

**~DRAFT~**

**STRATEGIC RESEARCH AGENDA ON THE  
POTENTIAL IMPACTS OF 21ST CENTURY  
OIL AND GAS DEVELOPMENT IN THE  
APPALACHIAN REGION AND BEYOND**

By the Health Effects Institute Special Scientific Committee on Unconventional  
Oil and Gas Development in the Appalachian Basin  
July 2015

---

## ABOUT THE HEALTH EFFECTS INSTITUTE

The Health Effects Institute is a nonprofit corporation chartered in 1980 as an independent research organization to provide high-quality, impartial, and relevant science on the effects of air pollution on health. To accomplish its mission, the institute

- Identifies the highest-priority areas for health effects research;
- Competitively funds and oversees research projects;
- Provides intensive independent review of HEI-supported studies and related research;
- Integrates HEI's research results with those of other institutions into broader evaluations; and
- Communicates the results of HEI's research and analyses to public and private decision makers.

HEI typically receives half of its core funds from the U.S. Environmental Protection Agency and half from the worldwide motor vehicle industry. Frequently, other public and private organizations in the United States and around the world also support major projects or research programs. HEI has funded more than 330 research projects in North America, Europe, Asia, and Latin America, the results of which have informed decisions regarding carbon monoxide, air toxics, nitrogen oxides, diesel exhaust, ozone, particulate matter, and other pollutants. These results have appeared in more than 260 comprehensive reports published by HEI, as well as in more than 1000 articles in the peer-reviewed literature.

HEI's independent Board of Directors consists of leaders in science and policy who are committed to fostering the public-private partnership that is central to the organization. The Health Research Committee solicits input from HEI sponsors and other stakeholders and works with scientific staff to develop a Five-Year Strategic Plan, select research projects for funding, and oversee their conduct. The Health Review Committee, which has no role in selecting or overseeing studies, works with staff to evaluate and interpret the results of funded studies and related research.

All project results and accompanying comments by the Health Review Committee are widely disseminated through HEI's Web site ([www.healtheffects.org](http://www.healtheffects.org)), printed reports, newsletters and other publications, annual conferences, and presentations to legislative bodies and public agencies.

## CONTRIBUTORS

### SPECIAL SCIENTIFIC COMMITTEE ON UNCONVENTIONAL OIL AND GAS DEVELOPMENT

In 2014, HEI convened a special scientific committee to explore, define, and assess the potential human health, ecological, environmental, and social impacts of 21st century oil and gas development in the Appalachian Basin and to use its assessment to develop a Strategic Research Agenda to help guide the study of these potential impacts. The committee is chaired by George M. Hornberger, Distinguished Professor of Civil and Environmental Engineering and of Earth and Environmental Science at Vanderbilt University and director of the Vanderbilt Institute for Energy and the Environment. Committee members are highly regarded experts in a variety of disciplines directly related to unconventional oil and gas development and its potential impacts. Special advisors and consultants contribute additional areas of expertise.

**George M. Hornberger, Chair** *Distinguished Professor of Civil and Environmental Engineering and Earth and Environmental Science and Director, Vanderbilt Institute for Energy and Environment, Vanderbilt University*

**Alison C. Cullen** *Professor, Daniel J. Evans School of Public Policy and Governance, University of Washington*

**Jeffrey J. Daniels** *Professor of Geophysics and Co-Director, Subsurface Energy Resource Center, The Ohio State University*

**Alan M. Ducatman** *Professor, School of Public Health and School of Medicine, West Virginia University*

**John K. Jackson** *Principal Investigator, Entomology Group, Stroud Water Research Center*

**William (Bill) M. Kappel** *Hydrogeologist, Retired, U.S. Geological Survey*

**Richard (Rick) S. Krannich** *Professor of Sociology and Director of the Institute for Social Science Research on Natural Resources, Utah State University*

**Vince Matthews** *Principal, Leadville Geology, and former State Geologist and Director, Colorado Geological Survey*

**Allen L. Robinson** *Raymond J. Lane Distinguished Professor and Head of the Department of Mechanical Engineering, Carnegie Mellon University, and Member, HEI Research Committee*

**Dale P. Sandler** *Chief, Epidemiology Branch, Division of Intramural Research, National Institute of Environmental Health Sciences*

**Susan L. Stout** *Research Project Leader and Research Forester, Northern Research Station, United States Department of Agriculture Forest Service (Federal Liaison)*

**Deborah L. Swackhamer** *Professor Emeritus of Science, Technology, and Public Policy, Humphrey School of Public Affairs, and Professor Emeritus of Environmental Health Sciences, School of Public Health, University of Minnesota*

**Junfeng (Jim) Zhang** *Professor, Global and Environmental Health, and Director, Exposure Biology and Chemistry Laboratory, Duke University*

## SPECIAL ADVISORS TO THE COMMITTEE

**Bernard Goldstein** *Professor Emeritus, Environment and Occupational Health, and former Dean, Graduate School of Public Health, University of Pittsburgh*

**Alan Krupnick** *Co-Director, Center for Energy and Climate Economics, and Senior Research Fellow, Resources for the Future*

**Michael Parker**, *Parker Environmental and Consulting*

## HEI PROJECT STAFF

**Donna J. Vorhees** *Project Coordinator, Senior Scientist*

**Dan Greenbaum** *President*

**Robert O’Keefe** *Vice President*

**Rashid Shaikh** *Director of Science*

**Zach Abbott** *Research Assistant*

## HEI PUBLICATIONS STAFF

**Mary K. Brennan** *Consulting Science Editor*

**Hope Green** *Editorial Assistant*

**Hilary Selby Polk** *Managing Editor*

## ABBREVIATIONS

API	American Petroleum Institute
BLM	Bureau of Land Management
BTEX	benzene, toluene, ethylbenzene, and xylenes
CH <sub>4</sub>	methane
EIA	U.S. Energy Information Administration
EPA	U.S. Environmental Protection Agency
H <sub>2</sub> S	hydrogen sulfide
NIOSH	National Institute for Occupational Safety and Health
NO <sub>x</sub>	nitrogen oxides
NORM	naturally occurring radioactive materials
OGD	oil and gas development
OSHA	Occupational Safety and Health Administration
PA DCNR	Pennsylvania Department of Conservation and Natural Resources
PAHs	polyaromatic hydrocarbons
PM	particulate matter
UIC well	Underground injection control well
VOCs	volatile organic compounds

## ACKNOWLEDGMENTS

HEI and the members of the Special Committee on Unconventional Oil and Gas Development wish to extend their gratitude to individuals and organizations that provided considerable support in this effort:

- Kimberly S. Bellora, Tracy L. Papillon, and Megan Soltesz of the University of Pittsburgh Institute of Politics provided superior organizational support and guidance with public workshops.
- Advisors to the Committee: Bernard Goldstein of the University of Pittsburgh, Alan Krupnick of Resources for the Future, and Michael Parker of Parker Consulting gave generously of their time and expertise in speaking at public workshops, reviewing draft reports, and providing general guidance.
- Howard P. Gamble and Wayland W. Harris of the Ohio County Health Department designed and led a roadside tour of gas well sites, compressor stations, and processing facilities in Ohio and Marshall counties in West Virginia.
- Workshop speakers provided excellent technical presentations: Bernard Goldstein of the University of Pittsburgh, Rich Haut of the Houston Advanced Research Center, Jeffrey Jacquet of South Dakota State University, Alan Krupnick of Resources for the Future, Nels Johnson of The Nature Conservancy, Mike Parker of Parker Consulting, and Dan Soeder of the U.S. Department of Energy National Energy Technology Laboratory.
- Mr. Dan Billman provided a webinar describing current oil and gas development practices in the Appalachian region.
- Individuals and organizations that took time to participate in one or more of the Committee's three workshops.
- Individuals and organizations that took time to provide constructive commentary on the Committee's draft interim report "The Potential Impacts of 21st Century Oil and Gas Development in the Appalachian Basin: First Steps Toward a Strategic Research Plan": Bernard Goldstein, University of Pittsburgh; Alan Krupnick, Resources for the Future; Michael Parker, Parker Consulting; Jeffrey Jacquet, South Dakota State University; Nels Johnson, The Nature Conservancy; Robert L. Kleinberg, Schlumberger-Doll Research; Dan Soeder, National Energy Technology Laboratory, Department of Energy; Elena Craft, Environmental Defense Fund; Jim McElfish, Environmental Law Institute; Diana Stares, Center for Energy Policy and Management, Washington & Jefferson College; Howard J. Feldman, American Petroleum Institute; Southwest Pennsylvania Environmental Health Project; Kevin M. Stewart, American Lung Association; Richard A. Winschel, Consol Energy; and Daniel Raimi, Energy Initiative, Duke University.

## TABLE OF CONTENTS

<b>EXECUTIVE SUMMARY .....</b>	<b>IX</b>
MOTIVATION FOR CREATING A RESEARCH AGENDA .....	X
THE COMMITTEE’S REVIEW AND PRIORITIES.....	X
IMPLEMENTATION OF THE RESEARCH AGENDA .....	XV
<b>1. INTRODUCTION.....</b>	<b>1</b>
1.1 ORIGIN OF THIS INITIATIVE.....	2
1.2 SCOPE OF THE COMMITTEE’S REVIEW.....	2
1.3 EVOLUTION OF OIL AND GAS DEVELOPMENT IN THE APPALACHIAN BASIN .....	8
1.4 RESEARCH RECOMMENDATIONS FROM OTHER ORGANIZATIONS.....	14
<b>2. METHODS .....</b>	<b>15</b>
2.1 IDENTIFICATION OF POTENTIAL IMPACTS.....	15
2.2 FORMULATION AND PRIORITIZATION OF RESEARCH QUESTIONS .....	16
<b>3.0 RESEARCH QUESTIONS .....</b>	<b>18</b>
3.1 CROSS-CUTTING THEMES .....	18
3.2 WELLBORE INTEGRITY.....	23
3.3 AIR QUALITY .....	26
3.4 WATER QUALITY AND USE.....	30
3.5 WASTE MANAGEMENT.....	33
3.6 INDUCED SEISMICITY .....	35
3.7 CHEMICAL TOXICITY .....	36
3.8 ECOLOGICAL HEALTH.....	37
3.9 HUMAN HEALTH AND WELL-BEING .....	41
<b>4. RESEARCH RECOMMENDATIONS .....</b>	<b>57</b>
4.1 RELATIONSHIPS AMONG RECOMMENDED RESEARCH TOPICS.....	57
4.2 PRIORITIZING THE RECOMMENDATIONS.....	57
4.3 SUMMARY.....	60
<b>5. IMPLEMENTATION OF THE RESEARCH AGENDA.....</b>	<b>62</b>
5.1 TIMELINE .....	62
5.2 ORGANIZING FOR QUALITY AND CREDIBILITY .....	63
5.3 FUNDING .....	64
<b>6. REFERENCES.....</b>	<b>66</b>
APPENDIX A: SUMMARY OF RESEARCH RECOMMENDATIONS FROM OTHER ORGANIZATIONS .....	75
APPENDIX B: BIBLIOGRAPHY .....	75
APPENDIX C: POTENTIAL IMPACTS AND DATA GAPS .....	75
APPENDIX D: GLOSSARY .....	75
APPENDIX E: BRIEF BIOGRAPHIES OF COMMITTEE MEMBERS AND SPECIAL ADVISORS TO THE COMMITTEE .....	75

## LIST OF FIGURES

- Figure 1-1 The Committee’s scope of review.
- Figure 1-2 The number of news articles published each year between 2003 and 2014 with the terms (a) “hydraulic fracturing” and (b) “fracking” as reported by *Environmental Health News*.
- Figure 1-3 Relationship between the permeability of a geologic formation and the need for hydraulic fracturing or high-volume hydraulic fracturing.
- Figure 1-4 Extent of oil and gas resources in the Appalachian Basin.
- Figure 1-5 Active unconventional and conventional oil and gas wells in Pennsylvania and West Virginia.
- Figure 5-1 An example of research activities that will need to be sequenced.

DRAFT



## LIST OF TABLES

Table ES-1	Cross-cutting themes that pertain to multiple research questions.
Table ES-2	The 13 research topics of overarching importance.
Table ES-3	Synopses of the 13 research questions of overarching importance.
Table ES-4	The 22 other research topics.
Table 1-1	Examples of potential benefits from OGD.
Table 2-1	Criteria for formulating and evaluating research questions.
Table 3-1	The 35 research questions.
Table 4-1	Cross-cutting themes that pertain to multiple research questions.
Table 4-2	Synopses of the 13 research questions of overarching importance.
Table 4-3	The 13 research topics of overarching importance.
Table 4-4	The 22 other research topics.

# EXECUTIVE SUMMARY

Unconventional oil and gas development is a driving force behind significant economic and energy policy shifts in the United States and the world today. The use of new methods of development is substantially increasing energy supplies, while at the same time outpacing the scientific research that can answer questions about the development's potential effects. With funding from private foundations, the Health Effects Institute (HEI) convened a Special Scientific Committee to develop this impartial, multidisciplinary Strategic Research Agenda to help guide future research about potential adverse impacts of 21st century oil and gas development. The Research Agenda recommends research to better understand and to prevent or minimize potential impacts on human health and well-being, communities, ecological health, and the environment. The result of the Committee's work is this draft Strategic Research Agenda. It was developed in response to questions raised in the Appalachian region of the United States. The questions are not unique to the region, therefore, the Research Agenda can address concerns expressed elsewhere in the United States and the world.

As used in this Research Agenda, "21st century oil and gas development" refers to the onshore development and production of oil and natural gas from unconventional geologic resources as practiced today, recognizing that industry practices continue to change in response to evolving technologies, regulations, and other factors. The Committee chose the term (instead of the more common "unconventional oil and gas development") to reflect the Committee's intent (1) to address the potential impacts of oil and gas development that involves the use of intensive technologies (including high-volume hydraulic fracturing combined with horizontal drilling) that have been used in the Appalachian region since the natural gas boom began and (2) to reflect the possibility that the intensive technologies will be used more widely with both conventional and unconventional geologic formations in the future. For simplicity, the term is abbreviated as "OGD" in this report.

## Purpose and scope of this Research Agenda

This draft Strategic Research Agenda is offered as an impartial, multidisciplinary guide for future research about potential adverse impacts of 21st century oil and gas development. The Research Agenda recommends research to better understand and to prevent or minimize potential impacts on human health and well-being, communities, ecological health, and the environment.

As used in the Research Agenda, "21st century oil and gas development" refers to the onshore development and production of oil and natural gas from unconventional geologic resources as practiced today, recognizing that industry practices continue to change in response to evolving technologies, regulations, and other factors. For simplicity, the term is abbreviated as "OGD" in this report.

The Committee recognized that OGD can generate important benefits. Agencies and others at the regional, national, and international levels are actively engaged in the complex task of evaluating various combinations of energy sources, including a consideration of their ability to meet future energy requirements and climate-change potential. The Committee has sought to answer the more focused but critical question to help inform future energy policy choices: Which potential impacts of OGD warrant priority consideration for scientific study?

## Overview of Recommendations

The Committee defined research questions that:

- Collectively indicate data gaps in the literature; they are not findings of impacts;
- Are linked to the ultimate goal of understanding and preventing or minimizing potential impacts on human and ecological health and well-being; and
- Apply broadly to Appalachia and other regions

## What the Committee asks of you

The Committee requests comments on the draft Research Agenda from you and other members of the broad stakeholder community by August 14, 2015.

## Moving forward

HEI will be submitting this draft Research Agenda to peer review. In addition, the Committee welcomes and will carefully consider all public comments in formulating the final Research Agenda for release in early fall 2015.

## MOTIVATION FOR CREATING A RESEARCH AGENDA

Oil and gas development is not new to Appalachia, with hundreds of thousands of oil and gas wells drilled into primarily conventional geologic formations since the mid-1800s. Historically, oil and gas were extracted either without hydraulic fracturing or with a less intensive form of hydraulic fracturing. The extraction technique of high-volume hydraulic fracturing combined with horizontal drilling drives the current wave of development. OGD differs from previous oil and gas development in ways that introduce the potential for different kinds of impacts.

The use of the new OGD processes began in the early 2000s in Pennsylvania and rapidly expanded to include eastern Ohio and northern West Virginia. Many people living in these regions were familiar with conventional oil and gas development, but not with the pace, scale, or type of the recent OGD. The industry and regulators have protocols to protect workers, neighbors, and the environment. However, given the rapid pace and technologic changes associated with OGD, knowledge of its potential impacts and whether protocols and regulations are sufficient to prevent or minimize them has, in some cases, lagged behind.

In response to shale gas development in Appalachia, various organizations — each with its own specific focus — have acted to understand, prevent, and minimize potential impacts. One of these organizations was the Pennsylvania-based Shale Gas Roundtable, composed of leaders from government, industry, academia, environmental groups, and the public (<http://iop.pitt.edu/shalegas/>). The Roundtable was formed to answer one question:

As a region, how can we most effectively and responsibly safeguard our communities and environment, grow our economy, and manage unconventional oil and gas development?

In its 2013 report, the Roundtable emphasized the need for “efforts to increase balanced research and rigorous monitoring of the possible impacts of unconventional oil and gas development.” HEI’s multidisciplinary Special Scientific Committee, which produced the draft Research Agenda presented here, was formed in response to this recommendation.

## THE COMMITTEE’S REVIEW AND PRIORITIES

To identify what is known and what is not known about potential impacts and about trends in industry practices related to impacts, the HEI Special Committee reviewed about 1,000 peer-reviewed articles and reports. Throughout its review, the Committee consulted with experts and stakeholders to develop this integrated assessment of research needs that spans the range of topics directly and indirectly related to potential impacts on health and well-being.

The Committee recognized that OGD can generate important benefits. Agencies and others at the regional, national, and international levels are actively engaged in the complex task of evaluating various combinations of energy sources, including a consideration of their ability to meet future energy requirements and climate-change potential. The Committee has sought to answer the more focused but critical question to help inform future energy policy choices: Which potential impacts of OGD warrant priority consideration for scientific study?

The Committee evaluated the potential for local and regional impacts from the following phases of OGD:

- Development (i.e., exploration, site preparation, vertical and horizontal drilling, hydraulic fracturing, well completion in preparation for production, and management of wastes);
- Production (i.e., extraction, gathering, processing, and compression of gas; extraction and processing of oil and gas condensates; management of produced water and other wastes; and construction and operation of gathering pipelines); and
- Post-production (i.e., well closure and site reclamation).

The Committee's review did not include the following:

- Inter- and intra-state oil and gas distribution networks or other pipelines and compressor stations (beyond the gathering pipelines in the field) used to transport oil or gas outside of the production area;
- The end uses of oil and gas (e.g., electric power generation);
- The development and production of oil and gas from conventional geologic formations unless they involve the use of high-volume hydraulic fracturing combined with horizontal drilling or other similarly intensive technologies; and
- The contribution of climate forcer (e.g., methane) emissions from OGD to global climate change. The Committee reviewed information about climate forcer emissions, but did not define research needs about climate change more broadly because this topic is already the subject of other extensive research programs throughout the United States and around the world.

The Committee defined research questions based on a review of the literature and input received during expert consultations and two public workshops. The Committee also crafted seven criteria against which to identify and judge research areas. The criteria were intended to reflect the full breadth of research topics and characteristics that might be useful for understanding and preventing or minimizing potential impacts. In addition, the Committee identified several themes that pertain to multiple research questions (Table ES-1). Throughout its deliberations, the Committee stressed the need to account properly for these cross-cutting themes in research conducted in response to the Research Agenda. The research should also contribute to an improved understanding of these themes.

Guided by a review of the literature, input from stakeholders, and its own criteria, the Committee developed 35 research questions that cover the range of topics linked to the ultimate goal of understanding and preventing or minimizing potential impacts on human and ecological health and well-being. The questions collectively indicate data gaps in the literature; they are not findings of impacts. They are broadly applicable to Appalachia and other regions, although the importance of the questions likely varies by region. Comparative studies among regions would be useful in understanding how insights from one region might apply to other regions.

The research questions were defined relatively broadly to avoid pre-judging the specific type of research that could be performed. In this way, the Committee recognized that it does not have complete knowledge of every topic, nor can it anticipate new knowledge over the coming years.

Research examples are provided for each question, but solely to aid in comprehension of the research questions.

**Table ES-1. Cross-cutting themes that pertain to multiple research questions.** These cross-cutting themes should be accounted for in designing studies completed in response to this Research Agenda. The research should contribute to an improved understanding of these themes.

Cross-Cutting Theme	Description
Background conditions	<p>Many of the potential stressors and impacts associated with OGD have other sources:</p> <ul style="list-style-type: none"> <li>▪ Natural sources (e.g., methane from biological sources or natural fracture migration from depth)</li> <li>▪ Anthropogenic sources (e.g., conventional oil and gas development, orphaned and abandoned wells, active coal mines or abandoned mines, landfills, power plants, vehicle emissions, and long-range transport).</li> </ul>
Variability	<p>Several factors related to potential impacts can vary considerably:</p> <ul style="list-style-type: none"> <li>▪ Spatial variability (e.g., geology, industry practice across regions, location of OGD operations relative to surrounding communities and ecosystems)</li> <li>▪ Temporal variability (e.g., changes to industry practice over time, duration of development)</li> <li>▪ Individual- (e.g., human and ecological exposure and susceptibility) and community-level (e.g., the social and health status of local communities)</li> <li>▪ OGD facility variability (e.g., compressor stations, processing plants, etc.)</li> </ul>
Permitted, accidental, and unauthorized releases of stressors to the environment	<p>Stressors entering the environment might lead to potential impacts</p> <ul style="list-style-type: none"> <li>▪ Stressors intentionally released in accordance with applicable regulations (e.g., permitted discharges to surface water, equipment emissions to ambient air, vehicle emissions).</li> <li>▪ Stressors released through illegal or poor practices (e.g., improper waste disposal or accidental releases).</li> </ul>
Benefits of OGD	<p>In some cases, the potential impacts of OGD could be interconnected with potential benefits. Some examples:</p> <ul style="list-style-type: none"> <li>▪ Improvements to local infrastructure could decrease traffic injuries over the long-term.</li> <li>▪ Expansion of medical facilities in response to an influx of workers could improve access to healthcare.</li> </ul>

The research questions fall into three general areas of research: (1) stressor and exposure characterization, (2) health and well-being assessment, and (3) evaluation of most-effective practices. The Committee recommends pursuing research in each of these areas. In particular, questions about stressor and exposure characterization are useful in addressing questions about health and well-being. Research on management practices can help prevent or reduce impacts in advance of waiting for the results of lengthy health studies.

Although the research questions cannot all be pursued at the same time, the research does not need to be carried out in a linear time frame. For example, all exposures do not need to be quantified before determining relationships between exposure and biological response (although both of these components are needed before quantitatively characterizing risks). Rather, the individual research activities can be carried out in parallel and sequenced as needed to support

effective analysis of risks and health outcomes. In fact, such a parallel and sequenced execution will be crucial to achieve results in a timely fashion.

The Committee deemed all research questions to be important topics of inquiry, although not necessarily of equal importance. Funding for research to answer these questions, like that for all scientific research, is limited. The Committee therefore used its criteria to identify 13 research questions that should be given priority consideration for initial funding.

These research questions of “overarching importance” target a better understanding of exposure, risk, and effects from a broad spatial and substantive perspective. The topics covered by the 13 research questions are listed in Table ES-2 and summarized in Table ES-3. In both tables, the research topics are organized by general research area. Within these research areas, topics are listed alphabetically. The topics covered by the 22 other research questions are listed in Table ES-4.

The Committee concluded that these questions are also worthy of pursuit, but that an effective research program should begin with the 13 questions of overarching importance.

### Highlights of the Committee’s Research Recommendations

#### 35 Research Questions

- They collectively indicate data gaps in the literature; they are not findings of impacts
- They are linked to the ultimate goal of understanding and preventing or minimizing potential impacts on human and ecological health and well-being
- They apply broadly to Appalachia and other regions
- They fall into three general areas of research: (1) stressor and exposure characterization; (2) health and well-being assessment; and (3) evaluation of most-effective practices
- 13 questions are high priorities for initial funding, although all questions are important topics of inquiry

#### Cross-cutting Research Themes

- A number of themes should be accounted for in designing studies completed in response to this Research Agenda. These themes are:
  - Background conditions (i.e., levels of stressors in the environment originating from natural and anthropogenic sources other than OGD)
  - Variability with respect to a number of factors (e.g., geology, industry practice across regions and over time, and human and ecological exposure and susceptibility)
  - Permitted, accidental, and unauthorized releases of stressors to the environment
  - Benefits of OGD and their interrelationships with the impacts being studied
- Research should contribute to an improved understanding of these cross-cutting themes

**Table ES-2. The 13 research topics of overarching importance.**

General Area of Research	Purpose	Research Topic
Stressor and Exposure Characterization	To improve understanding of whether exposures of potential concern are occurring	Chemical toxicity (human and ecological) Local air quality Total human exposure Water quality
Health and Well-Being Assessment	To improve understanding of whether potential human health, ecological health, and well-being effects are occurring	Ecological health effects (landscape change) Public health effects (air exposure) Public health effects (drinking water exposure) Public health effects (near-term studies) Social and psychosocial effects Worker health effects (chemical and radiation)
Evaluation of Most-Effective Practices	To enhance practices that minimize or prevent impacts	Accidental waste release Permitted waste management Wellbore integrity



**Table ES-3. Synopses of the 13 research questions of overarching importance <sup>(1)</sup>.**

Research Topic	Summary
<b>Stressor and Exposure Characterization</b>	
Chemical toxicity (human and ecological)	Adequate toxicity information does not exist for some components of hydraulic fracturing fluid and related wastewater. The initial goal of research would be to improve the understanding of the composition of these fluids. The goal of subsequent research would be to conduct toxicological evaluations where exposure information suggests that such evaluations would be helpful to decision-making about the protection of human and ecological health.
Local air quality	OGD emissions might affect air quality. The goal of research would be to quantify the contribution of emissions from OGD to local concentrations of a wide range of air pollutants.
Total human exposure	People might be exposed to a range of OGD-related health stressors, depending on the effectiveness of industry and regulatory protocols. The goal of research would be to identify these exposures and, for any of potential concern, to use rigorous methods to quantify them.
Water quality	Reports of surface water and groundwater contamination allegedly caused by OGD have garnered much public attention. The goal of research would be to quantify any contribution of OGD to short- and long-term trends in the quality of water resources.
<b>Health and Well-Being Assessment</b>	
Ecological health effects (landscape change)	OGD can result in physical (e.g., habitat fragmentation) and sensory (e.g., increased light) changes to landscapes. The goal of research would be to quantify the contribution of OGD to short- and long-term landscape changes and any resulting ecological risks.
Public health effects (air exposure)	Emissions associated with OGD might lead to changes in local and regional air quality. The goal of research would be to determine whether local and regional variations in OGD-related airborne exposures are associated with health effects.
Public health effects (drinking water exposure)	The scientific literature and popular press reflect concern about OGD-contaminated drinking water. The goal of research would be to conduct population-based studies of health effects; these studies would focus on any quantified exposures of concern from high-quality studies of potential OGD-affected drinking water.
Public health effects (near-term studies)	Uncertainty about potential short- and long-term health effects related to OGD has led to community concern. The goal of research would be to determine, through systematic research, whether nearby communities are at increased risk for adverse health effects. If an increased risk is identified, further research would then investigate the extent to which any such health effects are attributable to OGD-related stressors.
Social and psychosocial effects	OGD might cause adverse social and psychosocial impacts. The goal of research would be to determine whether and to what extent OGD might contribute to changes in individual and community well-being.
Worker health effects (chemical and radiation)	The OGD work environment can involve various health stressors, with exposure dependent on use of personal protective equipment and other health and safety protocols. The goal of research would be to characterize and identify techniques for mitigating acute and chronic exposures of potential concern that are not already addressed by industry and regulatory protocols.
<b>Evaluation of Most-Effective Practices</b>	
Accidental waste release	OGD wastes can be released to the environment as a result of spills, leaks, blowouts, and other accidents. The goal of research would be to understand the nature of potential impacts from the accidental releases and how they might be prevented or reduced.
Permitted waste management	OGD generates solid and liquid wastes (e.g., produced water, drill cuttings, and drilling fluids). The goal of research would be to determine the potential for impacts from approved disposal of OGD wastes and the most effective practices for managing the wastes.
Wellbore integrity	A tremendous amount of guidance exists to support the planning, design, and execution of well construction to prevent gas and fluids from escaping the wellbore. The goal of research would be to determine whether guidance is being broadly and effectively implemented and is sufficient to ensure the lifetime integrity of wellbores as OGD technology and practices evolve.
<sup>(1)</sup> The cross-cutting themes in Table ES-1 should be accounted for in designing studies completed in response to this Research Agenda. The research should contribute to an improved understanding of these themes.	

**Table ES-4. The 22 other research topics.**

General Area of Research	Purpose	Research Topic
Stressor and Exposure Characterization	To improve understanding of whether exposures of potential concern are occurring	Climate forcer emissions <sup>(1)</sup> , human biomonitoring, indoor air radon, regional air quality, induced seismicity causes, super-emitter emissions, stream low-flow, and water quality diagnostics
Health and Well-Being Assessment	To improve understanding of whether potential human health, ecological health, and well-being effects are occurring	Community well-being and health effect interactions, community services and infrastructure, ecological health effects (chemical and radiation), ecological health effects (cumulative), public health effects (long-term studies), public health effects (psychological stress), worker health effects (noise, vibration, and physical hazards)
Evaluation of Most-effective Practices	To enhance practices that minimize or prevent impacts	Air quality control, community planning and resiliency, ecological health effects (mitigation), induced seismicity prevention, water transport, wellbore diagnostics, and workplace organization
<sup>(1)</sup> This research question is not deemed urgent for understanding the local and regional impacts that the Committee was charged with evaluating. However, it is an important question for understanding potential impacts on the global climate.		

## IMPLEMENTATION OF THE RESEARCH AGENDA

This Research Agenda is intended to identify opportunities for government, the oil and gas industry, nongovernmental organizations, and academics to work cooperatively toward improving the understanding of potential impacts and making further advances in minimizing or preventing them. The Committee anticipates that the Research Agenda will be used by researchers and those who fund them as well as by regulators, the oil and gas industry, environmental organizations, public health experts, and other stakeholders to inform policy development in this important area. It also serves as a framework within which existing research efforts fit.

High quality research can be obtained in a number of ways. Given the complex and often controversial circumstances in which OGD is taking place, implementation of the Research Agenda will be most credible to a broad range of stakeholders if it is funded and overseen in a manner that leads to research of the highest quality, impartiality, and relevance. The success of the effort will depend strongly on cooperation among government, industry, and other stakeholders to create an environment of trust in which research can be conducted and the results can be relied on to support sound decision-making. This approach depends on four elements:

- Governance and Funding:** Governance of the research program should be independent of its sponsors or other interested parties and be managed by an impartial research organization. Core funding should be balanced with sponsorship by industry, government, and possibly foundations and other sources. Ideally, funding should be



provided for institutional and long-term support in the fulfillment of the Research Agenda outlined here and for other research topics and needs as they arise.

- **High-Quality Science:** The research should be overseen by a research committee and a review committee, each composed of leading scientists in various fields relevant to the Research Agenda. Members should be vetted to ensure that the research and review of results are carried out impartially. The research committee should competitively select studies for funding. The review committee, having no involvement in the selection, design, or oversight of the studies, should comprehensively review the studies for quality and technical rigor.
- **No Advocacy:** The mission of this independent research effort should be to produce the best science needed to make better informed decisions, without advocating policy positions.
- **Communication:** The research organization should communicate results widely and transparently, make the underlying data available, and disseminate comprehensive reports — including all results, both positive and negative — to the widest possible audience at no cost.

A key challenge, given the existence of numerous research questions in a period of potentially rapid growth in OGD, will be to ensure the prompt startup of the research program proposed here, with a strong emphasis throughout on streamlining every part of the program to help ensure the shortest possible turnaround in obtaining answers to the key questions. The need for timely results would also argue for relying, as far as possible, on existing research organizations to expedite implementation.

The success of this comprehensive Research Agenda will depend strongly on the identification of significant and balanced funding and careful coordination with ongoing research efforts, such as the federal Multi-Agency Collaboration on Unconventional Oil and Gas Research and the National Institute of Environmental Health Sciences. The Committee recognizes, and would hope, that elements of this Research Agenda could be taken up as priorities for funding by appropriate agencies, e.g., the National Institute for Occupational Health Science (NIOSH) for worker health effects, and the Department of Energy National Energy Technology Laboratory for wellbore integrity.

At the same time, a number of the overarching research questions would be best implemented as part of an integrated research program that could be pursued simultaneously. In pursuit of such an integrated program, certain groups of funders from both government and industry might choose to identify a major portion of this Research Agenda for funding, such as the overarching human exposure and health topics. This can provide impetus to establish a new, integrated research program to specifically address those questions.

HEI will be submitting this draft Research Agenda to peer review. In addition, the Committee requests comments on this draft Research Agenda from you and other members of the broad stakeholder community by August 14, 2015. The Committee will carefully consider all public comments in formulating the final Research Agenda for release in early fall 2015.

# 1. INTRODUCTION

Unconventional oil and gas development is a driving force behind significant economic and energy policy shifts in the United States and the world today. The use of new methods of development is substantially increasing energy supplies, while at the same time outpacing the scientific research that can answer questions about the development’s potential effects. With funding from private foundations, the Health Effects Institute (HEI) convened a Special Scientific Committee to develop this impartial, multidisciplinary Strategic Research Agenda to help guide future research about potential adverse impacts of 21st century oil and gas development. The Research Agenda recommends research to better understand and to prevent or minimize potential impacts on human health and well-being, communities, ecological health, and the environment. The result of the Committee’s work is this draft Strategic Research Agenda. It was developed in response to questions raised in the Appalachian region of the United States. The questions are not unique to the region, therefore, the Research Agenda can address concerns expressed elsewhere in the United States and the world.

As used in this Research Agenda, “21st century oil and gas development” refers to the onshore development and production of oil and natural gas from unconventional geologic resources as practiced today, recognizing that industry practices continue to change in response to evolving technologies, regulations, and other factors. The Committee chose the term (instead of the more common “unconventional oil and gas development”) to reflect the Committee’s intent (1) to address the potential impacts of oil and gas development that involves the use of intensive technologies (including high-volume hydraulic fracturing combined with horizontal drilling) that have been used in the Appalachian region since the natural gas boom began and (2) to reflect the possibility that the intensive technologies will be used more widely with both conventional and unconventional geologic formations in the future. For simplicity, the term is abbreviated as “OGD” in this report.

Funding for the HEI initiative is provided entirely by private foundations in Pennsylvania and West Virginia, including:

- Richard King Mellon Foundation
- Henry L. Hillman Foundation
- Claude Worthington Benedum Foundation
- Henry C. and Belle Doyle McEldowney Fund of The Pittsburgh Foundation

HEI sponsors do not participate in the selection, oversight, or review of HEI science. HEI’s reports do not necessarily represent their views.

The Committee has identified research that can address concerns expressed beyond Appalachia. For example, concerns about potential impacts on air quality and community change are widespread. Also widespread are reports of potential benefits, such as increased revenue flow to economically depressed areas and progress toward national energy security. Ideally, decisions about where and how oil and gas development occurs should be grounded in a scientific understanding of its potential impacts and benefits. Given its charge, however, the Committee focused on research that fills gaps in knowledge about potential impacts and can support credible data-driven decision-making about understanding and preventing or minimizing any impacts. The Research Agenda can be used by researchers and those who fund them as well as by

regulators, the oil and gas industry, environmental organizations, public health experts, and other stakeholders to inform policy development in this important area.

## 1.1 ORIGIN OF THIS INITIATIVE

In response to shale gas development in Appalachia, various organizations — each with its own specific focus — have acted to understand, prevent, and minimize potential impacts. One of these organizations was the Pennsylvania-based Shale Gas Roundtable, composed of leaders from government, industry, academia, environmental groups, and the public (<http://iop.pitt.edu/shalegas/>). The Roundtable was formed to answer one question:

As a region, how can we most effectively and responsibly safeguard our communities and environment, grow our economy, and manage unconventional oil and gas development?

In its 2013 report, the Roundtable emphasized the need for “efforts to increase balanced research and rigorous monitoring of the possible impacts of unconventional oil and gas development.” HEI’s multidisciplinary Special Scientific Committee, which produced the Research Agenda presented here, was formed in response to this recommendation.

## 1.2 SCOPE OF THE COMMITTEE’S REVIEW

The Committee has sought to answer a critical question about development of oil and gas resources in the Appalachian Basin and beyond to help inform future energy policy choices: Which potential impacts of 21st century oil and gas development warrant priority consideration for scientific study?

### 1.2.1 What Is 21st Century Oil and Gas Development?

The Committee chose the term “21st century oil and gas development” instead of the more common “unconventional oil and gas development” to describe the subject of its review. This choice reflects the Committee’s intent to address potential impacts of (1) oil and gas development that involves use of intensive technologies (such as high-volume hydraulic fracturing) that have been used in the Appalachian region since the natural gas boom began; and (2) the possibility that the intensive technologies will be used in the future with conventional geologic formations. (As noted earlier, “21st century oil and gas development” is abbreviated as OGD in this report.)

The Committee also considered the inherent difficulty of predicting the nature of oil and gas development in the decades ahead. Although future development can be envisioned to some extent (based on trends in industry practices, regulations, and the market), predictions about them do not provide a reasonable basis for identifying and prioritizing research needs. The Committee’s recommendations for research, as presented in this Research Agenda, are therefore largely based on questions raised about practices in the Appalachian region today.

The extraction technique of high-volume hydraulic fracturing combined with horizontal drilling together allow for the current wave of unconventional oil and gas development. Extraction, however, is only part of the oil and gas operations that have raised questions about potential impacts. The Committee therefore included the following phases of development in its definition of OGD:

- Development (i.e., exploration, site preparation, vertical and horizontal drilling, hydraulic fracturing, well completion in preparation for production, and management of wastes);
- Production (i.e., extraction, gathering, processing, and compression of gas; extraction and processing of oil and gas condensates; management of produced water and other wastes; and construction and operation of gathering pipelines); and
- Post-production (i.e., well closure and site reclamation).

The Committee's definition does not include the following:

- Inter- and intra-state oil and gas distribution networks or other pipelines and compressor stations (beyond the gathering pipelines in the field) used to transport oil or gas outside of the production area;
- The end uses of oil and gas (e.g., electric power generation);
- The development and production of oil and gas from conventional geologic formations unless they involve the use of high-volume hydraulic fracturing combined with horizontal drilling or other similarly intensive technologies. This is not to say that the development of hundreds of thousands of earlier conventional wells in the Appalachian region is without potential impacts, but the widespread controversy today is associated with the recent use of the intensive technologies. Potential impacts from the development of the earlier conventional wells must be recognized in studies of the potential impacts of OGD, along with other contributors to background conditions. This issue is discussed further in Section 3.1; and
- The contribution of climate forcer (e.g., methane) emissions from OGD to global climate change. The Committee reviewed information about climate forcer emissions, but did not define research needs about climate change more broadly because this topic is already the subject of other extensive research programs throughout the United States and around the world.

What do the terms "conventional" and "unconventional" mean in the oil and gas industry?

The terms "conventional" and "unconventional" are used widely in connection with the oil and gas industry but not consistently, creating confusion. Most people use them to distinguish between the geologic formations from which oil and gas are extracted. Others use them to classify how oil and gas wells are drilled today. Still others talk about them in the context of emerging oil and gas technologies and practices.

In the Agenda presented here, the Committee has used them to distinguish between geologic formations, as follows:

- A *conventional formation* is one with relatively high permeability, in which the oil or gas has migrated to a natural reservoir and is held there by a rock unit that prevents further migration. When tapped, oil or gas from conventional formations flows readily into wellbores.
- An *unconventional formation* is one with relatively low permeability (e.g., the Marcellus and Utica shales), in which the oil or gas does not flow readily into wellbores without the application of a well-stimulation technique, such as hydraulic fracturing.

Today, oil and gas are being extracted from wells drilled into both types of formations.

## **1.2.2 Weighing Benefits and Impacts**

The Committee recognizes that oil and gas development can generate benefits at personal, local, regional, national, and global levels. The energy needed in the United States and around the world will inevitably come from a range of sources. The benefits and impacts resulting from energy generation will hinge on the combination of energy sources actually used. Agencies and others at the regional, national, and international levels are actively engaged in the complex task of evaluating various combinations of energy sources, including a consideration of their ability to meet future energy requirements and climate-change potential. The Committee has sought to answer the more focused but critical question to help inform future energy policy choices: Which potential impacts of oil and gas development warrant priority consideration for scientific study? Although the Committee's charge was to define research needs related to potential impacts, the potential benefits also represent worthy topics of research that could be investigated in a separate research program. Such a program would extend beyond the questions that are presented here to include questions about socioeconomic, health, and political benefits. Even in the absence of such a research program, individuals and organizations conducting research on potential impacts should be mindful of possible interrelationships among benefits and impacts.

Table 1-1 briefly summarizes some of the findings from recent reviews of potential local, regional, and national benefits of OGD that have been published in the peer-reviewed literature and other credible reports. In addition, OGD can bring benefits on a personal level, for example, to individuals with businesses that expand in response to the development and who receive lease payments. As is the case for potential impacts, the potential benefits are not distributed evenly among members of nearby communities. For example, someone who lives near an active well pad but does not own mineral rights might weigh the associated benefits and impacts differently than would a neighbor who is profiting from mineral rights. It is important to keep this heterogeneous distribution of both potential impacts and potential benefits in mind when reviewing Table 1-1.

## **1.2.3 Oil and Gas Operations Under Review**

This section provides a brief summary of the oil and gas operations that were the subject of the Committee's review. Box 1 provides an overview of these operations along with an approximate average time required to develop and produce oil or gas from a single well with high-volume hydraulic fracturing combined with horizontal drilling. For a single well, the development phase (i.e., exploration, site preparation, drilling, and well completion) occurs over a period of months, although it could continue for a year or more in some case. The production phase usually continues for years to decades (Soeder et al. 2014). However, the development phase can persist for longer periods than specified in Box 1; for example, when multiple wells are drilled at different times on a single well pad or when multiple well pads are constructed at different times in the same region.



**Table 1-1. Examples of Potential Benefits from OGD <sup>(1)</sup>**

Potential Benefit	Brief Description
Air quality or climate benefits from proportionally greater use of natural gas than coal or oil	With its lower point-of-use emissions, natural gas is generally considered to be a cleaner-burning fossil fuel than coal or oil. Therefore, the development of natural gas in the Appalachian region could yield air quality benefits, depending on the extent of natural gas end use and emissions to the atmosphere during development, production, and distribution (Moore et al. 2014). Use of natural gas instead of other fossil fuels might benefit the climate, given its lower carbon emissions (Resources for the Future 2014).
Job creation	A number of studies have focused on job creation in the Appalachian region as a result of natural gas development (Resources for the Future 2014, Kelsey et al. 2011, Considine 2010).
Increased government revenues	Industry severance-tax payments (in West Virginia and Ohio) and impact fees (in Pennsylvania) have increased state revenue streams in areas experiencing development (Resources for the Future 2014). The amount of revenue that reaches local communities is uncertain, as most states designate these funds for general use or for use in oil and gas development and regulation (Resources for the Future 2014). The revenues could be used for other beneficial purposes, such as schools, parks, and social services.
Economic benefits for local communities (e.g., retail sales, housing values, lease payments to land owners with mineral rights, and local tax revenue)	Although information is limited, retail activity in Pennsylvania might have increased as a result of development (Resources for the Future 2014). Local residents who lease their mineral rights are also likely to see an increase in income as a result of lease and royalty payments (Environmental Law Institute and Washington and Jefferson College Center for Energy Policy and Management 2014).
National energy security	Multiple sources suggest that increased production from shale and other tight geologic formations has decreased U.S. reliance on foreign imports, leading to increased national energy security (Mason et al. 2015a; Resources for the Future 2014; American Petroleum Institute 2015). The U.S. Energy Information Administration (2015) projects that by 2017 the United States will be a net exporter of natural gas.
Supporting domestic manufacturing	Decreased natural gas prices have benefited industrial consumers, particularly in industries that rely on natural gas-driven processes (e.g., the chemical industry), and greater rates of gas production provide feedstock for chemical and manufacturing industries (Mason et al. 2015a; American Chemistry Council 2014).
<sup>(1)</sup> Potential benefits are heterogeneously distributed among individuals and communities. Potential benefits for some might lead to potential impacts for others. For example, a rise in housing costs might benefit property owners but adversely affect renters.	

**Box 1. Timeline: Average duration of each phase in the life cycle of a high-volume hydraulically fractured well <sup>1</sup>**

Operational Phase	Activities	Time Required	
Exploration	Seismic reflection testing to support selection of a site for oil or gas development. Seismic reflection methods are not used for all prospects.	1 to 2 months	Regionally (over 5 square miles), a 3-dimensional survey takes a month or two. Locally (less than 5 square miles), a number of 2-dimensional lines or a small 3-dimensional survey will take days-to-weeks of measurement activity during equipment set-up, local data collection, and subsequent equipment removal.
Site preparation <sup>2</sup>	Construction of well pads, access roads, water-supply systems for drilling and fracturing, and gathering pipelines	Weeks to 1 month	Depends on the distance from local roadways, erosion mitigation measures, and time required to deliver drilling supplies and arrange equipment on the well pad. Designing a water supply system for drilling and fracturing may add additional construction time.
Drilling	Drilling of the topset (vertical part) of a well and setting and cementing of casings	2 to 3 weeks	Depends on the depth of the topset, the length and number of casings, and amount of cement needed.
	Drilling of a transition curve and horizontal well and setting and cementing of casings		Depends on the depth of the well, the length of the horizontal leg, the length and number of casings, and the amount of cement needed.
	Total drilling time if more than one well is installed on a single well pad	< 4 months	Actual time depends on the number of wells (assuming 8 wells per pad)
Well completion	Hydraulic fracturing of horizontal well	Weeks to ~ 1 month	A week or more to deliver and set up hydraulic fracturing equipment and 3 -6 days per wells to perform staged hydraulic fracturing. Pumping each stage requires 30 to 45 minutes, but re-setting subsurface equipment, perforating the casing, and packing off the next stage for fracturing takes 4 to 6 hours. Re-fracturing in the future is possible, but the likelihood and timing depend on many technologic and economic factors.
	Preparing the well for production (or shut-in for later production)	Days to 1 week	Several days to a week to remove fracturing equipment, place production equipment and initiate production flush (flowback) the well of residual materials (i.e., cuttings, proppant, and other debris), and set the production equipment. This step can take longer if gas condensates or oil are produced along with natural gas, resulting in additional equipment needs related to processing and transmission.
Production	Extraction of oil and gas	Years to decades	Years to decades; high-volume production for several years followed by reduced production, depending on the depletion curve.
	Processing of oil and gas (compressor stations, gathering facilities, and processing plants)	Years to decades	Years to decades; continuous operation.
Closure and post-production	Well closure	Several weeks	Several weeks to position supplies, material, and rig for closure. A week or more to load the well with brine (to stop gas and fluid flow), remove some of the casings, and cement the well.
	Site reclamation; site reclamation can occur during production, depending on state law and local custom	Indeterminate	Reclamation depends on the lease agreement and whether the site is to be maintained for future development.
Waste management	Storage, possible treatment and reuse, transport, and disposal of liquid and solid waste on or off the well pad	Years to decades	Weeks-to-months for wastes from drilling and hydraulic fracturing; years to decades for wastes from oil and gas production and processing, with quantities diminishing after the first months.

re-stimulate <sup>3</sup>

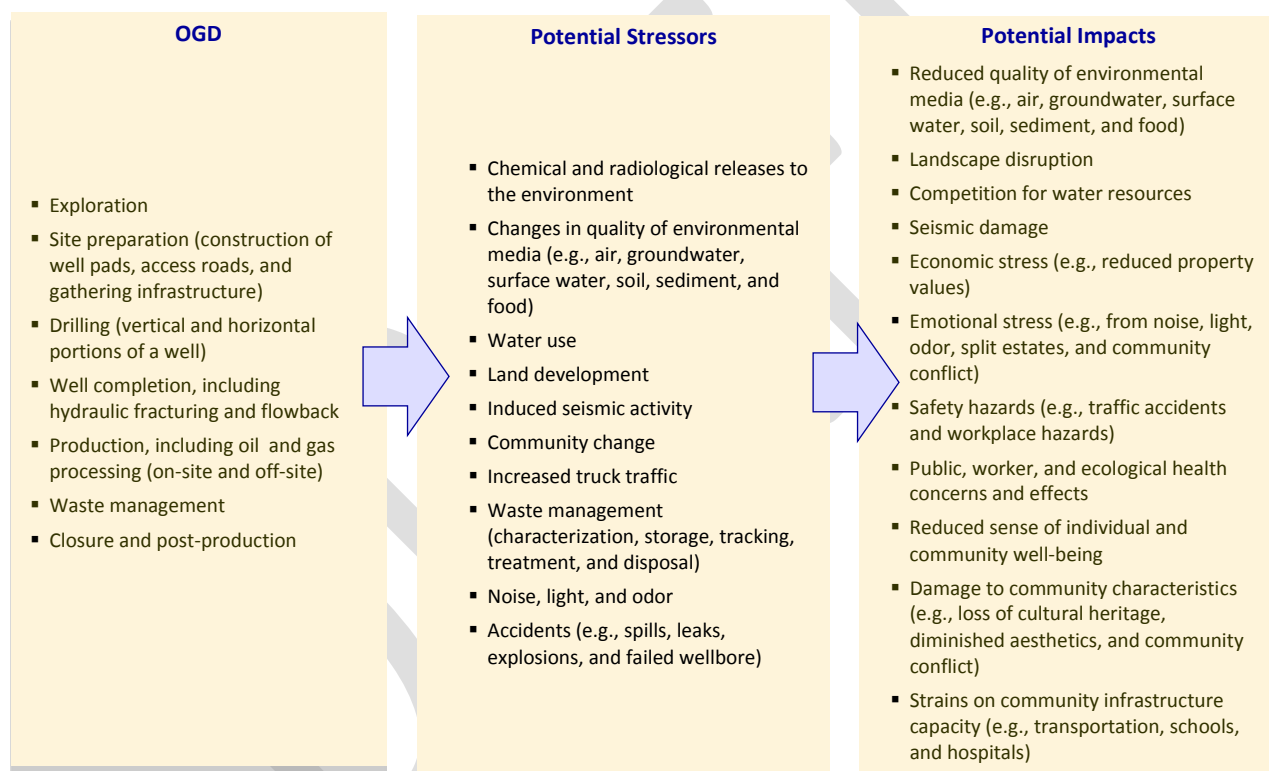
<sup>1</sup> Except where otherwise indicated, time estimates apply to development and production from a single well. In reality, well pads often contain multiple wells; therefore, the activity durations at a multiple well pad would exceed those reported here. The total time is not proportional to the number of wells because some processes occur in parallel.

<sup>2</sup> This timeline does not necessarily include the time required for constructing gas compressor stations, processing facilities, and waste management facilities.

<sup>3</sup> The amount of time required for hydraulic fracturing depends on the number of times that re-fracturing is technically and economically viable for each well.

## 1.2.4 Types of Potential Impacts Under Review

The Committee reviewed potential impacts that might affect human health and well-being, communities, ecological health, and the environment. The focus of the review was on local and regional impacts, but consideration was given to generalizability and commonalities outside of the Appalachian region. Figure 1-1 summarizes the scope of review, including OGD phases, the potential stressors resulting from them, and the potential impacts resulting from the stressors. Individual stressors might lead to multiple impacts. Potential impacts might be short-lived (e.g., drilling of a single well near an occupied dwelling or a forest) or might persist for decades (e.g., many wells fragmenting a forest or the presence of a processing plant in a community). The figure illustrates some of the relationships among oil and gas operations, potential stressors, and potential impacts. It provides examples rather than an exhaustive compilation of potential stressors and impacts.



**Figure 1-1. The Committee's scope of review.** (Left) The Committee reviewed potential stressors and impacts associated with the development, production, and post-production phases of OGD, including those at the well pad and beyond from ancillary facilities, such as processing plants, compressor stations, treatment facilities, and gathering infrastructure. The Committee's scope excluded inter- and intra-state distribution networks or other pipelines and compressor stations used to transport gas or oil outside of the production area. (Middle) Potential stressors are changes to the environment that might lead to impacts. (Right) Potential impacts are adverse changes that might harm human health and well-being, communities near oil and gas development, ecological health, or the environment.

The Committee's evaluation of potential impacts on human health included consideration of both short- and long-term effects from exposure to one or more potential stressors associated with oil and gas development. These include, but are not limited to, potential chemical and radiation exposures through water, air, and soil; increased light, noise, and odors; and community changes.



Stresses on regional resources and infrastructure were also considered. The evaluation of potential ecological impacts was similar to that conducted for human health impacts, except that it also involved consideration of habitat loss and fragmentation and changes in ecological community structure (i.e., the organization of and interaction among species that occupy a given area). The Committee also considered whether today's management of potential stressors and impacts is likely to prevent legacy impacts (meaning those that become apparent only after oil or gas production ceases).

## 1.3 EVOLUTION OF OIL AND GAS DEVELOPMENT IN THE APPALACHIAN BASIN

The Appalachian Basin is a geologic structure extending from Alabama northward to New York. Oil and gas have been extracted from this structure since the 19th century, starting with the first commercial gas well drilled in the United States, in Fredonia, New York, in 1821, and the first commercial oil well, near Titusville, Pennsylvania, in 1859. Some controversy arose about environmental impacts that led to a federal court case in the late 1970s (*United States v. Minard Run Oil Co.*, No. 90-12, 1980 U.S. Dist. LEXIS 9570 [W.D. Pa. Dec. 16, 1980]), but these concerns rarely rose to the level of public interest evident in the last several years, when hardly a day passes that a newspaper headline somewhere does not make reference to some aspect of oil and gas development, and specifically to hydraulic fracturing (Figure 1-2).

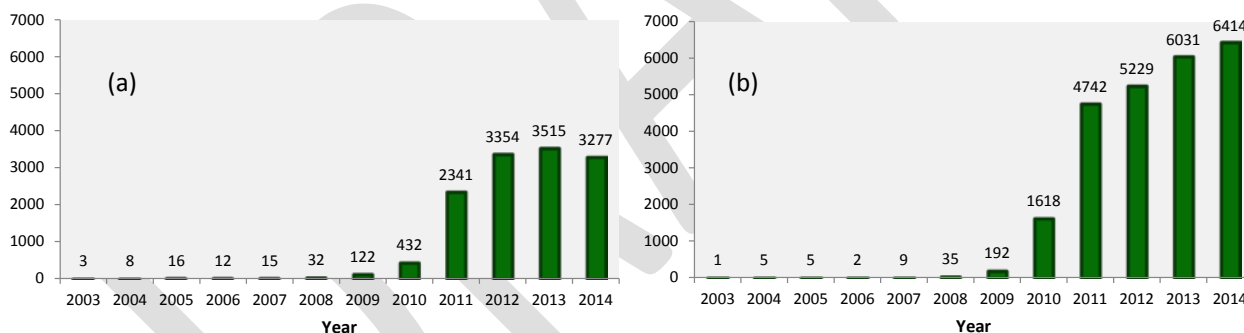


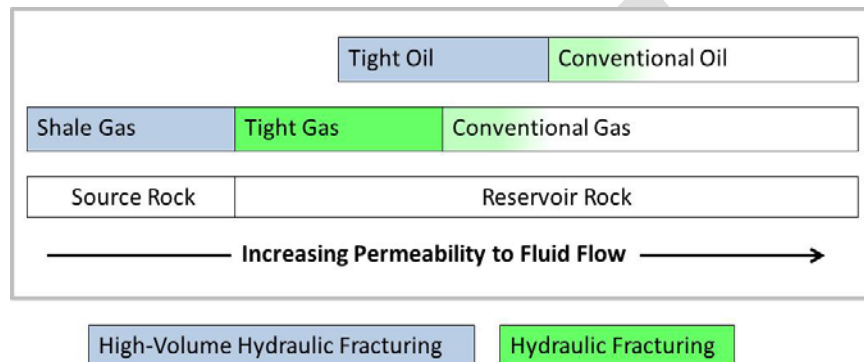
Figure 1-2. The number of news articles published each year between 2003 and 2014 with the terms (a) "hydraulic fracturing" and (b) "fracking" as reported by Environmental Health News (Source of data: <http://www.environmentalhealthnews.org/>; accessed May 9, 2014).

### 1.3.1 Historical Perspective

The Appalachian Basin's oil and gas resources have historically been extracted by drilling vertical wells into underground reservoirs, where trapped oil or gas then flowed readily into the well. The development of these conventional geologic resources predominated in the northeastern United States and elsewhere across the country through the mid-1900s. Around 1950, improvements in drilling technology and the expanding use of modern well-stimulation techniques to enhance oil and gas extraction prompted the commercial use of such methods in conventional fields across the United States and worldwide (King 2012). Hydraulic fracturing is one such well-stimulation technique; it has been used for decades in vertical wells in the Appalachian Basin. Hydraulic fracturing requires water or, less frequently, non-aqueous fluids

alone or in combination with water (U.S. Environmental Protection Agency [EPA] 2015) mixed with proppants (e.g., sand or manmade materials to keep the cracks created by the hydraulic fracturing open) and smaller amounts of chemical additives.

Beginning in the 1980s, the initial development of unconventional geologic resources in the Appalachian Basin to extract coalbed methane gas and tight sandstone (“tight sand”) gas made use of hydraulic fracturing. The unconventional resources differ from conventional resources in that their lower permeability limits the flow of oil or gas into wellbores and requires well stimulation techniques (Figure 1-3).



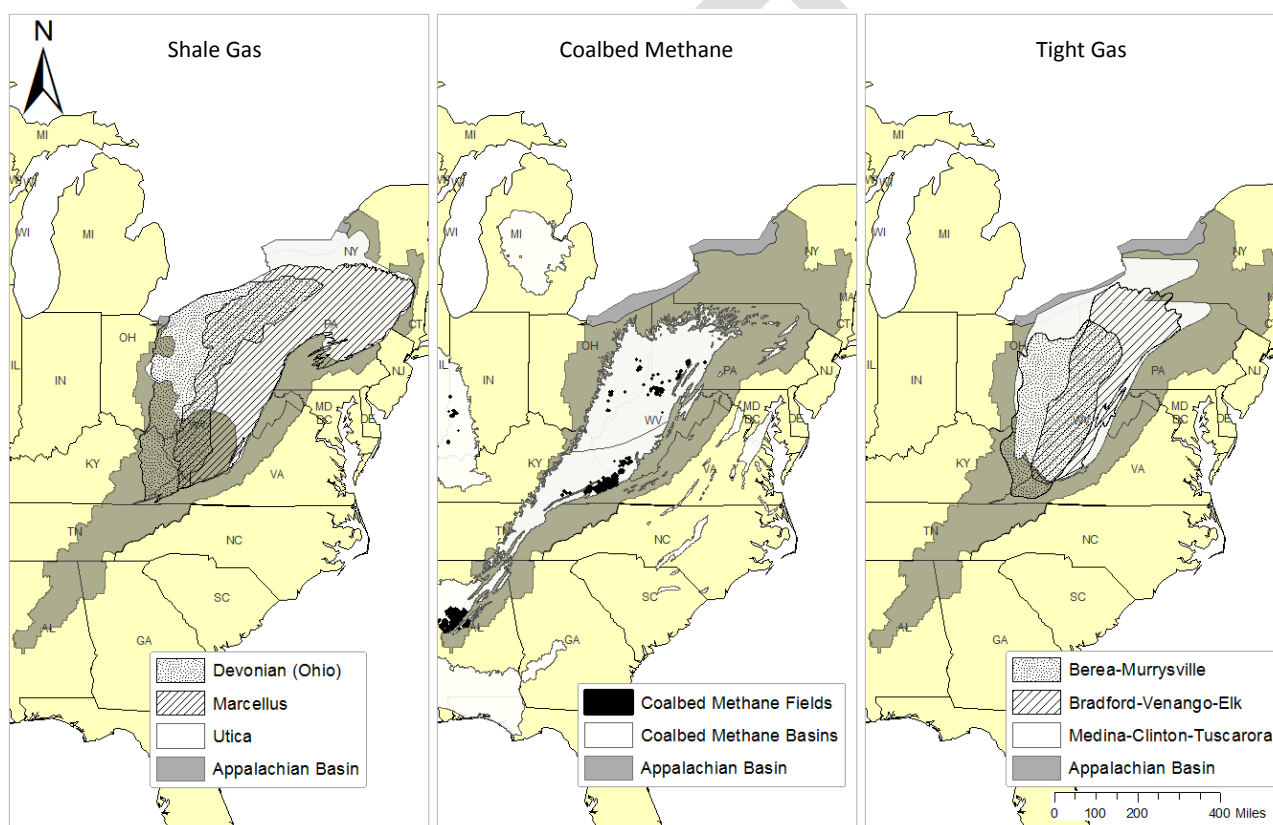
**Figure 1-3. Relationship between the permeability of a geologic formation and the need for hydraulic fracturing or high-volume hydraulic fracturing.** The least permeable geologic formation is “source rock,” where the oil or gas was formed and has remained in place for millennia because of the rock’s low permeability. “Reservoir rock” includes a range of subsurface, porous rock bodies of various degrees of permeability in which oil, gas, or both are found at some distance from the source rock. Well-stimulation methods have been used since the late 19th century to facilitate oil and gas flow from reservoir rock. Hydraulic fracturing was introduced in the mid-20th century as a new well-stimulation method and has been commonly used to mobilize oil and gas from various types of conventional and unconventional reservoir rocks. More recently, this technology has been used to extract oil and gas from source rocks, such as the Marcellus Shale. Modified from R. Kleinberg, “Unconventional Fossil Fuels” in M.J. Aziz and A.C. Johnson, *Introduction to Energy Technology: Depletable and Renewable*, Wiley-VCH (in press).

The oil and gas in these reservoirs originated from “source rock,” which is the geologic formation where it was originally formed. Even with the use of hydraulic fracturing to extract oil and gas from conventional and some unconventional formations, it was widely known that most of the oil and gas remained in the source rock, with no economically viable method of extracting it. The energy crises of the 1970s prompted research funded by the U.S. Department of Energy on these resources and hydraulic fracturing (Rodriguez and Soeder 2015), and years of experimentation with horizontal drilling combined with high-volume hydraulic fracturing of unconventional formations yielded success in the Barnett Shale gas fields of Texas.

High-volume hydraulic fracturing of wells with long horizontal segments differed from early hydraulic fracturing in conventional vertical wells in that it required millions instead of tens or hundreds of thousands of gallons of hydraulic fracturing fluid per well. These new techniques of horizontal drilling combined with high-volume hydraulic fracturing (Box 2) improved well yields that, in turn, changed the economics of extraction and began to open up development opportunities that had not been economically viable in the past. Experience with drilling horizontal wellbores several thousand feet long and using high-volume hydraulic fracturing led to the widespread development of unconventional oil and gas fields such as the Barnett Shale, Marcellus Shale, and the Bakken Shale (Pierobon 2013).

### 1.3.2 Contrasts Between OGD and Earlier Oil and Gas Development

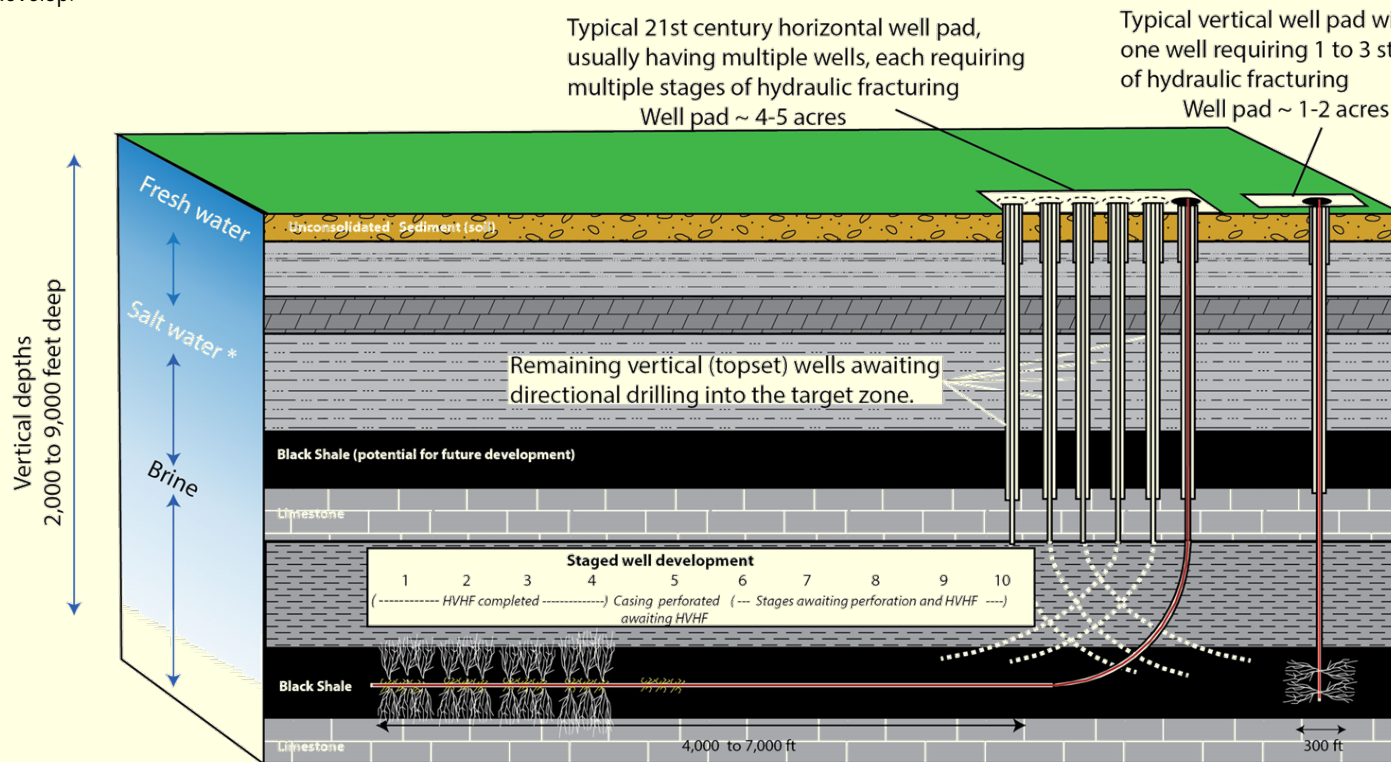
The techniques pioneered by Mitchell Energy for the successful extraction of natural gas from the Barnett Shale in Texas prompted similar and ongoing development of the natural gas-rich shale formations of the Appalachian Basin (Soeder 2012). Commercial production from unconventional gas wells began in 2005 in the Marcellus Shale (National Energy Technology Laboratory 2013) and in 2011 in the Utica Shale (Ohio Department of Natural Resources 2015). From these beginnings, development of the Marcellus and Utica shales as well as other resources has continued in Pennsylvania, Ohio, and West Virginia (Figure 1-4), with about 13,000 wells drilled between 2004 and March 2015 (Marcellus Center for Outreach and Research; <http://www.marcellus.psu.edu/resources/maps.php>).



**Figure 1-4. Extent of oil and gas resources in the Appalachian Basin.** (Left) Shale “plays” (i.e., accumulations of shale gas) (data from 2011). (Middle) Coalbed methane fields and basins (data from 2006 and 2007, respectively). (Right) Tight-gas plays (data from 2010). Source of data: U.S. Energy Information Administration 2014; [http://www.eia.gov/pub/oil\\_gas/natural\\_gas/analysis\\_publications/maps/maps.htm](http://www.eia.gov/pub/oil_gas/natural_gas/analysis_publications/maps/maps.htm).

**Box 2. What is new about oil and gas development in the 21st century?**

Hydraulic fracturing, horizontal drilling, and extraction of oil and gas from unconventional formations, such as tight sandstone and shale, are not by themselves new. What is new is the use of *high-volume* (typically millions of gallons of water per well) hydraulic fracturing combined with horizontal drilling (thousands of feet drilled within the target formation), and fracturing methods continue to evolve. This combination of technologic innovations has made previously uneconomical oil and gas resources productive enough to develop.



\* Fresh water - saltwater interface varies regionally and by topographic location, but averages ~ 800 feet, and ranges from 200 to 1,500 feet.

**Conceptual layout comparing a vertical well with a horizontal well in the Marcellus Shale.** More gas can be recovered from the horizontal well because it allows for multiple stages of fracturing in the productive zone of the shale formation. Only one vertical well is drilled per traditional well pad versus multiple horizontal wells on a single modern well pad. Note: The illustration is not to scale, and actual fracture distances vary by depth and the type of resource under development. (Illustration by William Kappel.)



**What unconventional oil and gas resources are in the Appalachian Basin?**

The Appalachian Basin includes several types of unconventional geologic formations, including shale, coalbeds, and tight sand.

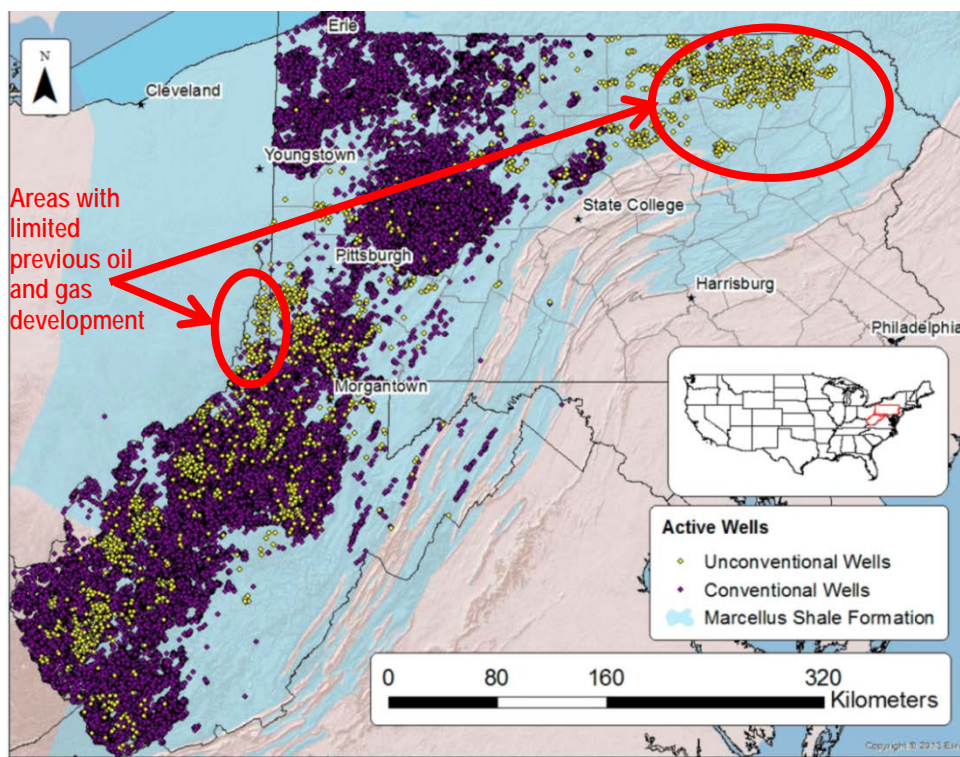
Shale and tight sand are sources of oil or natural gas. Coalbeds are sources of natural gas.

The composition of natural gas varies and is often divided into two categories: "dry gas" and "wet gas." Dry gas is formed under higher temperature and pressure conditions than wet gas and consists primarily of methane. Wet gas consists of methane mixed with ethane, butane, and other compounds commonly referred to as "natural gas

Oil and gas development in the Appalachian Basin has historically involved conventional, and sometimes unconventional, geologic formations. Oil and gas were extracted from these formations either without hydraulic fracturing or with a form of hydraulic fracturing that required far less water. Figure 1-5 shows the active conventional and unconventional oil and gas wells in Pennsylvania and West Virginia. As can be seen, the conventional wells greatly outnumber the unconventional wells. Why, then, have the unconventional wells attracted so much attention and controversy? These wells have a potential for different kinds of impacts.

The use of the new OGD processes began in 2004 in Pennsylvania and rapidly expanded to include eastern

Ohio and northern West Virginia. Many people living in these regions were familiar with conventional oil and gas development, but not with the pace, scale, or type of the recent OGD (Figure 1-5).



**Figure 1-5. Active unconventional (yellow) and conventional (purple) oil and gas wells in Pennsylvania and West Virginia.** (Reprinted with permission from Vengosh et al. 2014. Copyright 2014 American Chemical Society.)

The scale and pace of OGD has changed the dynamics of the world energy market. The evolving technology of hydraulic fracturing combined with horizontal drilling influences where development is economically feasible and enables a substantial increase in the rate of

development; the intensity of industrial activity; the requirements for water, chemicals, sand, and other materials; and the productivity that can be achieved. These new and modified practices in turn influence the potential for positive and negative consequences for oil and gas workers, people in nearby communities, the structure and function of their communities, and the local, regional, national, and possibly global environment. People living and working near such development — and even people elsewhere who might be affected by regional impacts now or by similar development near them in the future — have raised many questions about the potential impacts that this Research Agenda addresses.

Earlier extraction of conventional resources often involved short-term drilling with relatively small drill rigs (some mounted on a truck). In contrast, OGD involves larger rigs (as tall as 150 feet) and more equipment, supplies, and vehicles to support high-volume hydraulic fracturing. These operations occur around the clock. This new extraction process can involve many truck trips per day to and from a well pad, although trends toward more piping of water to well pads and more recycling of flowback water have been noted (Rodriguez and Soeder 2015). In addition, construction of new pipelines, compressor stations, and processing facilities are also required to support production and sometimes operate for decades.

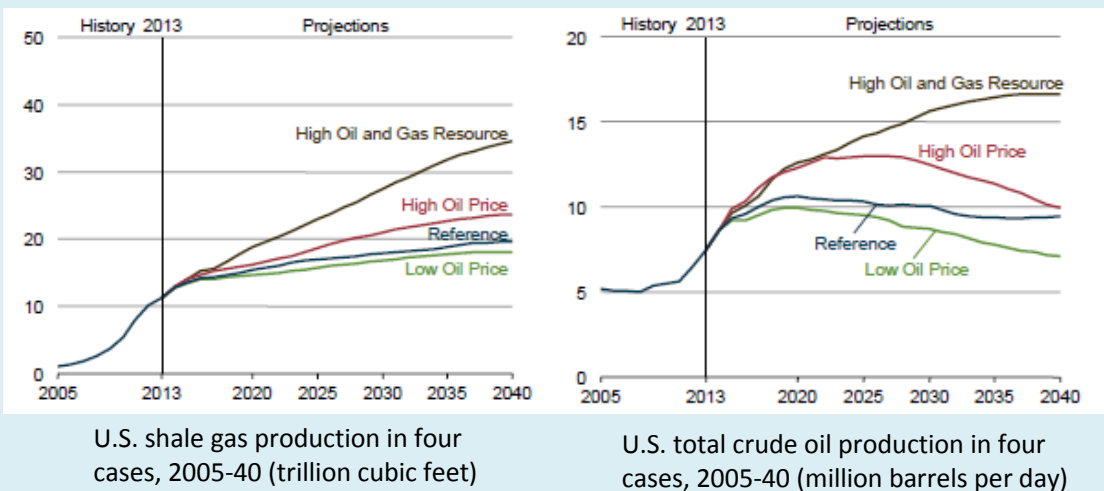
### **1.3.3 Anticipating the Future**

The U.S. Energy Information Administration (2015) has predicted a continued rise in domestic natural gas production through 2040, with much of the increase being attributable to shale gas and tight gas from unconventional resources. The extent to which oil and gas will be produced depends on the viability of oil and gas resources, the future price of and demand for energy, and the regulatory and political environment. In addition, horizontal drilling and hydraulic fracturing technologies might be used in the future to improve production from conventional oil and gas resources throughout the Appalachian Basin and elsewhere in the United States.

Although it is not possible to predict the future of oil and gas development with any certainty, the Committee noted some trends in industry practices and the regulatory environment that are intended to address environmental and societal effects. For example, pipe networks have been replacing trucks for the transport of water. Also, much attention has been given to improving the management of liquid and solid wastes. Specifically, there is a trend away from storing wastewater in surface impoundments (which can pose a risk to wildlife and to groundwater if leaks form in the liner) to storing it in tanks (Rodriguez and Soeder 2015). Tanks are also subject to leaks (and spills), but these are more easily detected and controlled than leaks from impoundments. In Pennsylvania, wastewater is no longer treated at publicly owned treatment works that were not designed to treat this type of wastewater. As of January 2015, West Virginia requires monitoring for the radiation content of waste deliveries to landfills (WV Code §22-15-8[h]). In addition to regulation, waste management and other industry practices are also being informed by new and evolving guidance from organizations such as the American Petroleum Institute and the Center for Sustainable Shale Development that is intended to minimize environmental impacts and ensure safe development. These are just a few examples of changes in the oil and gas industry and the regulatory environment that will influence whether and how impacts might occur.

### The future of crude oil and shale gas production in the United States

The U.S. Energy Information Administration (EIA) has predicted a continued rise in domestic shale gas and crude oil production through 2040 under specific pricing assumptions. In the EIA Reference case, over 50% of the total increase in shale gas production over EIA's projection period originates from the Haynesville and Marcellus geologic formations.



(Source: U.S. Energy Information Administration 2015)

## 1.4 RESEARCH RECOMMENDATIONS FROM OTHER ORGANIZATIONS

Other organizations have identified the need for more study of potential impacts and have offered their own research recommendations. Appendix A summarizes recent recommendations gathered from peer-reviewed scientific literature and reports from nongovernmental research organizations, industry, and government agencies. The recommendations apply to a broad range of topics that fall within the Committee's charge; the Committee therefore considered these recommendations in conjunction with its own review of the literature when formulating this draft Research Agenda. The success of this Research Agenda will depend strongly on careful coordination with ongoing research efforts (see Section 5).

## 2. METHODS

This section describes the Committee's approach to (1) identifying potential impacts, (2) formulating questions designed to guide research whose findings will help fill gaps in knowledge about the potential impacts, and (3) identifying the questions that should be given higher priority for research.

### 2.1 IDENTIFICATION OF POTENTIAL IMPACTS

The Committee's review of the potential impacts consisted of the following:

- An extensive literature review,
- Consultations with experts, and
- Consultations with stakeholders.

The Committee reviewed nearly 1,000 articles and reports (see Appendix B) focused on information related to potential impacts rather than the enormous and important literature about the technology underlying OGD. Some of the articles and reports are directly related to oil and gas development in the Appalachian Basin; others provided information about oil and gas development elsewhere that might be relevant to the Appalachian Basin. In its review, the Committee gave priority to peer-reviewed articles from the scientific literature as well as to reports and data from non-governmental research institutions and government agencies with knowledge of and expertise about oil and gas development and production in the Appalachian region. As noted earlier, findings from some of the current literature might not be relevant to future development conditions, given the changes in oil and gas industry practices and the regulation of the industry. However, the findings might be important for understanding earlier and potentially long-lasting impacts of past and current practices.

Committee members brought relevant knowledge and experience to their research planning, with expertise in many disciplines ranging from geophysics and petroleum geology to epidemiology, medicine, aquatic ecology, and sociology. Nevertheless, the Committee consulted additional subject-matter experts to develop a deeper understanding of current industry practices. Through in-person meetings, webinars, and well pad tours, experts briefed the Committee on unconventional oil and gas geology and industry practices in the Appalachian Basin and on trends in industry practices, particularly fracturing methods.

The Committee summarized its review of potential impacts and data gaps in a draft interim report released in December 2014 and has continued to review the literature published since that time. The Committee's updated summary review of the literature regarding potential impacts of OGD is in Appendix C. The discussion of the literature presented in the appendix is subject to change as the literature on potential impacts develops and as industry practices and technology continue to evolve. In some cases, industry practices have changed to prevent or reduce impacts.

Communication with stakeholders was clear and consistent throughout the Committee's research planning. HEI conducted two public workshops to present the Committee's work and to provide



opportunities for constructive discussion among various interest groups about the potential impacts, research questions, and criteria for prioritizing research questions. This Research Agenda will undergo peer review and will be the topic of a third workshop. The workshop will provide another opportunity for stakeholder input, specifically on how the committee used the information provided in the earlier workshops to prepare this draft Research Agenda.

## **2.2 FORMULATION AND PRIORITIZATION OF RESEARCH QUESTIONS**

The Committee's formulation and prioritization of research questions was guided by its review of potential local and regional impacts as described in Section 2.1 and by criteria that it developed.

### **2.2.1 Formulation**

The Committee developed the seven criteria listed in alphabetical order in Table 2-1 based on an initial broad review of the literature and recommendations from public workshop participants. The criteria were intended to reflect the full breadth of research topics and characteristics that might be useful for understanding and preventing or minimizing potential impacts of OGD.

As reflected in its criteria, Committee members assessed research that addressed important potential impacts of broad geographic applicability yet also recognized practical considerations such as time sensitivity, feasibility, and utility for decision-making and planning. The Committee also looked at a variety of ways to identify research valued by local communities (e.g., Powers et al. 2015; Korfmacher et al. 2014; Brasier et al. 2011; Schafft et al. 2014; Siikamäki and Krupnick 2013; Perry 2013). The Committee's criteria were qualitative and, consequently, were used to make a qualitative rather than quantitative assessment of potential topics of scientific inquiry. The goal was to define a research agenda that, when implemented, would provide the knowledge needed to answer the most important questions about the potential impacts of OGD.

Each research question is accompanied by a brief description of its technical basis and some examples of the type of research that could be done to answer it. The Committee defined research questions relatively broadly to avoid prejudging the specific types of research that could be performed, recognizing that it did not have complete knowledge of every topic and could not anticipate new knowledge over the coming years. The research examples therefore, are provided solely to aid comprehension of the research questions.

The research questions focus on work designed to help understand and prevent or minimize potential exposures and impacts that are specific to OGD. The Committee was mindful of ongoing relevant scientific research; however, it did not refrain from recommending similar research, because the ongoing work is not yet complete, and its full scope and quality cannot be known at this time. Implementation of this Research Agenda should be coordinated with ongoing research programs to attain answers as quickly and as efficiently as possible.

Table 2-1. Criteria for formulating and evaluating research questions.

Criterion	Description
Capacity to directly inform decision-making and planning	Is the research related to decisions or plans being made now or in the next few years? Could additional data resulting from the research affect these decisions or plans? Can the data be published (or at least be peer-reviewed) in time to inform the decisions or plans?
	Can the research help evaluate oil and gas industry practices and identify most-effective practices? Can it help inform decision-making, planning, or regulation related to the industry?
Feasibility	Can the research be implemented with relative ease (e.g., are relatively well-established tools and techniques available or are field research locations readily accessible)?
	Is the research question ripe for study; that is, have the knowledge and understanding of the subject matter matured to a degree that the research is likely to yield relevant and robust quantitative or qualitative data?
	Does the research allow for the detection of possible causal links between exposures or impacts and one or more aspects of oil and gas development?
	Can the desired data be obtained efficiently, or will disproportionate amounts of time, money, or effort be expended in pursuing the research?
Geographic applicability	Is the research designed to produce results that apply broadly to the Appalachian region?
	Is the research designed to produce results that also apply to other regions of the United States or elsewhere?
Scope of the research	Does pursuing the research contribute to the understanding of multiple exposures or impacts?
Significance of potential impacts	Are the exposures or impacts relevant to large geographic areas, large populations, or large or multiple ecosystems?
	Is the severity of the potential impacts likely to be large, regardless of the size of the affected geographic area, human population, or ecosystem? The severity of an impact is a function of the frequency, duration, and magnitude of exposure to a stressor as well as the harmful properties of the stressor.
	Do any qualitative characteristics (e.g., irreversibility, uncontrollability, unfamiliarity, or uneven distribution over space, time, or populations) of the exposures or impacts raise additional concern?
Time sensitivity	Are the impacts occurring now or anticipated in the near future? Could data resulting from the research be used to protect against potential impacts?
	Should the research be initiated in the near term to help ensure better assessment of potential impacts over the medium and long term?
Value to local communities	Has the research topic been identified as important to people living in communities near oil and gas development?

### 2.2.2 Prioritization

The Committee deemed all research questions to be useful topics of inquiry, although not necessarily of equal importance. The Committee proceeded through several iterations of using its criteria to rank the research questions. After each iteration, the committee applied what it learned to revise the criteria and priorities. These criteria reflect the outcome of the Committee's evolving views of the research question attributes that were most critical for setting the priorities. Recognizing that funding is finite, the Committee used these refined criteria to identify research questions of overarching importance that should be given priority consideration for initial funding.

## 3.0 RESEARCH QUESTIONS

Based on its review of the literature (Appendices B and C), input received during its two public workshops to date, and its criteria, the Committee carefully considered what is known and not known about potential impacts of OGD and formulated 35 research questions designed to fill important data gaps (Table 3-1). This section summarizes the context and motivation for each research question and identifies example research activities. It begins with a brief summary of cross-cutting themes that are relevant to the research questions. The research questions are then presented, organized by topic rather than by priority. Research questions about health and well-being are presented last simply because their answers will rest, in part, on answers to the preceding research questions.

A great deal of research is already underway, as are important efforts to compile existing data and information into frameworks useful for decision-making. The Committee strongly encourages use of this ongoing work to efficiently attain answers to the research questions.

### 3.1 CROSS-CUTTING THEMES

The Committee noted several themes that pertain to multiple research questions presented in Sections 3.2 through 3.9. Throughout its deliberations, the Committee stressed the need to account for these themes in research conducted in response to the Research Agenda. Ideally, research would also contribute to an improved understanding of the themes.

#### 3.1.1 Background Conditions

Many of the potential stressors and impacts associated with OGD also have natural sources (e.g., CH<sub>4</sub> from biological sources or natural fracture migration from depth) and other anthropogenic sources (e.g., conventional oil and gas development, orphaned and abandoned wells, active coal mines or abandoned mines, landfills, power plants, vehicle emissions, and long-range transport). Study designs must recognize and accommodate this reality to support conclusions about the source of potential impacts.

#### 3.1.2 Spatial Variability

The type, location, and extent of OGD vary as a result of factors that are distributed spatially. These factors include geology, hydrology, meteorology, distance from communities and ecosystems, regulatory requirements, and industry practice. This spatial variability, in turn, influences the potential for the release of stressors to the environment and whether potential impacts might follow. For example, the composition of hydraulic fracturing fluid can vary depending on local geologic conditions, which in turn influences the exposures that workers might experience.

In this report the Committee has focused on the Appalachian region, but many of its research questions are relevant to other regions. The Committee stressed throughout its deliberations that

future study designs must recognize, account for, and improve understanding of spatial variability. Doing so is critical to proper interpretation of study results and ultimately their generalizability. Comparative studies among regions would be useful in understanding how insights from one region might apply to other regions.

### **3.1.3 Temporal Variability**

Some of the factors that influence spatial variability in potential stressors and impacts (e.g., variation in regulatory requirements, market conditions, and industry practice) also influence their distribution over time. Changes over time cannot be predicted with certainty, but questions that could help develop insight include the following:

- How might modifications in industry practices over time reduce or increase the likelihood or possibility of impacts (e.g., chemical substitution to reduce the potential for human or ecological toxicity)?
- How might existing and newly collected data relevant to stressor releases be made available for research and policy action?
- How long will development last in the region and what scale of development might occur? Is it possible that, as in some locations in Colorado, 30 wells could be drilled on a single well pad in Appalachia? Might development of coalbed methane or other types of resources become more prevalent and bring with them unique impacts that are not apparent at this time?
- How does today's management of potential stressors and impacts from OGD compare to historic practices? Are today's most-effective practices sufficient to prevent legacy impacts?

### **3.1.4 Individual- and Community-Level Variability**

Both exposures and biological responses to exposures are unevenly distributed across individuals in human and ecological populations. Variability in exposures and responses must be acknowledged and addressed in future research. The need to quantify exposure variability influences many study design elements, including, for example, the number, type, and location of sampling devices and the averaging time and frequency of sampling programs. Ideally, study populations would be representative in terms of variability in exposure and susceptibility and include those who are likely to be most highly exposed and also most vulnerable to the effects of the specific potential health stressor under investigation.

Different communities might respond differently to an identical exposure, depending on their underlying social and health status. This community-level variability needs to be understood to properly interpret results from health and well-being studies.

### **3.1.5 OGD Facility Variability**

Individual wells and associated facilities, such as compressor stations and processing plants, have their own unique character, stemming from their location, design, and stochastic nature of facility operations. Although exhaustively studying a single facility can be informative,

investigators must be very careful about expecting to get answers that apply to many. This variability is a core challenge for many of the OGD research topic areas (e.g., air quality, water quality, and wellbore integrity).

### **3.1.6 Permitted, Accidental, and Unauthorized Releases of Stressors to the Environment**

Some stressors are released to the environment in accordance with applicable regulations (e.g., permitted discharges to surface water, equipment emissions to ambient air, and vehicle emissions). Unfortunately, some stressors are released as a result of poor practices (e.g., improper waste disposal or accidental releases) or unauthorized activities (e.g., illegal disposal of waste materials). Records are available to document and study legal releases. Records are also available for known illegal releases in the form of regulatory violation notices. These records have been mined to assess the potential for impacts (e.g., Brantley et al. 2014). OGD practices and regulations continue to evolve, and additional and more expansive record reviews might prove useful in understanding and assessing potential impacts.

Section 3.5 discusses recommendations specific to releases related to waste management, but various organizations are already working to organize data and information relevant to understanding the potential for all kinds of releases to the environment (e.g., State Review of Oil and Natural Gas Environmental Regulations, the Groundwater Protection Council and its Risk Based Data Management System, state regulatory agencies, and many others). A rigorous multivariate analysis of existing data about events involving accidental or unauthorized releases might detect patterns that could guide the continued evolution of practices to prevent, detect, contain, and remedy such releases. The Committee has recommended creation of a standardized reporting system and database to document permitted, accidental, and unauthorized releases. Collaborations among industry, regulatory agencies, organizations creating relevant databases, and database users would be critical to (1) make the best possible use of existing reporting systems; and (2) define a practical and flexible system without creating onerous reporting and database management requirements.

### **3.1.7 Benefits of OGD**

Potential benefits of OGD might be related to potential impacts of OGD such that they warrant consideration in research conducted in response to this Research Agenda. For example, improvement of roadways and traffic control systems in response to OGD might lead to improved traffic safety over the long-term. Similarly, overall quality of health care and, as a result, possibly community health might be enhanced if monitoring and treatment infrastructure are improved. Higher job rates might mean greater access to health care coverage, and greater coverage could result in an increase in the incidence of specific neglected health conditions. This situation could make it appear as if the increased incidence of the health conditions resulted from OGD rather than the increased access to healthcare.

**Table 3-1. The 35 research questions.**

Topic Area (Section #)	Research Topic	Research Question
Wellbore Integrity (3.2)	Wellbore integrity	Is guidance for ensuring lifetime integrity of OGD wellbores broadly and effectively implemented? Is available guidance sufficient to ensure lifetime integrity of OGD wellbores?
	Wellbore diagnostics	What tools and techniques can be developed to better assess wellbore integrity?
Air Quality (3.3)	Regional air quality	To what extent does OGD affect regional concentrations of ozone and PM <sub>2.5</sub> ?
	Local air quality	What are the effects of OGD on local air pollutant concentrations?
	Super-emitter emissions	What is the effect of super-emitters on local and regional air quality? How can super-emitters' emissions be identified and resolved?
	Air quality control	How effective are current and emerging OGD air emission-control and -prevention technologies and practices?
	Climate forcer emissions	What are the OGD emissions for methane and other climate-forcing pollutants?
	Indoor air radon	Does OGD increase indoor air concentrations of radon?
Water Quality and Use (3.4)	Water quality	What are the surface water and groundwater quality conditions before, during, and after OGD?
	Stream low flow	What are the low flow requirements needed to protect ecosystems affected by OGD?
	Water quality diagnostics	What are the sources of water contamination potentially related to OGD, and how can they be identified?
	Water transport	What are the advantages and disadvantages of the various means of supplying water to OGD well pads and transporting wastewater from well pads for off-site management?
Waste Management (3.5)	Accidental waste release	What are the frequency and characteristics of accidental releases of OGD solid and liquid waste? How can collection and sharing of data documenting these releases be improved?
	Permitted waste management	What are the potential impacts from permitted practices for managing OGD solid and liquid waste? What are the most effective practices for managing wastes from OGD?
Induced Seismicity (3.6)	Induced seismicity causes	What geologic conditions and engineering practices contribute to induced seismicity?
	Induced seismicity prevention	What predictive methods and preventive practices are most effective in mitigating induced seismicity caused disposal of OGD wastewater in underground injection control wells?
Chemical Toxicity (3.7)	Chemical toxicity (human and ecological)	What are the composition and toxicity of chemical mixtures unique to OGD and how can their toxicities be determined?
Ecological Health (3.8)	Ecological health effects (landscape change)	Do the short- and long-term landscape changes associated with OGD affect terrestrial and aquatic habitats and present risks to ecological health?
	Ecological health effects (chemical and radiation)	Are there chemical and radioactive ecological exposures that result from OGD and acute or chronic ecological health risks associated with these exposures?



**Table 3-1. The 35 research questions.**

Topic Area (Section #)	Research Topic	Research Question
Ecological Health (3.8)	Ecological health effects (cumulative)	Are there important additional risks that result from cumulative exposure to multiple ecological health stressors (e.g., physical, sensory, radioactive, and chemical) associated with OGD?
	Ecological health effects (mitigation)	What practices are most effective for mitigating OGD-related physical and chemical stressors that might contribute to ecological impacts? Do these practices protect the most vulnerable ecological elements?
Human Exposure and Health Risk Assessment (3.9.1)	Total human exposure	How can total human exposures to OGD stressors be estimated? What exposure pathways and phases of OGD should be considered in estimating the exposure?
	Human biomonitoring	Are there biomarkers of exposure that are useful for understanding total exposure to OGD-related health stressors? Are there biomarkers that reflect health risks (e.g., chronic inflammation, DNA damage, and oxidative stress) specific to OGD?
Worker Health (3.9.2)	Worker health effects (chemical and radiation)	Under what conditions and to what extent are OGD workers exposed to chemical or radioactive health stressors? Do these exposures lead to adverse health effects?
	Worker health effects (sensory and accidents)	Under what conditions and to what extent are OGD workers exposed to chronic sensory (e.g., noise and vibration) or acute physical hazards (e.g., vehicular accidents, falls, and burns)? What are the acute traumatic disease consequences? What are the chronic disease consequences, such as hearing loss?
	Workplace organization	How do workplace organization and culture affect the health and safety of OGD workers? How can industry leadership identify, select, and measure the effectiveness of interventions that can help reduce or prevent threats to worker safety and health?
Public Health (3.9.3)	Public health effects (near-term studies)	Are there demonstrable increases in symptom reporting, illnesses, doctor visits, accidents, or hospitalizations among community members living near OGD? Are any such indicators of adverse health effects attributable, singly or in combination, to specific chemical, physical, or sensory stressors associated with OGD?
	Public health effects (drinking water exposure)	Are there adverse health effects associated with measurable OGD-related exposures in drinking water?
	Public health effects (air exposure)	Are there adverse health effects associated with measurable OGD-related exposures in air, including unusually high local or regional short-term exposures?
	Public health effects (psychological stress)	Do psychological stressors associated with OGD affect the health of individuals in affected communities?
	Public health effects (long-term studies)	Are there long-term mental or physical health effects resulting from short-term or chronic exposures to chemical or physical stressors associated with OGD?

**Table 3-1. The 35 research questions.**

Topic Area (Section #)	Research Topic	Research Question
Individual and Community Well-Being (3.9.4)	Social and psychosocial effects	How do impacts of OGD on community-level social and psychosocial conditions vary in relation to the level and phase of development, proximity to development, land use, resource ownership, and the unique sociocultural contexts of communities?
	Community services and infrastructure	What are the impacts of OGD on community-level infrastructure and public and private-sector service provision? How do such impacts vary in relation to the level and phase of development, proximity to development, and specific community characteristics (e.g., population size, location in relation to surrounding communities, and areas of population concentration)?
	Community planning and resiliency	How can communities better anticipate, prepare for, adapt to, and respond effectively to growth effects and other impacts of OGD?
	Community well-being and health effect interactions	In what ways and to what extent are community-level social and psychosocial impacts of OGD associated with adverse physical and mental health consequences and increased use of medical and mental health services?

## 3.2 WELLBORE INTEGRITY

Careful planning, design, and execution of well construction are essential to prevent gas and fluid from escaping the wellbore and reaching sensitive resources, such as shallow aquifers with potable water.

Wellbore integrity	Is guidance for ensuring lifetime integrity of OGD wellbores broadly and effectively implemented? Is available guidance sufficient to ensure lifetime integrity of OGD wellbores?
Wellbore diagnostics	What tools and techniques can be developed to better assess wellbore integrity?

**Wellbore integrity:** Is guidance for ensuring lifetime integrity of OGD wellbores broadly and effectively implemented? Is available guidance sufficient to ensure lifetime integrity of OGD wellbores?

**Background:** Wellbore “integrity” means that gas and fluid from outside or inside (e.g., injected or produced fluid) the wellbore do not unintentionally enter or migrate from one point to another along the wellbore, especially into drinking water aquifers or the atmosphere. The design, drilling, completion, production, and closure of a well must be performed in accordance with applicable regulations and most-effective engineering practices, such as applicable guidance from the American Petroleum Institute (API). These practices include selection and use of optimal drilling fluids, steel casing types, and cements as well as proper training, supervision, and coordination of company and contract personnel. Wellbore failures can result in gases or liquids leaking into aquifers or the air (e.g., EPA 2015; Davies et al. 2014).



The key practices that ensure wellbore integrity during and after well construction include the following:

- Use of cement formulated for the specific job (e.g., Crain 2000) or API Recommended Practice [RP] 10A/ISO 10426);
- Use of drill bits and casings properly sized (API RP 65-2) to allow cement to flow (e.g., no big casings in small holes);
- Inspection of welds on well casing and use equipment to properly make-up threaded connections to the recommended torque (API RP 5B and 5C1)
- Selection of equipment and fluids designed for optimal cleaning of mud from the spaces between casings and borehole walls (i.e., annular spaces);
- Use of centralizers to ensure that cement can flow around all sides of the casing (e.g., API RP 10D-2); and
- Ensuring that the cement is (1) of adequate volume to cover oil or gas bearing formations with adequate excess; (2) designed for the in-situ conditions of the well; (3) designed for a minimum transition time as it sets; and (4) given enough time to reach adequate strength. (API 65-2).

Well integrity issues have been reported in conventional and unconventional oil and gas wells at various phases (e.g., well construction, production, and post-production) and in various geographic settings (Davies et al. 2014; Jackson et al. 2014; King and King 2013). The rate of wellbore integrity problems increases with the age of the well (Brufatto et al. 2003), and also varies based on “the type of well, geographical location, maintenance culture of the operator,” and regulatory factors (King and King 2013).

Wellbore integrity depends, in part, on the type and design of cement used for its construction. The type and design of cement chosen depends on subsurface conditions (e.g., characteristics of the rock strata, temperature, expected pressures, and composition of the fluids encountered at depth). Cement suppliers must be sure that the formula they deliver accords with the well design. If gas flows into the cement while it is hydrating, or setting up, it may create channels or flow paths that negatively affect wellbore integrity (Soeder et al. 2014). Integrity issues may also arise because the steel casing and cement are subjected to deleterious chemical and physical conditions over the well’s lifetime.

When drilling or fracturing a new well, fluids from the new well can accidentally connect with orphaned or abandoned wells, an event called communication between wells, which could potentially lead to changes in air quality or water quality. The number of orphaned and abandoned wells throughout Appalachia is estimated to be in the hundreds of thousands (records of oil and gas well operations were not generally kept before the 1950s) and the condition and location of many of these wells is unknown (Kang et al. 2015).

**Research Goal and Examples of Research Activities:** Wellbore integrity has and continues to be the subject of a considerable amount of research and many practice guidelines (e.g., API Guidance Document HF-1, 2009). The goal of research would be to determine whether guidance

is being broadly and effectively implemented and is sufficient to ensure the lifetime integrity of wellbores as OGD technology and practices evolve.

As noted above, many questions related to wellbore integrity are already under investigation. The following questions, among others, should continue to be a focus of research:

- How can cementing techniques and materials be improved to ensure better bonding (e.g., self-healing cementing material that is also cost effective)?
- Can cements be developed that can bond to different geologic media and that can seal and bond in regions of high formation-fluid flow?
- Do abandoned and orphaned wells transmit fluids to groundwater and/or surface water as a result of communication with OGD wells?
- Do any mechanisms exist by which current activity a mile or more below the surface can affect the integrity of older conventional wells located closer to the surface?

**Wellbore diagnostics:** What tools and techniques can be developed to better assess wellbore integrity?

**Background:** A number of tools and techniques are available to assess wellbore integrity during primary construction of the well, although each has its limitations:

- Temperature log — used to verify the location of the cement. Temperature logs cannot be used to help verify the integrity of the cement bond, but are not, by themselves, sufficient to assess wellbore integrity.
- Noise log – used to detect fluid flow behind casing by measuring the sound made by fluid as it flows
- Cement evaluation log — any of a class of tools used to verify the integrity of annular cement bonding. Cement evaluation logs include, but are not limited to, ultrasonic imaging logs, variable density logs, cement bond logs, cement bond logs with a directional receiver array, ultrasonic pulse echo logs, and isolation scanners (Bureau of Land Management 2015).
- Cement bond logs without a borehole rugosity survey (e.g., a multi-arm caliper survey to determine the shape of the borehole wall) — uses an acoustic source and sensors to assess the quality of bond between the casing, the cement, and the formation. Results can be difficult to interpret for accuracy of a complete bond between casing and borehole wall.
- Borehole mapping tools that provide 360-degree maps of isolation — the most effective methods to date for assessing wellbore integrity.

**Research Goal and Examples of Research Activities:** As noted above, wellbore integrity has and continues to be the subject of a considerable amount of research and many practice guidelines (e.g., API Guidance Document HF-1, 2009). The goal of research should be to identify and develop more reliable and accurate tools and techniques for analyzing wellbore integrity from design through well closure. Integrity needs to be monitored throughout the lifetime of the well, and in situ measurement devices could be developed to fill this

need. Research could include studies to improve cased-hole imaging and automated analysis tools. The cement bond log and other related tools measure acoustic coupling. Research to develop a tool that directly measures cement placement is warranted.

### 3.3 AIR QUALITY

Emissions from oil and gas operations can affect the quality of air available to oil and gas workers, people living and working nearby, and ecological receptors and systems.

Regional air quality	To what extent does OGD affect regional concentrations of ozone and PM <sub>2.5</sub> ?
Local air quality	What are the effects of OGD on local air pollutant concentrations?
Super-emitter emissions	What is the effect of super-emitters on local and regional air quality? How can super-emitters' emissions be identified and resolved?
Air quality control	How effective are current and emerging OGD air emission-control and -prevention technologies and practices?
Climate forcer emissions	What are the OGD emissions of CH <sub>4</sub> and other climate-forcing pollutants?
Indoor air radon	Does OGD increase indoor air concentrations of radon?

**Regional air quality:** To what extent does OGD affect regional concentrations of ozone and PM<sub>2.5</sub>?

**Background:** Ozone and PM<sub>2.5</sub> are the two principal regional-scale air pollutants in the United States. Because both are classified under the Clean Air Act as criteria air pollutants, the EPA must set national ambient air quality standards for them. Concentrations of one or both of these pollutants exceed the standards in certain “non-attainment” areas in the Appalachian region (e.g., Pittsburgh) and downwind (e.g., Philadelphia, New York City, and Washington, D.C.). If the standards become more stringent in the future, additional areas might also be designated as non-attainment areas.

Ozone is formed in the atmosphere from reactions of NO<sub>x</sub> (another criteria pollutant), and VOCs in the presence of sunlight. As noted in Appendix C, OGD can be a major source of NO<sub>x</sub> and VOCs. Oil and gas operations also directly emit PM<sub>2.5</sub> and precursor gases (NO<sub>x</sub> and some VOCs) that can react to form PM in the atmosphere.

**Research Goal and Examples of Research Activities:** The goal of research would be to quantify the contribution of emissions from OGD to ozone and PM<sub>2.5</sub> concentrations in the Appalachian region and surrounding areas. The research would likely require a combination of measurement and modeling. Although extensive air monitoring networks exist in the region, these networks are concentrated in urban areas rather than in the rural areas where many OGD operations are located. Data are needed to quantify baseline conditions and changes in concentrations of both precursor gases and ozone in and downwind of the Appalachian region. Emissions inventories would need to be compiled for PM<sub>2.5</sub>, individual VOCs, and NO<sub>x</sub> for both existing and potential future OGD facilities. The creation of these inventories would likely require the collection of new emission-rate data and activity data for the many processes used in the industry. Existing and potential future development scenarios should consider the potential

effects of changes in point-of-use emissions in, for example, the power sector, because of increased use of natural gas. Finally, chemical transport model simulations would likely be needed to quantify the contributions of OGD emissions to regional ozone and PM<sub>2.5</sub> concentrations. These models account for the nonlinear chemistry between OGD emissions and those from other sources.

### **Local air quality: What are the effects of OGD on local air pollutant concentrations?**

**Background:** Emissions from OGD can create air quality problems that might affect oil and gas workers, people living and working nearby, and ecological receptors and systems (Appendix C). The pollutants of most concern include air toxics (e.g., benzene, toluene, ethylbenzene, xylenes, hydrogen sulfide, and formaldehyde),<sup>1</sup> criteria air pollutants (e.g., NO<sub>2</sub> and PM from diesel engine emissions), and silica. Concentrations that persist for a relatively brief period of hours to weeks (i.e., short-term) or for longer periods (long-term) can both be problematic, depending on the toxicity and concentration of the pollutant and the extent of human exposure. Pollutant concentrations depend on both their emission rates and dispersion patterns, both of which can be highly variable based on site-specific conditions. This variability complicates local exposure assessments (i.e., non-occupational exposures that arise near oil and gas operations), especially exposures from intermittent sources or specific meteorologic conditions that might persist for only relatively brief periods. Workers and nearby residents are not expected to experience the same exposures. For example, workers might be exposed to higher concentrations of chemicals in hydraulic fracturing fluids that are mixed at well pads or to chemicals in liquid and solid wastes that are handled at well pads. Quantifying the impacts of OGD activities on air quality requires knowledge of baseline pollutant concentrations from other sources that exist in the absence OGD operations.

**Research Goal and Examples of Research Activities:** The goal of research would be to quantify the contribution of emissions from OGD to the local concentrations of a wide range of air pollutants. Measurements at high spatial and temporal resolution would be needed to quantify both short- and long-term pollutant concentrations during the entire life cycle of a well (i.e., development and production) and across the entire production system (e.g., well pads, gathering facilities, compressor stations, and processing plants). These measurements would need to be collected on and around a sufficient number of sites to capture the effects on pollutant dispersion of the complex topography of the Appalachian region and differences in technology and operator practices on pollutant concentrations. The research should consider sites with intermittent and/or abnormally high emission caused by either intentional or unintentional operations (see below on super-emitter emissions). The measurements should be designed to capture the spatial pattern of the pollutant concentrations around a site, not just peak concentrations that might occur at the fence line or onsite. The research should be designed to differentiate emissions from OGD activities quantitatively from those of other sources. The research would seek (1) to identify the specific OGD sources and processes that have the greatest local air quality impacts, (2) to

---

<sup>1</sup>Air toxics, also known as toxic or hazardous air pollutants, are pollutants known or suspected to cause cancer or other serious health or environmental effects (EPA air toxics website: <http://www.epa.gov/ttn/atw/>).

quantify the upper-bound potential for local impacts, (3) to compare the impacts of activities related to OGD with those from unrelated activities (e.g., use of motor vehicles, other industrial activities, and waste or biomass burning), (4) to evaluate and further develop models to predict air concentrations at oil and gas worksites and nearby areas, and (5) potentially to identify indicator pollutant species that could be used as markers for emissions from OGD operations.

**Super-emitter emissions:** What is the effect of super-emitters on local and regional air quality? How can super-emitters' emissions be identified and resolved?

**Background:** Like many other types of anthropogenic sources of air pollution (e.g., on-road vehicles), some oil and gas facilities are potential super-emitters. Super-emitters are facilities with temporary abnormally high emissions, caused by an equipment malfunction, accident, operator error, or some other unintended failure of a process to operate in a normal or usual manner. Intentional operations, such as blowdowns or venting, can also cause a facility to be a super-emitter. Almost any facility has the potential to become a super-emitter, but not every malfunction, accident, or error causes a source to have abnormally high emissions. Super-emitters are thought to be relatively few in number (Subramanian et al. 2015), and the magnitude of emissions varies with operating and maintenance activities. Super-emitters are spatially and temporally dynamic. Super-emitters contribute disproportionately to aggregate emissions from oil and gas development and therefore need to be represented accurately in emissions inventories. The largest local air quality impacts might occur in close proximity to super-emitters (Zielinska et al. 2010).

**Research Goal and Examples of Research Activities:** The goal of research would be to identify and quantify the prevalence of super-emitters, quantify the magnitude of their emissions, identify their causes, evaluate their impact on local air quality (see above on local air quality), and assess their contributions to overall emissions from OGD (see above on regional air quality and below on climate forcer emissions). The research would require rapid screening of emissions from a large number of widely distributed sources. For sites with unusually high emissions, targeted measurements would quantify the actual emission rates, their causes, and onsite and near-site air quality. Validated dispersion models could then be used to predict potential near-site air pollution concentrations for a wide range of site configurations to identify potential maximum concentrations. Research would likely be needed to develop techniques to identify and rectify super-emitters rapidly.

**Air quality control:** How effective are current and emerging OGD air emission-control and -prevention technologies and practices?

**Background:** Many approaches have been implemented or proposed to reduce the air pollution impacts of oil and gas development. Some are technologic controls, such as reduced emission completion (capturing natural gas and condensate that come up with hydraulic fracturing flowback to prevent their release into the air), vapor recovery units, oxidation catalysts, particle filters, and flares. Others involve operational practices, such as establishment of setback distances, use of natural gas instead of diesel fuel to power equipment, use of pipeline networks instead of trucks to transport water, and detection and repair of leaks.



**Research Goal and Examples of Research Activities:** The goal of research would be to quantify the effectiveness of various approaches for reducing emissions and pollutant concentrations in air. The research would involve field measurements of emissions and pollutant concentrations for facilities using a variety of control practices. Comparison of data pertaining to various phases of oil and gas development and to various regions might be useful in evaluating the effectiveness of the technologies and practices. Techno-economic analysis could be performed to evaluate the advantages and disadvantages of various strategies; this would combine process modeling and engineering design with economic evaluation to understand the effects of innovation on the financial viability of emission-control technologies.

**Climate forcer emissions:** What are the OGD emissions of CH<sub>4</sub> and other climate-forcing pollutants?

**Background:** A number of pollutants emitted by OGD, such as CH<sub>4</sub> and black carbon, are climate forcers (gases or particles that alter the earth's energy balance by absorbing or reflecting solar radiation). These pollutants have multiple possible sources at and near the well pad and throughout the gathering and processing system. (Again, the scope of the Committee's review did not include potential impacts related either to oil and gas distribution networks beyond gathering pipelines or to the end uses of oil and gas.)

**Research Goal and Examples of Research Activities:** The goal of this research would be to quantify the emissions of climate forcers from OGD in the Appalachian region. The research would likely require measurements of emissions from individual sources and collection of activity data. Emissions rate and activity data would then need to be combined to create an inventory of climate forcer emissions estimates for the region. The inventory should be tested against top-down, regional-scale field measurements. Major national research programs are already underway to assess CH<sub>4</sub> emissions from the natural gas system as a whole (EDF 2015). Related research has also been conducted in the Appalachian region (Mitchell et al. 2015; Peischl et al. 2015; Subramanian et al. 2015). Research is also underway that might influence emissions inventories at some point, including the development of more efficient methods to identify natural gas leaks from various oil and gas equipment (e.g., Houston Advanced Research Center 2015).

**Indoor air radon:** Does OGD increase indoor air concentrations of radon?

**Background:** Natural radioactivity in shale rock produces radon-222 and its decay products, which can be present in natural gas produced from the Appalachian Basin. Subsequent use of natural gas in homes and commercial buildings can therefore lead to increased indoor radon concentrations. Radon-222 has a half-life of 3.8 days; its concentration declines as it travels from the well through pipelines to the point of use. The greatest risks are therefore likely associated with the use of vent-free heaters and cookstoves in locations close to production sites.

**Research Goal and Examples of Research Activities:** The goal of research would be to quantify the indoor radon concentrations associated with the use of natural gas from the Marcellus Shale and other resources in the Appalachian Basin. The research would require measurements of radon concentrations in natural gas at various well sites and points of end use.

The research would likely need to account for the variability in natural gas residence times in transmission and distribution systems.

### 3.4 WATER QUALITY AND USE

There are wide-spread concerns about water contamination resulting from OGD activities, as well as water use and transport.

Water quality	What are the surface water and groundwater quality conditions before, during, and after OGD?
Stream low flow	What are the low flow requirements needed to protect ecosystems affected by OGD?
Water quality diagnostics	What are the sources of water contamination potentially related to OGD, and how can they be identified?
Water transport	What are the advantages and disadvantages of the various means of supplying water to OGD well pads and transporting wastewater from well pads for off-site management?

**Water quality:** What are the surface water and groundwater quality conditions before, during, and after OGD?

**Background:** Reports of surface water and groundwater contamination allegedly caused by OGD have garnered significant public attention. However, in some of these cases the contamination might have been caused by other sources, and in many cases the baseline quality of the water had not been determined before the development began. For example, some private drinking water wells in areas experiencing oil and gas development contain naturally occurring CH<sub>4</sub> (Baldassare et al. 2014). Knowledge of baseline conditions is essential to any scientific assessment of impacts, but baseline water quality conditions have rarely been assessed in the Appalachian region. Baseline conditions cannot be determined from existing data, because the data do not provide sufficient spatial and temporal resolution or the necessary analytic chemistry detail to distinguish among the influences of various anthropogenic sources (e.g., roadway runoff or point-source discharges) and natural sources (e.g., variation in the underlying geologic formations). Development and implementation of a monitoring strategy designed to make these distinctions are therefore needed.

**Research Goal and Examples of Research Activities:** The goal of research would be to quantify the impact of OGD on short- and long- term trends in the quality of water resources. Specific objectives would be (1) to design the optimal framework for determining baseline conditions and assessing impacts on water resources with the broadest possible geographic applicability, (2) to implement the framework at a variety of sites that represent the variability encountered across the Appalachian region, and (3) to analyze and interpret the resulting data to identify short- and long-term trends in the quality condition of water resources. The framework should be designed to ensure robust studies by specifying the spatial and temporal aspects of sampling needed to distinguish among conditions before, during, and after development; the types of samples that should be collected; the analytes and reporting limits that should be included; and the quality assurance protocols necessary to achieve the desired levels of precision



and accuracy. Protocols for implementing the framework at individual sites should include data quality objectives and a data analysis plan that results in a statistically valid, scientifically defensible assessment of the short- and long-term trends in the quality of the water resources. A well-considered framework would maximize the likelihood of obtaining useful and timely answers to questions about the potential impacts of OGD on surface water and groundwater quality. Such data would also provide the basis for assessing exposures of ecosystems and humans to affected water.

**Stream low flow: What are the low flow requirements needed to protect ecosystems affected by OGD?**

**Background:** Excess water withdrawals for hydraulic fracturing, particularly in arid or low-flow regions, could impact river and stream flows (Brittingham et al. 2014). Stream flows that drop below critical levels can directly impact ecosystem services (i.e., the benefits human beings get from ecosystems). An example of an ecosystem service is a recreational fishery - certain sport fish need a minimum flow of water to get enough oxygen, or be in an optimal temperature range. Information about low flow requirements would help people who manage water withdrawals to protect ecosystem services as well as the basic functioning of the ecosystem, including protection of sensitive water features, such as wetlands or cold-water trout streams.

**Research Goal and Examples of Research Activities:** The goal of research would be to quantify low flow requirements specific to the region's surface-water bodies to support a range of purposes while accounting for seasonal and year-to-year variability in flow rates. This information would support evaluations of how water use for hydraulic fracturing, agriculture, and other applications collectively affect stream flow.

**Water quality diagnostics: What are the sources of water contamination potentially related to OGD, and how can they be identified?**

**Background:** Although concerns have been expressed about drinking water becoming contaminated by drilling, hydraulic fracturing, intentional releases (such as brine application on roadways), and accidental releases (such as surface spills of stored wastewater), limited research has been conducted to define the impacts of oil and gas development on surface water and groundwater quality.

In assessing the potential for hydraulic fracturing to affect the quality or quantity of drinking water resources and identifying factors that affect the frequency or severity of any such effects, the EPA (2015) reported that it

...did not find evidence that [hydraulic fracturing] mechanisms have led to widespread, systemic impacts on drinking water resources in the United States. Of the potential mechanisms identified in this report, we found specific instances where one or more mechanisms led to impacts on drinking water resources, including contamination of drinking water wells. The number of identified cases, however, was small compared to the number of hydraulically fractured wells.

Research to date has focused on the potential contamination of drinking water aquifers with CH<sub>4</sub>. There is debate, however, about the sources of the CH<sub>4</sub> as well as the best methods of determining them (and other oil- and gas-related contaminants detected in water). For example, the source of CH<sub>4</sub> found in freshwater aquifers could be biogenic, formed near the ground surface by biologic activity, or thermogenic, formed in deep shale or shallower coal beds as a result of high temperature and pressure conditions acting on organic material. Further, CH<sub>4</sub> could migrate along various pathways, including from coalbeds, an old well that was improperly abandoned, or a new well with compromised wellbore integrity.

As noted earlier, assessing baseline conditions is critical — although this knowledge is not sufficient. Determining the sources of CH<sub>4</sub> in an aquifer can be quite challenging, and studies of CH<sub>4</sub> in groundwater have been controversial (Siegel et al. 2015; Llewellyn et al. 2015; Darrah et al. 2014; Vidic et al. 2013; Jackson et al. 2013). In addition, the question of source depends on the specific well boring, site geochemistry, and geologic stratum, with the result that conclusions from one study might not apply to the next.

**Research Goal and Examples of Research Activities:** The goal of the research would be to establish better forensic methods (e.g., geochemical and isotopic fingerprinting) to identify the sources of CH<sub>4</sub>, brine, and other contaminants in groundwater. Collection of concentration data from freshwater aquifers that represent background conditions (i.e., the conditions that exist in the absence of OGD and that might be attributable to other anthropogenic sources and natural sources) would be a significant help in determining whether new oil and gas wells are the sources of contaminants.

Some researchers are already investigating methods of tracing sources that involve isotopic composition. A study by Chapman and colleagues (2012) suggests that strontium isotope ratios could be used to diagnose episodes of groundwater and surface water contamination related to Marcellus brines (see also Capo et al. 2014 and Vengosh et al. 2013). However, an adequate isotopic catalogue for brines from the various strata is not available at present. Additional tools would be useful to identify CH<sub>4</sub>, other volatile contaminants, and radioactive materials detected in drinking water that might have originated from a wellbore or a deep geologic formation. For example, it would be useful to identify tracers that can be used to distinguish contamination resulting specifically from hydraulic fracturing. These and other types of tools and techniques would be invaluable to detect sources of any of a wide range of contaminants, whether or not they originate from OGD, for the purpose of refining protocols to help prevent future contamination.

**Water transport:** What are the advantages and disadvantages of the various means of supplying water to OGD well pads and transporting wastewater from well pads for off-site management?

**Background:** Some of the millions of gallons of water per well that are used for hydraulic fracturing are brought to the well pad by tanker truck, requiring dozens of truck deliveries per day for a period of many weeks to months at a time. Water is sometimes piped to well pads, and some well pads use groundwater wells. A newer trend is to re-use flowback or produced water to augment water needed for hydraulic fracturing and other processes (Rodriguez and Soeder 2015; Veil 2015). Wastewater is often transported by truck for off-site management. The choice of how

to supply water to and transport wastewater from well pads is a traditional cost–benefit decision made by management, although there are in fact other considerations and externalities apart from cost.

**Research Goal and Examples of Research Activities:** The goal of research would be to develop an analytic framework that includes the externalities (see Yang et al. 2015), such as infrastructure costs and their maintenance (e.g., roads or bridges), loss or gain of ecosystem services, effects on competing users, habitat fragmentation, erosion issues, and issues of human well-being (e.g., accidents or injuries).

### 3.5 WASTE MANAGEMENT

Appropriate management of solid and liquid waste from OGD is crucial to prevent potentially harmful exposures.

Accidental waste release	What are the frequency and characteristics of accidental releases of OGD solid and liquid waste? How can collection and sharing of data documenting these releases be improved?
Permitted waste management	What are the potential impacts from permitted practices for managing OGD solid and liquid waste? What are the most effective practices for managing wastes from OGD?

**Accidental waste release:** What are the frequency and characteristics of accidental releases of OGD solid and liquid waste? How can collection and sharing of data documenting these releases be improved?

**Background:** OGD wastes can be released to the environment as a result of spills, leaks, blowouts, and other unintentional events. Such discharges to the environment can occur as a result of accidental spills during mixing, injection, and return of spent hydraulic fracturing fluid; flooding of impoundments; and failure of liners or containers for stored waste fluids (Brantley et al. 2014; Rahm et al. 2015; Kell 2011). Solid wastes (e.g., drill cuttings and tank sludge) are sometimes stored onsite before they are transported to landfills for final disposal or for treatment and reuse in other processes (e.g., abandoned mine fill; Phan et al. 2015). Accidental releases are possible during the storage, transport, or disposal of wastes.

Methods for reporting and documenting accidental spills depend on the applicable regulations overseeing the well pad operations, the procedures followed by the operators of the drill site and their subcontractors, and the rules governing the wastewater hauler. The documentation of waste disposition and the documentation’s availability to other agencies and the public are not always clear and depend on regulatory requirements and policies and on other parties that oversee spill incidents.

**Research Goal and Examples of Research Activities:** The goal of this research would be to define and document accidental releases of wastes in a manner that could facilitate the study of impacts from the releases and how they might be avoided or mitigated. Common rules, regulations, and reporting requirements that are the responsibility of personnel involved with

wastewater management, handling, treatment, disposal, and regulatory oversight are already in place (e.g., Clean Water Act and Safe Drinking Water Act). Reports prepared in accordance with these requirements could be documented and archived in electronic format to create a useful database. A comprehensive database would facilitate research on the frequency and severity of the types of OGD spills; for practical reasons, such a database would be developed starting with existing systems for reporting data and information related to OGD (e.g., FracFocus and state-specific versions of the GWPC's Risk Based Data Management System). The data could also be used by regulators and industry safety officials to ensure and improve wastewater management practices and spill response and, ultimately, to reduce the impact of spills. As noted in Section 3.1.6, collaborations among multiple stakeholder groups would be critical to achieve a practical and effective database(s).

**Permitted waste management:** What are the potential impacts from permitted practices for managing OGD solid and liquid waste? What are the most effective practices for managing wastes from OGD?

**Background:** Solid and liquid wastes (flowback water, produced water, drill cuttings, and drilling fluids) are generated at various phases of OGD. These wastes have been managed by various means of treatment or disposal, primarily in accordance with state regulations. OGD is subject to some federal regulations but with important exemptions.

The most-effective practices are those that contain the waste, treat it for reuse, or, if these options are not viable, dispose of it in a secure manner, such as in a landfill or deep-well injection in an underground injection control (UIC) well. UIC wells are used for placing wastewater deep underground. The disposal choice depends on the type and degree of contamination and whether the wastes can be economically and safely reused or recycled. Much of the liquid waste can receive simple treatment and be reused if there is a nearby well that needs to be hydraulically fractured. Liquid waste that is contaminated with potentially hazardous constituents (e.g., heavy metals or NORM) must be analyzed and a determination made to either treat the liquid and reuse or dispose of it by deep-well injection. Solid wastes, similarly, are recycled, reused, or disposed of in landfills that comply with state and local regulations and the Resource Conservation and Recovery Act. In some cases, permitted discharges of inadequately treated OGD wastewater have been linked to impacts on surface water quality. Consideration of these potential impacts has and should continue to inform most-effective practices.

**Research Goal and Examples of Research Activities:** The goal of research would be to establish a framework that uses reliable physical, chemical, and radiologic characterization methods to manage wastes safely. The framework should include careful data collection and preservation techniques; timely laboratory analysis of physical, chemical, and radiologic characteristics; implementation of appropriate quality assurance and quality control protocols; and consistent data analysis procedures in order to provide reliable data throughout the treatment, reuse, and disposal processes. As described above regarding accidental spills of OGD waste, for practical reasons, such a framework ideally would be developed starting with existing systems for reporting data and information related to OGD (e.g., FracFocus, state-specific versions of the GWPC's Risk Based Data Management System, and other state agency databases). However, reliable data alone are not sufficient to assess potential impacts; data also need to be

electronically archived in a consistent manner for ongoing environmental impact assessment. State regulations vary in the requirements for handling, treating, and discharging raw and treated wastes. Comparing the waste management methods used in various hydrocarbon plays with the various state requirements would be useful in determining the most protective waste handling and treatment systems.

### 3.6 INDUCED SEISMICITY

Earthquakes can be induced by activities relating to OGD. Appropriate most-effective practices are necessary to reduce the likelihood of induced seismicity.

Induced seismicity causes	What geologic conditions and engineering practices contribute to induced seismicity?
Induced seismicity prevention	What predictive methods and preventive practices are most effective in mitigating induced seismicity caused by disposal of OGD wastewater in underground injection control wells?

**Induced seismicity causes:** What geologic conditions and engineering practices contribute to induced seismicity?

**Background:** Earthquakes are caused by movement on faults. Stress naturally builds up on faults until it reaches a level at which movement is triggered, resulting in an earthquake (seismic event). Injection of fluid into the subsurface can cause changes in pressure that, under certain conditions, trigger movements that result in an earthquake. Earthquakes triggered by such human activity are known as induced seismic events.

Recently, small earthquakes and earthquake swarms (i.e., numerous earthquakes occurring over a relatively short period of time) associated with oil and gas waste injection have been identified in Ohio, Arkansas, and Oklahoma (Weingarten et al. 2015; McGarr et al. 2015). These small earthquakes have raised public concern about the potential for hydraulic fracturing, liquid waste disposal, and oil field enhanced recovery (McGarr et al. 2015) to cause damaging earthquakes. To date, only a small number of felt earthquakes have been linked to hydraulic fracturing. The vast majority have been linked to the injection of oil and gas wastewater in deep formations.

**Research Goal and Examples of Research Activities:** The goal of research would be to build on work already underway by the U.S. Department of Energy, the U.S. Geological Survey, several state geological surveys, and others to better understand the relationship between the characteristics of induced seismic events (e.g., rate and magnitude) and the geologic conditions (e.g., fault locations), injection well placements, and temperature, volume, and pressure of injection fluids associated with them.

**Induced seismicity prevention:** What predictive methods and preventive practices are most effective in mitigating induced seismicity caused by disposal of OGD wastewater in underground injection control wells?



**Background:** As noted above, recent swarms of induced seismic events have been linked to oil and gas activities, particularly deep-well injection of liquid waste. Until the past few years, most underground injection wells were permitted without regard for their potential to generate earthquakes. Many injection wells may thus be operating with engineering practices that are not designed to minimize induced seismic activity.

**Research Goal and Examples of Research Activities:** The goal of this research would be to develop practices to mitigate the risk of induced seismic events associated with wastewater injection. Data from studies of seismicity causes (see above) could be used to develop criteria for predicting the risk of induced earthquakes before well permitting, construction, and operation begin. Mitigation could be added to the most-effective practices recommended in the event that an existing well has been linked to induced seismicity. Initial studies could investigate the success of hazard mitigation using local “traffic light” systems, which reduce injection rates after episodes of linked seismic activity (McGarr et al. 2015).

### 3.7 CHEMICAL TOXICITY

The identity and toxicity of some chemicals and chemical mixtures in hydraulic fracturing fluid and wastewater from OGD are not known.

Chemical toxicity (human and ecological)	What are the composition and toxicity of chemical mixtures unique to OGD and how can their toxicities be determined?
--	--

**Chemical toxicity (human and ecological):** What are the composition and toxicity of chemical mixtures unique to OGD and how can their toxicities be determined?

**Background:** The efficacy of hydraulic fracturing technologies depends in part on the use of fracturing fluid containing a variety of chemicals (e.g., Stringfellow et al. 2014 and EPA 2015). Information for many individual ingredients indicates that they are of low toxicity (e.g., Gradient 2013 and Stringfellow et al. 2014). However, some ingredients have inadequate toxicity information, and others are considered confidential business information with potential for toxicity unknown by the public. As such, the chemical byproducts that may result from mixing hydraulic fracturing fluids are currently unknown.

During well completion, some of the injected fracturing fluid comes back out of the well along with water native to the local geologic formation (known as formation water). This mixture of fluid is called flowback water. In the production phase, the fluid that comes back out of the well over time has a larger proportion of formation water than that found in flowback water; this fluid is called produced water. Produced water can contain high concentrations of a number of potential chemical health stressors and potentially transformation products resulting from reactions that occur at depth, under naturally high temperatures and pressures. Efforts continue to characterize both flowback water (e.g., Ziemkiewicz and He 2015) and produced water from wells in Appalachia and other regions (Rowan et al. 2015). Assessments of risk to human and ecological health would benefit from more information about the toxicity of chemicals and chemical mixtures in fracturing fluid and related wastewater that is relevant to the exposure levels that might be experienced by workers and nearby community members.

**Research Goal and Examples of Research Activities:** The initial goal of research would be to improve the understanding of the composition of hydraulic fracturing fluid, flowback water, produced water, and other wastewater, as well as the concentrations of wastewater components in environmental media to which people might be exposed. This information, combined with an understanding of the type and magnitude of potential exposures, is important for deciding if toxicological studies are needed. The goal of subsequent research would be to conduct toxicological evaluations where they would be helpful in decision-making about the protection of human and ecological health. Toxicity testing would not be useful in deciding whether direct contact with produced water is safe because it is already well-known that such exposure should be avoided. However, a better understanding of the potential toxicity of hydraulic fracturing fluid and related wastewater could be useful in other contexts, for example, to help local public health and other authorities if they need to respond to accidental releases to the environment.

### 3.8 ECOLOGICAL HEALTH

OGD has been shown to change the ecosystems in which it occurs. Understanding these changes and their impacts is important. Separate questions have been formulated to address chemical stressors and landscape change because the latter is inevitable to varying degrees over the life cycle of OGD and the former is potentially preventable.

Ecological health effects (landscape change)	Do the short- and long-term landscape changes associated with OGD affect terrestrial and aquatic habitats and present risks to ecological health?
Ecological health effects (chemical and radiation)	Are there chemical and radioactive ecological exposures that result from OGD and acute or chronic ecological health risks associated with these exposures?
Ecological health effects (cumulative)	Are there important additional risks that result from cumulative exposure to multiple ecological health stressors (e.g., physical, sensory, radioactive, and chemical) associated with OGD?
Ecological health effects (mitigation)	What practices are most effective for mitigating OGD-related physical and chemical stressors that might contribute to ecological impacts? Do these practices protect the most vulnerable ecological elements?

**Ecological health effects (landscape change):** Do the short- and long-term landscape changes associated with OGD affect terrestrial and aquatic habitats and present risks to ecological health?

**Background:** The Appalachian Basin region is a hotspot for biologic diversity and a source habitat for many species associated with large blocks of contiguous forests. OGD results in physical and sensory changes to the landscapes in which it occurs (Allred et al. 2015).

These changes can be dramatic. Roads, pipelines, and well pads open and fragment existing habitat. They change vegetative cover and microclimates and create hardscapes and other artificial land cover. They reduce core forest habitat. Water withdrawals can change depth,



temperature, and other physical attributes of aquatic habitats (see above on stream low flow). All of these changes have known ecological effects.

In addition to physical changes to the environment, sensory changes can also occur (see Appendix C). Noise and light are generated around the clock during well development. Compressor stations can emit significant noise continuously throughout the lengthy production period. Elevated noise and light are known to interfere with natural population and community dynamics, including communication, mating, and prey or predator location. Little is known about how these stressors interact or about their cumulative effects.

**Research Goal and Examples of Research Activities:** The goal of this research would be to quantify the contributions of OGD in the Appalachian region to changes in physical habitats and sensory stressors and to assess the ecological risks that result from these changes. Changes of interest include losses or changes in vegetation cover, exposure to noise and light pollution, invasion by non-native species, increased erosion and sedimentation, and changes in microhabitat and hydrologic dynamics. The research would likely involve measuring and modeling these changes. Abrahams et al. (2015) is an example of this kind of research.

Ecological risk assessment would likely require the selection of model or representative systems or species for which detailed measurements can be made in areas affected by OGD and in control areas free from such development. Although research addressing these risks might be informed by the literature, the specific risks posed by interactions of OGD-related sensory and physical stressors might be novel. Modeling and detecting cumulative risks would also be challenging.

**Ecological health effects (chemical and radiation):** Are there chemical and radioactive ecological exposures that result from OGD and acute or chronic ecological health risks associated with these exposures?

**Background:** Potential contamination of freshwater aquifers from OGD operations has been a primary focus of study given concern about drinking water quality. These aquifers might be accessed by terrestrial vegetation, especially during dry periods. They can also be important contributors to surface water. Thus contamination of shallow aquifers is a potential issue for terrestrial and aquatic ecosystems. Aquatic and terrestrial ecosystems might also be adversely affected by accidental spills or poor waste management. OGD also exposes ecological communities (and people) to a variety of air emissions that are themselves recommended areas of study (see Section 3.3 on air quality).

Non-lethal levels of potential environmental stressors (e.g., heavy metals, NORM, and some components of brine) brought to the surface by oil and gas extraction can make their way through soil or water into plants and organisms that are low on the food chain. Subsequently they can bioaccumulate to levels of concern in organisms that are higher on the food chain.

OGD-related chemicals that reach water, soil, or air might be a concern for pets and domestic livestock. These animals could in turn serve as bioindicators of risks to people or wildlife.

**Research Goal and Examples of Research Activities:** The goal of research would be to quantify the chemical exposures, singly and in combination, of wild flora and fauna, pets, and domestic livestock to contaminants from water, soil, and air pollution associated with OGD. In addition, research is needed on ecological risks associated with these exposures. Little is known about the interactions of the OGD-related stressors with other natural and anthropogenic sources of stressors or the resultant ecological exposures or risks. Both monitoring and modeling will be needed.

Impact research should focus on populations and species for which evidence of vulnerability (caused, for example, by habitat location or functional role in affected ecosystems) has been reported. Examples include domestic livestock and flora and fauna that live at the interface of terrestrial and aquatic systems (such as riverbanks).

**Ecological health effects (cumulative):** Are there important additional risks that result from cumulative exposure to multiple ecological health stressors (e.g., physical, sensory, radioactive, or chemical) associated with OGD?

**Background:** The EPA (1999) has noted that the combined, incremental effects of human activity can accumulate over time and can result in the degradation of important ecological resources. This observation may also hold true for OGD. Cumulative effects may occur among physical, sensory chemical, or radioactive stressors.

**Research Goal and Examples of Research Activities:** The goal of research would be to monitor and model the cumulative and interacting effects of physical, sensory, chemical, and radioactive changes in the environment caused by OGD. For core forests, for example, a key component of the research would be to determine the threshold levels of core forest beneath which fragmented populations would experience increased vulnerability to various stressors (e.g., noise and light as well as air, water, and soil pollution). Alternatively, the research would also include the assessment of changes in population and community functions in response to noise or light pollution — such as disrupted gene flow or changes in reproductive or foraging behavior associated with noise pollution — that might be exacerbated by chemical stressors or physical changes in habitat quality or quantity. Known effects of invasive species might be altered when they occur in highly fragmented landscapes or in the presence of air, water, or soil pollution.

**Ecological health effects (mitigation):** What practices are most effective for mitigating OGD-related physical and chemical stressors that might contribute to ecological impacts? Do these practices protect the most vulnerable ecological elements?

**Background:** Because OGD differs from previous oil and gas development activity, new standards for most-effective practices might be needed. Both industry and public agencies have developed guidance documents for minimizing impacts, but few studies have examined the effectiveness of these guidelines. However, the PA DCNR has released a report summarizing the first year of OGD monitoring data collected at state forest lands where the state's guidance document was followed

([http://www.dcnr.state.pa.us/cs/groups/public/documents/document/dcnr\\_20029147.pdf](http://www.dcnr.state.pa.us/cs/groups/public/documents/document/dcnr_20029147.pdf)).

Most-effective practices need to be identified for restoration of land used for OGD well pads, roads, and pipelines. Identifying such practices depends on a clear and broad understanding of how OGD might affect ecosystems. For example, some site-approval processes focus on conditions at the proposed well pad but do not take into account cumulative landscape impacts.

OGD might have direct effects on the populations and demographics of species of high conservation concern and on habitats and ecosystems that are rare or of particular ecological or environmental importance. Although each state in the Appalachian region has programs to protect endangered species, the impact of OGD on population distribution, demography, and genetic exchange for such species is unknown. In addition to these species, habitats and very specific geographic areas have been designated by states and environmental organizations as being of high conservation concern. Some species might suffer losses through direct mortality on OGD well pads or roads. Others might face increased risk from disruptions in gene flow and in other population and community functions as a result of landscape changes. Such increased risks would be of particular concern for species that are already threatened or endangered.

**Research Goal and Examples of Research Activities:** The goal of research would be to assess the effectiveness of mitigation strategies in addressing the exposures, risks, and impacts described in questions raised above. These mitigation strategies range from state-approved processes and regulations to industry self-regulatory agreements and landowner procedures and requirements. Important comparative opportunities exist among the various strategies used by states and other authorities. Two examples of the kinds of studies that would address this research question would be (1) an assessment of the frequency and pattern of off-specification events and other accidental conditions occurring under various mitigation strategies and (2) a comparison of outcomes for states that allow surface disposal of produced water with those for states that do not.

Another example of research on most effective practices would be mapping likely oil and gas development over the ranges of all threatened and endangered species in the Appalachian region. This would allow examination of the natural history and habitat requirements of the affected species and provide guidance to conservationists about how best to protect them. The research should also study hotspots of future development activity (Johnson et al. 2010), assuming that development of the entirety of the Marcellus and Utica plays is unlikely to occur. Modeling and monitoring schemes to predict and detect impacts on population distribution, demography, and genetic exchange for identified species would be useful tools for this type of research.

Standards for post-production site restoration are also needed. General knowledge of ecosystem restoration is relevant but “success will be best achieved by careful, and detailed examination of currently affected landscapes” (Drohan and Brittingham 2012). The risks of abandoned and orphan wells are significant (Kang et al. 2014), indicating the need to have a well-documented inventory, and to develop tools to ensure proper well plugging and sealing of the OGD wells. Because the landscape changes associated with OGD are different in scale and pattern (e.g., lower density of well pads with larger area per site) from those associated with conventional well development (e.g., higher density of well pads with smaller area per site), new techniques of site restoration might be needed.

## 3.9 HUMAN HEALTH AND WELL-BEING

Questions have been raised about the potential for human health risks associated with OGD. A limited amount of research has endeavored to answer some of these questions but to date has not provided definitive answers.

### 3.9.1 Human Exposure and Health Risk Assessment

Understanding exposure pathways is the first step toward understanding potential risks to health for oil and gas workers and people living in communities near OGD. The degree of exposure for community members depends on many factors, such as emission controls and setback requirements. The degree of exposure for workers also depends on many factors, notably health and safety planning and training and recommendations for and use of personal protective equipment.

Total human exposure	How can total human exposures to OGD stressors be estimated? What exposure pathways and phases of OGD should be considered in estimating the exposure?
Human biomonitoring	Are there biomarkers of exposure that reflect total exposure to OGD-related health stressors? Are there biomarkers that reflect health risks (e.g., chronic inflammation, DNA damage, and oxidative stress) specific to OGD?

**Total human exposure:** How can total human exposures to OGD stressors be estimated? What exposure pathways and phases of OGD should be considered in estimating the exposure?

**Background:** Oil and gas workers and people living in communities near OGD might be exposed to a variety of health stressors. Examples include volatile chemical emissions to air while workers mix hydraulic fracturing fluid, fine particulate emissions from engines powered by diesel or natural gas, dermal contact with stressors in solid or liquid waste, or noise and vibration emanating from drill rig operations (Appendix C). Worker exposures might be prevented or minimized with the use of personal protective equipment.

Identifying and quantifying the contributions of specific activities (e.g., diesel traffic, chemical and sand use, or wastewater management) to total exposures are key to understanding potential sources of health risks. Quantifying an individual's total exposure through multiple exposure pathways is a vitally important component of health risk assessment and research. In recent epidemiologic studies of communities near OGD, exposure has been assessed using either simple surrogates (e.g., the number of wells in a study area or the distance between a well and a residence) or environmental concentration data (e.g., outdoor air quality data collected with area samplers) (Jemielita et al. 2015; Stacy et al. 2015; McKenzie et al. 2014; Hill 2013 [not published in a peer reviewed journal]). Few studies have estimated exposures using more rigorous methods.

**Research Goal and Examples of Research Activities:** The goal of research would be to identify and quantify health stressors associated with OGD to which workers and community members might be exposed. Identifying potential chemical, physical, and sensory health stressors

involves developing an inventory of their sources. From these sources, stressors might be released to air, soil, groundwater, or surface water bodies. Once released to the environment, people might be exposed to them. Of these exposures, those that have the potential to adversely affect health should be quantified using more rigorous methods. These methods might include personal monitors or environmental concentration data for health stressors combined with data about (1) the oil- and gas-related sources (e.g., drill rigs, vehicle emissions, or wastewater discharges) of each health stressor, (2) the spatial and temporal variations in the concentrations or amounts of the health stressors, (3) the time-activity patterns of the exposed individuals, and (4) the contributions of sources of exposure that are unrelated to OGD. One effective method for the assessment of dose is biological monitoring (the subject of the following research question).

**Human biomonitoring:** Are there biomarkers of exposure that reflect total exposure to OGD-related health stressors? Are there biomarkers that reflect health risks (e.g., chronic inflammation, DNA damage, and oxidative stress) specific to OGD?

**Background:** OGD might release various health stressors to environmental media (e.g., water and air), with the potential to reach a worker or community member through multiple routes of exposure (e.g., inhalation, ingestion, or dermal contact). The development of health effects depends on an individual's total exposure by way of all routes and media. The exposure of an individual or population can be assessed by estimating *external* exposure (e.g., mapping distances to sources, defining job exposure categories with respect to the degree of exposure, or measuring contaminant concentrations in environmental media) or estimating *internal* doses (i.e., concentrations of contaminants or their metabolites in biological matrices of exposed individuals). Commonly used biological matrices include blood, urine, hair, and breath. Estimating exposure by quantifying biomarkers in biological matrices is called biomonitoring.

Some have attempted to estimate exposures associated with OGD by way of biomonitoring (Esswein et al. 2014). The results of these studies, which were limited to worker exposures, were inconclusive due to a small sample size and methodological limitations that may not have accurately captured the critical time window of exposure.

Health effects can be difficult to assess clinically, especially for chronic effects that might not be significant enough in early stages to manifest as clinical symptoms or other outcomes. Some chronic effects might only be apparent clinically after the time window that a study can afford to address. Biological changes, or biomarkers, of early effects might be able to provide an intermediate indication of potential effects, well before results become available from multi-decade epidemiologic studies of chronic effects such as cancer.

Biomarkers found at the tissue, cell, or molecular levels that reflect a range of pathophysiologic effects (e.g., inflammation, oxidative damage to DNA and cells, vascular dysfunction or metabolic dysfunction) can be useful for predicting disease risks before the development of clinical symptoms. Some of these biomarkers have been used in studies of air pollution health effects and of tobacco-smoke health effects; they have also been used to aid in disease diagnosis and therapeutic drug development. To date, such biomarkers have not been used in health studies of the effects of OGD to understand how the biomarkers might change in response to OGD and, if they do, whether the changes correlate with changes in disease risk.



**Research Goal and Examples of Research Activities:** The goal of research would be to identify biomarkers of exposure and effect that are relevant to potential OGD exposures. Genomics, proteomics, and metabolomics are promising tools to help look for cellular and subcellular responses to exposures to disease-causing agents. Useful biomarkers of exposure or effect would support assessments of risk that could begin to answer questions about potential (particularly long-term) health effects in advance of conducting lengthy prospective epidemiological studies.

### 3.9.2 Oil and Gas Worker Health

Intensive and rapidly changing OGD work environments feature potential stressors that require renewed and ongoing safety and health research. The degree of worker exposure to these stressors can depend on the appropriate recommendations for and use of personal protective equipment and other health and safety protocols.

Worker health effects (chemical and radiation)	Under what conditions and to what extent are OGD workers exposed to chemical or radioactive health stressors? Do these exposures lead to adverse health effects?
Worker health effects (sensory and accidents)	Under what conditions and to what extent are OGD workers exposed to chronic sensory (e.g., noise and vibration) or acute physical hazards (e.g., vehicular accidents, falls, and burns)? What are the acute traumatic disease consequences? What are the chronic disease consequences, such as hearing loss?
Workplace organization	How do workplace organization and culture affect the health and safety of OGD workers? How can industry leadership identify, select, and measure the effectiveness of interventions that can help reduce or prevent threats to worker safety and health?

**Worker health effects (chemical and radiation):** Under what conditions and to what extent are OGD workers exposed to chemical or radioactive health stressors? Do these exposures lead to adverse health effects?

**Background:** The OGD work environment can feature a range of health stressors, individually or cumulatively. The degree of worker exposure to these stressors can depend on the appropriate recommendations for and use of personal protective equipment and other health and safety protocols.

Some sources of acute toxicity associated with OGD, such as H<sub>2</sub>S gas, are well known (e.g., Hendrickson et al. 2004 and Gabbay et al. 2001). Others, such as the extensive use of silica, represent well-known, chronic exposures in new settings, requiring new and consistent approaches to control. Recently identified acute hazards (e.g., VOCs; Esswein et al. 2014) found by on-site sampling may not be fully understood. In addition, recent sudden death events (King et al. 2015) have raised questions about potential chronic neurotoxicity or cardiotoxicity. The presence of confined spaces and uncharacterized mixtures can increase the risk of exposures of potential concern.



It is important to consider the potential for acutely toxic exposure conditions and for chronic toxicity from lower-level exposures to chemical mixtures in hydraulic fracturing fluids, flowback and produced waters, stored hydrocarbon products, and fugitive emissions. The Committee has not identified medical surveillance reports or other morbidity and mortality statistics that are specific to OGD worksites.

**Research Goal and Examples of Research Activities:** The goal of research would be to characterize and, if necessary, identify techniques for mitigating exposures to health stressors of potential acute and chronic toxicity (e.g., silica and VOCs). These stressors have been the subject of recent study (Esswein et al. 2013; Esswein et al. 2014) and should continue to be a primary research focus. To the extent feasible, exposure surveys and biomonitoring should be conducted to supplement current knowledge of exposure hazards on OGD worksites. Medical surveillance of workers would provide other opportunities to characterize health outcomes and to identify biomarkers of exposure or intermediate health outcomes. Enrollment of a worker population in prospective studies would support both the long-term health of workers and the long-term success of the industry.

**Worker health effects (noise, vibration, and physical hazards):** Under what conditions and to what extent are OGD workers exposed to chronic sensory (e.g., noise and vibration) or acute physical hazards (e.g., vehicular accidents, falls, and burns)? What are the acute traumatic disease consequences? What are the chronic disease consequences, such as hearing loss?

**Background:** Many OGD jobs are associated with potential exposures to substantial noise and in some cases vibration. The degree of worker exposure to these stressors can depend on the appropriate recommendations for and use of personal protective equipment and other health and safety protocols. These exposures can occur at well pads, compressor stations, transfer points, and processing plants as well as during transportation. The efficacy of current hearing protection against the types and levels of noise (which can be more hazardous when combined with vibration) associated with certain phases of OGD (e.g., drilling, hydraulic fracturing, and production) is unknown (Witter et al. 2014).

Data from the oil and gas industry indicate a high rate of transportation-related deaths and non-transportation physical contact deaths (see Appendix C; Mason et al. 2015b). State-level data in Appalachia have suggested a similar problematic pattern of vehicular accidents related to OGD (Graham et al. 2015; Muehlenbachs and Krupnick 2013). Additional risks from OGD and earlier oil and gas development include exposure to high-pressure incidents (e.g., well pad blowouts), other equipment failures, corrosive liquids, and excessive heat.

A recent decrease in the death rate for the entire oil and gas industry (Mason et al. 2015b) represents a significant achievement in light of increased productivity, and OGD is likely to be part of that improvement, although death rates are still many times the rates of other industries and remain a target for ongoing improvement (Mason et al. 2015b).

**Research Goal and Examples of Research Activities:** The first goal of research would be to (1) determine whether protocols used to protect workers against noise and vibration during

various OGD operations (e.g., drilling, hydraulic fracturing and work near compressor stations) are in widespread and effective use, (2) document whether the protocols are adequate for preserving the hearing of OGD workers, and (3) if necessary, conduct research to inform interventions that reduce or prevent noise and vibration exposures that might lead to acute or chronic human health effects.

The other goal of research would be to identify OGD-related causes of injuries and fatalities that occur on the well pad and off of the well pad (e.g., compressor stations and pipelines), as well as during the transportation of equipment, water, waste, and other OGD-related cargo. Studies should use methods that screen and survey worker populations over time to determine the underlying predictors of physical-hazard related injuries and deaths. Results from this research would inform workplace interventions (see question below on workplace organization) meant to protect worker health. The success of research, like much research related to workers, depends on the type of publicly available exposure data and on an investigator's ability to access work sites where and when needed to achieve study objectives.

**Workplace organization:** How do workplace organization and culture affect the health and safety of OGD workers? How can industry leadership identify, select, and measure the effectiveness of interventions that can help reduce or prevent threats to worker safety and health?

**Background:** OGD operations have some unique — and challenging — organizational attributes that can affect industry planning, data access by researchers, and useful intervention to protect worker safety. These attributes include reliance on many levels of contractors and sub-contractors to perform routine operations, shift work schedules designed to accommodate the production schedule as well as the social needs of transient and permanent workforces, and concerns about workforce substance abuse (Goldstein et al. 2014; Schafft et al. 2013; Maryland Institute for Applied Environmental Health 2014)

The reliance on sequential contract and subcontract operators is characteristic of OGD. Teamwork between disparate corporate entities is essential to safety as the workers move from site to site and provide services. Furthermore, the health and safety of workers (and the neighboring community) depends on sound health and safety planning. The variety of employers on site as well as some OGD exemptions from OSHA regulations have implications for emergency planning, use of medical and social services, and researchers' access to injury and illness data, which are needed in cases where claims of chronic diseases are questioned.

Workers employed by different contracting organizations might have different health insurance availability and coverage, and it is not known whether these differences in turn cause differences in the health of workers in the industry. A key data gap is whether and to what degree formal and informal policies for reporting and documenting accidents and injuries among the various contract entities affect health and apparent rates of injuries and illnesses. Workers might feel that they should refrain from or delay reporting an injury until it is disabling (Witter et al. 2014; Fan et al. 2006).

Shift work schedules are an example of a challenging organizational attribute. Operations cannot be limited to daylight hours. Shiftwork schedules for a variety of operations may be based on

production needs, employer convenience, workforce convenience (for a mobile workforce in which a large number of workers commute from distant homes), and on established principles of shift scheduling. Data about such schedules and how they affect the health and safety of OGD workers do not yet exist.

The effectiveness of the various kinds of employers and most effective practices in addressing substance abuse among workers in safety-sensitive jobs is unknown. An increased focus on the safety culture of OGD worksites might improve community health along with worker health.

**Research Goal and Examples of Research Activities:** The goal of research would be to study the effectiveness of the various kinds of workplace organizational structures in protecting the health and safety of workers. Analysis of record-keeping requirements and exemptions could be useful for detecting and preventing workforce health issues and could benefit research planning.

### 3.9.3 Public Health

There is widespread concern among communities and individuals about the potential for adverse health effects associated with OGD. Well-designed near-term and long-term studies that incorporate high-quality measures of exposure are needed to address these concerns. Near-term studies could make use of currently available data to provide information as quickly as possible. Long-term studies might be needed to address questions that cannot be answered adequately with near-term studies. Other research questions focus on specific potential exposures that might be the subject of near-term or long-term studies: drinking water exposures, air exposures, and psychological stress.

Public health effects (near-term studies)	Are there demonstrable increases in symptom reporting, illnesses, doctor visits, accidents, or hospitalizations among community members living near OGD? Are any such indicators of adverse health effects attributable, singly or in combination, to specific chemical, physical, or sensory stressors associated with OGD?
Public health effects (drinking water exposure)	Are there adverse health effects associated with measurable OGD-related exposures in drinking water?
Public health effects (air exposure)	Are there adverse health effects associated with measurable OGD-related exposures in air, including unusually high local or regional short-term exposures?
Public health effects (psychological stress)	Do psychological stressors associated with OGD affect the health of individuals in affected communities?
Public health effects (long-term studies)	Are there long-term mental or physical health effects resulting from short-term or chronic exposures to chemical or physical stressors associated with OGD?

**Public health effects (near-term studies):** Are there demonstrable increases in symptom reporting, illnesses, doctor visits, accidents, or hospitalizations among community members living near OGD? Are any such indicators of adverse health effects attributable, singly or in combination, to specific chemical, physical, or sensory stressors associated with OGD?

**Background:** Uncertainty about potential short- and long-term health effects of OGD has led to community concern. Early health research has included unsystematic community surveys, systematic studies of non-random populations, and cross-sectional studies that lacked a rigorous research design or specific exposure metrics. These study limitations restricted the conclusions that could be reached (see Appendix C). Nonetheless, studies based on indirect exposure measures (e.g., distance from drilling sites or comparisons of similar communities or of communities before and after drilling) are useful for hypothesis generation even though they cannot be used to attribute effects to specific OGD-related exposures.

In addition to chemicals in environmental media (e.g., air, water sediment, soil, and food), people might be exposed to physical hazards and sensory stressors. Some of these exposures are documented in communities affected by OGD, and some of the chemicals and other stressors are associated with health effects under certain exposure conditions. For example, increased noise levels and vibration can occur during various phases of OGD. At high enough exposures, noise can lead directly to hearing loss or to effects (e.g., cardiovascular disease) mediated through other mechanisms including stress pathways.

Studies of other sensory stressors might require the development or validation of new methods. The perception of odor might exacerbate symptoms or the reporting of effects but could also lead to direct effects such as decreased sense of smell, which can be measured using standardized approaches. Light at night might lead to stress, poor sleep, or other health effects. Light at night has been studied in other contexts (e.g., in studies of shift workers), but exposures and their effects are not well described in the context of OGD. Studies of potential health effects of such sensory stressors could provide the scientific basis for specific mitigation strategies such as placement of structural barriers or regulation of hours of operation or equipment placement.

Even if the impact of OGD stressors on the health of the general population proves to be minimal overall, there may be subgroups that are particularly prone to health effects. Children and adults with underlying respiratory conditions may be susceptible to acute exacerbations of asthma or decreases in respiratory function associated with short-term changes in air quality. Pregnancy, fetal development, and early childhood are known windows of susceptibility to adverse health effects of exposures to certain health stressors. Socioeconomic disadvantage and associated comorbidity or lack of access to preventive medical care might interact with OGD-associated exposures and lead to increases in adverse health effects. Finally, individuals with underlying depression or other mental health conditions might have enhanced perceptions of ill health as well as increased use of medical services for symptoms potentially linked to OGD. Identifying these vulnerable subpopulations and understanding how underlying physical and mental health conditions interact with exposures might uncover health effects that would otherwise be missed in studies focusing on the general population.

**Research Goal and Examples of Research Activities:** The goal of this research would be to determine, through systematic research, if individuals exposed to OGD are at increased risk for adverse health effects. Well-designed population-based surveys and records-based studies could be used to characterize the extent and severity of health changes that might be attributable to OGD. Descriptive studies that characterize communities before and after (or with and without) OGD operations should be population-based or otherwise representative, have high response

rates, use systematic and validated survey questions, and where feasible include clinical and biological measurements. Subjective health endpoints (e.g., symptoms) would require validation through the collection of medical records or biomarkers, or through other means. Although the highest quality research linking OGD to health concerns would be studies with well-characterized exposures (as described in the following two questions on water exposures and air exposures), it will take time for such exposure metrics to be developed and validated. Studies that improve on the current limited literature despite falling short of the ideal are needed today to determine the extent to which there is a problem that needs to be addressed and to generate hypotheses.

**Public health effects (drinking water exposure):** Are there adverse health effects associated with measurable OGD-related exposures in drinking water?

**Background:** The scientific literature and popular press reflect concern about the potential for water contamination at various phases of OGD and for adverse health effects associated with using contaminated drinking water. Under ideal conditions and practices, exposures to contaminated water may be limited. However, safeguards can fail (e.g., wellbore integrity failure at some point over the lifetime of the well, run-off at sites that is not entirely captured, or failure of holding tanks). Drinking water contamination has occurred in such failure situations (EPA 2015). Systematically collected data that quantify the concentrations of chemicals and radiation found in the groundwater and surface water of communities near OGD, before and after OGD is initiated or during the lifespan of wells, are limited. If safeguards both fail and result in OGD-related contamination of a drinking water source, individuals could be exposed to OGD-related stressors in water used for drinking, washing, cooking, irrigating, and showering or bathing. They might also be exposed to any OGD-related stressors that volatilize, influencing indoor air quality.

Most published research to date on the health effects of OGD has lacked specificity in terms of exposure metrics (e.g., Jemielita et al. 2015, Stacy et al. 2015, and McKenzie et al. 2014). Although studies have reported increased symptoms and hospitalizations in association with residence “near” OGD or in communities before and after OGD was introduced, research linking specific health effects to OGD-related stressor concentrations in household water that properly accounts for water consumption and other exposure opportunities has not been reported.

**Research Goal and Examples of Research Activities:** The goal of research would be to characterize individual-level exposures to stressors in drinking water and other household water and to link such exposures to specific health outcomes. This research would incorporate the quantitative exposure measures from the research question on water quality (see section 3.4 above). In the absence of such high-quality exposure metrics, preliminary studies with imperfect exposure approximations could still be useful for hypothesis generation.

Preliminary research might compare selected chemicals or radioactive material in household water that are indicative of OGD (i.e., indicator species) before and after the initiation of OGD activities or in communities differentially affected by OGD. In designing such observational research, investigators should draw on methods from other disciplines to better approximate the designs of experimental research while accounting for differences in comparison communities



(e.g., difference-in-differences methods; see Abadie 2005). Other designs will be needed to establish both changes in water quality over time and changes in health effects after exposure. Studies carried out in multiple settings might shed light on complex interactions between exposures, geographic and population characteristics, and health outcomes. At a minimum, studies should use a validated marker or reasonable approximation of exposure or should create opportunities to retrospectively assign exposure categories or metrics retrospectively (e.g., by geocoding addresses for later linkage with geographic information system–linked databases and with data on water sources and use patterns). Methods development and validation may be required to move from characterization of surface and ground water changes caused by OGD to characterization of household water and individual exposures.

Studies should include well-defined populations (i.e., not relying on convenience samples), have sufficient statistical power, collect systematic and standardized health data, and, where appropriate, be population-based. Exposure assessment in the context of health studies would use sampling designs, selected indicator species, and knowledge of surface and groundwater characteristics and water distribution systems to develop validated exposure metrics for use in linking water-based exposures to potential health effects. Health effects of potential interest include but are not limited to changes in kidney, liver, or immune function; genotoxicity; and adverse reproductive effects. Studies of longer-term health effects, such as increases in risk for specific cancers, may be feasible to the extent that they can be carried out using existing records or other means using cross-sectional or retrospective designs. Novel biomarkers specific to effects of exposures associated with OGD could also be incorporated.

**Public health effects (air exposure):** Are there adverse health effects associated with measureable OGD-related exposures in air, including unusually high local or regional short-term exposures?

**Background:** Health effects associated with exposure to criteria air pollutants (e.g., PM, NO<sub>x</sub>, sulfur oxides, and carbon monoxide) have been well established and include increases in all-cause mortality, cardiovascular disease, and respiratory disease. Some limited evidence also exists for potential adverse effects on reproductive outcomes and other health endpoints (e.g., Parkinson’s disease, other neurodegenerative diseases, and cancer) and for effects from other chemicals in air, such as benzene, other VOCs, and metals. Emissions resulting from OGD can lead to changes in air quality. Several recent studies have reported air quality effects near OGD operations (see Appendix C).

The extent to which exposures to air quality changes affect the health of individuals living near OGD facilities is not known. Without targeted monitoring in place, intermittent or sporadic increases in air concentrations and variations that affect relatively small geographic areas might be missed (Brown et al. 2014). Short-term and chronic elevations in the concentrations of specific health stressors could be associated with acute events such as hospitalizations, exacerbation of underlying respiratory conditions, and subtle changes in lung function or other measures over time.

Reported associations between air quality changes and adverse health events are weak, but typically the large size of the potentially affected population means that small relative risks can



correspond to a significant number of health events. However, the low population density in many areas around OGD might make it difficult to establish statistically significant effects for outcomes such as mortality unless the research also includes a large geographic area. It might be possible to assess biological changes and other outcomes captured with continuous rather than dichotomous measures using the smaller sample sizes available at the local level.

**Research Goal and Examples of Research Activities:** The goal of research would be to carry out health research focused on the impact of regional and local variations in exposures to airborne stressors that can be attributed to OGD. As noted in the research question related to drinking water exposure, a variety of research designs would be appropriate for addressing aspects of this question. Where possible, studies should incorporate state-of-the-art measurement techniques (including monitoring to capture any local or regional exposures that fluctuate or may be unusually high but that would be missed with more traditional monitoring approaches), consider linkages to medical records and surveillance data, include direct measurements of changes in lung function and other health indicators that have been associated with specific air pollutants, and where feasible focus on changes in lung function over time as well as on differences before and after OGD operations were initiated. Studies should incorporate relevant biomarkers of effects linked to specific air pollutants that are shown to be differentially present or elevated in association with various aspects of OGD operations. Because many factors might affect changes in lung function and other health outcomes associated with air pollution — including lifestyle factors, demographic and socioeconomic factors, medical history, past exposures, concurrent environmental and occupational exposures, and stress — studies should also take these other factors into account. Study populations of special interest would include individuals with underlying respiratory disease and other potentially vulnerable groups such as children, pregnant women and their fetuses, and the elderly.

**Public health effects (psychological stress):** Do psychological stressors associated with OGD affect the health of individuals in affected communities?

**Background:** Individuals experiencing job loss, other threats to their standard of living, or environmental accidents have been shown to exhibit increased levels of stress, depression, and anxiety. Stressors associated with OGD, such as increased traffic, noise, and light at night, and decreased availability of essential services in the community, might lead to chronic stress, altered stress responses, and adverse mental health effects. Uncertainty about risks and the future might also lead to such outcomes. Evidence from multiple sources suggests that chronic stress leads to demonstrable physiologic changes and an increased risk for diseases such as depression, heart disease, asthma, and infectious diseases (e.g., Nielsen et al. 2008 and Wright 2011). Psychological stress has been shown to alter immune function as well as inflammatory response (Cohen et al. 2012) and chronic life stress has been linked to shortened telomeres, a marker of physiologic aging (Epel et al. 2004). Chronic stress associated with exposures related to OGD might therefore explain or modify associations between such exposures and adverse physical health outcomes. Depression and other mental health symptoms associated with such exposures might also influence the perception and reporting of symptoms and nonspecific health effects as well as the use of health care services.

**Research Goal and Examples of Research Activities:** The goal of research would be to understand the impact of stress and mental health symptoms on the experience of physical health outcomes in populations near OGD. Of particular interest is understanding to what extent stress or mental health conditions such as depression and anxiety contribute to any observation of exposure–health links that would not have been predicted on the basis of measured chemical levels alone. It may be especially important to study medically or socioeconomically disadvantaged populations as well as other vulnerable populations in this context (see above on near-term studies). Studies in multiple settings with appropriate control populations would be needed. Validated and standardized instruments should be used to characterize mental health status and stress. Biomarkers of stress and stress response could also be incorporated as appropriate. Health outcomes could be captured directly from interviews or clinical exams, but studies using medical records or health surveillance networks might also be informative.

**Public health effects (long-term studies):** Are there long-term mental or physical health effects resulting from short-term or chronic exposures to chemical or physical stressors associated with OGD?

**Background:** As noted above, uncertainty about potential long-term health effects (e.g., cancer and chronic diseases) related to OGD has led to community concern. Long-term follow-up of exposed populations can identify both lasting effects and any late effects, such as cancer or chronic diseases, that might appear only years after first exposure. Outcomes of interest might include specific cancers, specific chronic diseases, neurodegenerative conditions such as Parkinson’s disease, and cognitive decline. All of these outcomes would require long follow-up intervals or repeated assessments to ascertain.

The plausibility of identifying future long-term risks depends on the magnitude of exposures and to some extent on whether shorter-term health effects or biological changes have been identified. Unfortunately, by the time such information is available, it might no longer be possible to characterize exposures or to describe baseline health characteristics in a suitable study population. However, appropriate planning and early characterization of at-risk populations can set the stage for future prospective evaluations of long-term health effects.

**Research Goal and Examples of Research Activities:** The goal of research would be to set the stage for a future prospective cohort study or studies by designing current studies that will facilitate future follow-up of populations included in shorter-term studies (e.g., cross-sectional and case-control studies) or by establishing registries of individuals living near specific OGD facilities. Such efforts would include collection of some basic baseline health and demographic information as well as information needed to geocode residences for future linkages to geographic information system–linked exposure and health databases. Cost-effective options, such as virtual (passive) follow-up of a well-characterized population using medical and vital records, might be informative, as would studies based on health maintenance organizations, schools, or other closed groups.

### 3.9.4 Individual and Community Well-Being

The research literature suggests that OGD might contribute to a variety of social and psychosocial impacts that can negatively affect well-being for both individuals and communities.

Social and psychosocial effects	How do impacts of OGD on community-level social and psychosocial conditions vary in relation to the level and phase of development, proximity to development, land use, resource ownership, and the unique sociocultural contexts of communities?
Community services and infrastructure	What are the impacts of OGD on community-level infrastructure and public and private-sector service provision? How do such impacts vary in relation to the level and phase of development, proximity to development, and specific community characteristics (e.g., population size, location in relation to surrounding communities, and areas of population concentration)?
Community planning and resiliency	How can communities better anticipate, prepare for, adapt to, and respond effectively to growth effects and other impacts of OGD?
Community well-being and health effect interactions	In what ways and to what extent are community-level social and psychosocial impacts of OGD associated with adverse physical and mental health consequences and increased use of medical and mental health services?

**Social and psychosocial effects:** How do impacts of OGD on community-level social and psychosocial conditions vary in relation to the level and phase of development, proximity to development, land use, resource ownership, and the unique sociocultural contexts of communities?

**Background:** OGD can lead to a variety of positive outcomes for some individuals and some communities – including opportunities for new and higher-paying jobs, new income opportunities for some landowners who are able to lease their land for OGD activities, and increased local business activity. At the same time, OGD has considerable potential to cause a variety of adverse social and psychosocial impacts and disruptions — including altered patterns of interpersonal familiarity, reduced levels of social integration, and changes in interpersonal and organizational trust; increased social conflict; widespread perceptions of health and safety risks; increased individual- and community-level stress; and corrosive community relations (Brasier et al. 2011; Jacquet 2014; Ladd 2014; Perry 2012; Perry 2013).

However, little is known about the extent to which such effects might be differentially distributed across specific development situations, various community contexts, or specific subsets of local populations. For example, perceptions that OGD has or will give rise to environmental contamination and resulting health and safety risks might vary depending on the scale of development or the locations of development infrastructure in relation to residential areas. Disruptive effects on local social organization might vary across communities, depending on their patterns of historical or recent experience with resource development. Effects involving

dissatisfaction, distrust, and conflict might be different in areas characterized by “split estate” patterns of land and resource ownership versus areas where landowners tend also to own the underground mineral rights. Effects might also vary across segments of local populations that vary in their likelihood of experiencing financial or other benefits associated with the development or in their access to financial and social resources — which might result in differential vulnerabilities to a variety of disruptive social and psychological effects. Information about the factors that contribute to impacts on individual-level social and psychological well-being and on community-level social organization might help local governments, service providers, and community organizations design and implement intervention strategies that could potentially reduce the severity of these impacts.

**Research Goals and Examples of Research Activities:** The goals of research would be to measure an array of social and psychosocial dimensions of individual and community well-being across a range of settings where OGD is occurring and to determine whether and to what extent such development might contribute to changes in well-being. Multiple well-being indicators should be measured. Examples of individual-level indicators include perceived stress levels, levels of interpersonal familiarity, perceived social integration, levels of community attachment and satisfaction, levels of trust or distrust toward other residents, levels of trust/distrust in organizations considered to have responsibility for OGD activities and decision-making, fear of crime, and perceptions of health and safety risks related to OGD activities. Examples of community-level indicators include local crime rates and trends, alcohol and substance abuse levels and trends, overall levels of participation in community activities and organizations, levels of social conflict, and the extent to which there is evidence of collective action or coordinated organizational responses directed at addressing local problems or other issues of common interest and concern. Research designs would need to include multiple study areas selected to represent a range of development contexts (e.g., the scale of OGD; proximity of OGD to surrounding communities, various patterns of land and mineral rights ownership, and extent of past local experience with oil and gas or other resource development). In addition, research designs would need to incorporate longitudinal data collection and analysis procedures to assess possible changes in well-being over time and across the phases of OGD. A mixed-methods research approach will likely be required, with possible inclusion of representative surveys of community residents and knowledgeable local key informants, qualitative interviews or focus groups, and systematic analyses of media reports and selected public data and documents.

**Community services and infrastructure:** What are the impacts of OGD on community-level infrastructure and public and private-sector service provision? How do such impacts vary in relation to the level and phase of development, proximity to development, and specific community characteristics (e.g., population size, location in relation to surrounding communities, and areas of population concentration)?

**Background:** Oil and gas development might have impacts on an array of primarily public-sector facilities and services that are typically the responsibility of local and state government and on certain aspects of infrastructure and services that might be more closely linked to private-sector businesses and organizations. For example, there is considerable evidence that OGD is leading to adverse impacts on road systems, traffic levels, and transportation safety in many locations (Brasier et al. 2011; Schafft et al. 2014; Muehlenbachs and Krupnick 2013). There is

also evidence that some areas experience rapid growth effects associated with workforce immigration, resulting in pressures on housing supply, public safety services, medical services, and other components of local infrastructure and service provision conditions (Brasier et al. 2011; Jacquet 2014; Williamson and Kolb 2011). However, the extent of such effects is likely highly variable. For example, the capacity of roads to accommodate large volumes of heavy truck traffic varies across areas where OGD occurs. Development occurring within reasonable commuting distances of larger cities or other areas with substantial populations would likely lead to fewer rapid growth effects and associated demands on housing, infrastructure and services than would development that occurs in more remote areas with smaller, more isolated populations.

In addition, the nature and extent of these growth effects can be expected to vary with the scale and phase of development. They can also be expected to change over time as a result of shifting workforce characteristics and adaptive responses of local governments and other service providers. Research is needed to determine the nature of these relationships and to identify the characteristics of communities and OGD contexts likely to be most vulnerable to disruptive growth effects. Such information might improve our ability to predict probable impact levels in communities where large-scale OGD is anticipated or being initiated and to contribute to more effective responses by the relevant public and private-sector organizations.

**Research Goals and Examples of Research Activities:** The goals of research would be to measure a broad array of community-level infrastructure and service provision conditions and trends across a range of settings where OGD is occurring and to determine whether and to what extent such development might contribute to reduced quality or levels of service provision or to inadequate or deteriorated infrastructure. Examples of potentially important indicators include housing availability and pricing, occurrence of substandard housing, trends in public school enrollment, traffic levels compared with the capacity of area roads and highways, rates of traffic accidents, levels of public safety and emergency-response services (e.g., police protection) compared with established standards, and demand for health care services compared with established standards. The research would need to include multiple study areas representing a range of OGD contexts (e.g., the scale of OGD activities, proximity of the activities to nearby communities, size of the nearby communities, spatial distribution of local populations, proximity of the OGD activities to regional populations, and workforce availability). In addition, the research would need to collect and analyze longitudinal data to allow assessment of possible changes in the effects of OGD activities over time and across the phases of the OGD. A mixed-methods research approach will likely be required, with possible inclusion of purposive-sample surveys of knowledgeable local key informants, qualitative interviews or focus groups, and systematic analyses of selected public and organizational data and documents.

**Community planning and resiliency:** How can communities better anticipate, prepare for, adapt to, and respond effectively to growth effects and other impacts of OGD?

**Background:** Many communities might be poorly prepared to meet the challenges posed by OGD. This lack of preparedness might result from limited access to information about the effects of OGD and the response options, a lack of expertise and training among local public officials, legal or political restrictions on the use of local ordinances to control or manage development activities, inadequate communications between local communities and industry operators or



other external organizations, limited local capacity to engage effectively in governance processes, or inadequate access to other needed resources. Research is needed to identify the most important barriers to effective community responses and the most effective practices for enhancing the resiliency of communities that experience stressors resulting from OGD.

Lack of access to funding needed to prepare for and address impacts is one such barrier. The ability of local governments to respond to OGD-induced needs for road maintenance and improvements, expansion of public education, and increased law enforcement and other public-safety services depends on their ability to obtain the needed funding. However, there is evidence that the ability of affected communities and service providers to obtain such funding varies as a result of differing state and local policies about the levying of taxes and fees related to OGD and the distribution of funds to local governments, school districts, and other entities (Brasier et al. 2011; Jacquet 2014; Jacquet et al. 2014; Schafft et al. 2013).

There are also questions about the extent to which the timing of impacts and the availability of funds might leave communities unable to respond effectively during the period when the impacts become most critical and about mechanisms that might help to alleviate these problems. There are also situations in which the flow of funds to certain units of government might not coincide with the jurisdictions in which the impacts are most concentrated.

In addition, local officials and residents in some areas experiencing OGD have expressed concerns about a lack of opportunity to exercise meaningful local control over where and how OGD activities occur (e.g., an inability to apply zoning ordinances). Research has documented widespread distrust of the industry, state agencies, local governing bodies and officials, and other organizations that have control over decisions about resource development activities (Ladd 2013; Brasier et al. 2011; Jacquet 2014; Theodori et al. 2013). Research has also documented related problems of increased feelings of frustration and powerlessness among area residents and leaders as well as widespread distrust and conflict among residents who have differing views about the consequences of development in their community. Increasing local government consultation and creating opportunities for a more collaborative engagement of local residents and community leaders in decision-making about resource development, post-development planning, and impact monitoring might address the capacity of local communities to respond effectively (see Equitable Origin 2015 and ANSI/API Bulletin 100-3, Community Engagement Guidelines).

**Research Goals and Examples of Research Activities:** The goals of research would include a systematic identification of key barriers to effective community anticipation of, preparedness for, and adaptive response to the growth effects and other impacts of OGD on individual and community well-being. The research would also need to identify a variety of possible strategies and practices for enhancing local capacity to prepare for and respond to OGD, evaluate their potential effectiveness, and assess the feasibility of implementing these practices across a range of development settings with differing economic, social, political, and legal circumstances. A mixed-methods approach would likely be required, with possible inclusion of purposive-sample surveys of knowledgeable local key informants or expert panels; qualitative interviews or focus groups involving community leaders, planning professionals, and industry representatives; and systematic reviews of relevant state and local policies and procedures.



**Community well-being and health effect interactions:** In what ways and to what extent are community-level social and psychosocial impacts of OGD associated with adverse physical and mental health consequences and increased use of medical and mental health services?

**Background:** The literature about the social and psychosocial effects of large-scale resource development (and some types of technologic hazards) — as well as some literature specifically about OGD — suggests that affected populations might experience a variety of stressors as a result of disruptive changes to local social organization. Reduced levels of social integration, altered patterns of civic engagement, community conflict, decreased levels of interpersonal and organizational trust, and other structural-level changes can contribute to “corrosive” community outcomes and an overall deterioration of social capital (Jacquet 2014; Perry 2013). These effects may contribute in turn to chronic stress effects and related adverse health outcomes. However, little is known about the ways in which stress effects and possible health outcomes might vary across communities, population segments, and OGD contexts.

As outlined earlier in the section on psychological stress, a growing literature suggests that chronic stress can lead to a range of biological changes and health effects. Conditions linked to OGD that adversely affect local quality of life, disrupt local social organization and community relations, heighten risk perception, and contribute to feelings of powerlessness, dissatisfaction, and vulnerability among area residents might lead to increased levels of perceived stress and to measurable changes in biological stress responses. Chronic stress itself can lead to poor health either directly (by way of stress response mechanisms) or indirectly (by way of increased perceptions of adverse health effects).

Research is needed to identify and quantify how social and psychosocial changes in communities affected by OGD might contribute to the occurrence of stress-related physical and mental health effects. If these effects occur, they might increase demands on local health care providers that might already be experiencing strains associated with workforce injuries and the kinds of development-induced growth effects outlined earlier in the section on community services and infrastructure. By identifying factors that either exacerbate or mitigate the occurrence of adverse health effects, interventions and prevention strategies can be developed and applied.

**Research Goals and Examples of Research Activities:** The research would build on the data collection and analysis described earlier for social and psychosocial effects, and would collect data on the occurrence of and trends in physical and mental health outcomes in order to explore the possibility that reductions in community-level well-being may be associated with increases in adverse physical and mental health effects. The research would include representative sample surveys of residents measuring perceived physical health and self-reported physical health symptoms, perceived stress, and perceived mental health and self-reported mental health symptoms. It would also collect and analyze aggregate-level data about the levels and patterns of diagnosis and treatment of these health issues by local health care providers. The research would need to include multiple study areas representing a range of development contexts (e.g., scale of OGD activities, proximity of the activities to nearby communities, patterns of land and mineral rights ownership, and extent of past local experiences with OGD or other resource development). In addition, the research would need to collect and analyze longitudinal data to allow assessment of possible changes in well-being over time and across the phases of OGD.

## 4. RESEARCH RECOMMENDATIONS

After its review and analysis of current knowledge of the potential impacts of OGD (Appendix C) and its formulation of recommended research questions (Section 3), the Committee set about to identify the highest-priority questions for moving forward.

### 4.1 RELATIONSHIPS AMONG RECOMMENDED RESEARCH TOPICS

The research questions fall into three general areas of research: (1) stressor and exposure characterization, (2) health and well-being assessment, and (3) evaluation of most-effective practices. The Committee recommends pursuing research in each of these areas. In particular, questions about stressor and exposure characterization are useful in addressing questions about health and well-being. Research on management practices can help prevent or reduce impacts in advance of waiting for the results of lengthy health studies.

Although the research questions cannot all be pursued at the same time, the research does not need to be carried out in a linear time frame. For example, all exposures do not need to be quantified before determining relationships between exposure and biological response (although both of these components are needed before quantitatively characterizing risks). Rather, the individual research activities can be carried out in parallel and sequenced as needed to support effective analysis of risks and health outcomes. In fact, such a parallel and sequenced execution will be important to achieve results in a timely fashion.

### 4.2 PRIORITIZING THE RECOMMENDATIONS

The Committee recognized that funding organizations, stakeholders, and researchers will have different perspectives on which research questions are most important. Some might assign priority to the research with greater relevance to the Appalachian region than to other regions. Others might assign priority to the research that can leverage work in Appalachia to answer questions nationally. Still others might assign priority to research that can provide useful results relatively quickly. Knowing this, the Committee prioritized the research questions from several perspectives, as reflected in the seven criteria presented in Section 2.

The Committee deemed all research questions to be important topics of inquiry, although not necessarily of equal importance. They are broadly applicable to Appalachia and other regions, although the importance of the questions likely varies by region. Further, the questions collectively indicate data gaps in the literature; they are not findings of impacts. In addition, the Committee identified several themes that pertain to multiple research questions (Table 4-1). Throughout its deliberations, the Committee stressed the need to account properly for these cross-cutting themes in research conducted in response to the Research Agenda. The research should also contribute to an improved understanding of these themes.

**Table 4-1. Cross-cutting themes that pertain to multiple research questions.** These cross-cutting themes should be accounted for in designing studies completed in response to this Research Agenda. The research should contribute to an improved understanding of these themes.

Cross-Cutting Theme	Description
Background conditions	<p>Many of the potential stressors and impacts associated with OGD have other sources:</p> <ul style="list-style-type: none"> <li>▪ Natural sources (e.g., methane from biological sources or natural fracture migration from depth)</li> <li>▪ Anthropogenic sources (e.g., conventional oil and gas development, orphaned and abandoned wells, active coal mines or abandoned mines, landfills, power plants, vehicle emissions, and long-range transport).</li> </ul>
Variability	<p>Several factors related to potential impacts can vary considerably:</p> <ul style="list-style-type: none"> <li>▪ Spatial variability (e.g., geology, industry practice across regions, location of OGD operations relative to surrounding communities and ecosystems)</li> <li>▪ Temporal variability (e.g., changes to industry practice over time, duration of development)</li> <li>▪ Individual- (e.g., human and ecological exposure and susceptibility) and community-level (e.g., the social and health status of local communities)</li> <li>▪ OGD facility variability (e.g., compressor stations, processing plants, etc.)</li> </ul>
Permitted, accidental, and unauthorized releases of stressors to the environment	<p>Stressors entering the environment might lead to potential impacts</p> <ul style="list-style-type: none"> <li>▪ Stressors intentionally released in accordance with applicable regulations (e.g., permitted discharges to surface water, equipment emissions to ambient air, vehicle emissions).</li> <li>▪ Stressors released through illegal or poor practices (e.g., improper waste disposal or accidental releases).</li> </ul>
Benefits of OGD	<p>In some cases, the potential impacts of OGD could be interconnected with potential benefits. Some examples:</p> <ul style="list-style-type: none"> <li>▪ Improvements to local infrastructure could decrease traffic injuries over the long-term.</li> <li>▪ Expansion of medical facilities in response to an influx of workers could improve access to healthcare.</li> </ul>

Funding for research to answer these questions, like that for all scientific research, is limited. The Committee therefore used its criteria to identify 13 research questions that should be given priority consideration for initial funding. The 13 research questions are summarized in Table 4-2. Questions are grouped by the three general areas of research (i.e., stressor and exposure characterization, health and well-being assessment, and evaluation of management practices). Within the three general areas of research, the questions are listed in alphabetical order and accompanied by brief descriptions. These research questions of overarching importance target a better understanding of exposure, risk, and effects from a broad spatial and substantive perspective. The Committee concluded that an effective research program should include the 13 questions of overarching importance.

**Table 4-2. Synopses of the 13 research questions of overarching importance <sup>(1)</sup>.**

Research Topic	Summary
<b>Stressor and Exposure Characterization</b>	
Chemical toxicity (human and ecological)	Adequate toxicity information does not exist for some components of hydraulic fracturing fluid and related wastewater. The initial goal of research would be to improve the understanding of the composition of these fluids. The goal of subsequent research would be to conduct toxicological evaluations where exposure information suggests that such evaluations would be helpful to decision-making about the protection of human and ecological health.
Local air quality	OGD emissions might affect air quality. The goal of research would be to quantify the contribution of emissions from OGD to local concentrations of a wide range of air pollutants.
Total human exposure	People might be exposed to a range of OGD-related health stressors, depending on the effectiveness of industry and regulatory protocols. The goal of research would be to identify these exposures and, for any of potential concern, to use rigorous methods to quantify them.
Water quality	Reports of surface water and groundwater contamination allegedly caused by OGD have garnered much public attention. The goal of research would be to quantify any contribution of OGD to short- and long-term trends in the quality of water resources.
<b>Health and Well-Being Assessment</b>	
Ecological health effects (landscape change)	OGD can result in physical (e.g., habitat fragmentation) and sensory (e.g., increased light) changes to landscapes. The goal of research would be to quantify the contribution of OGD to short- and long-term landscape changes and any resulting ecological risks.
Public health effects (air exposure)	Emissions associated with OGD might lead to changes in local and regional air quality. The goal of research would be to determine whether local and regional variations in OGD-related airborne exposures are associated with health effects.
Public health effects (drinking water exposure)	The scientific literature and popular press reflect concern about OGD-contaminated drinking water. The goal of research would be to conduct population-based studies of health effects; these studies would focus on any quantified exposures of concern from high-quality studies of potential OGD-affected drinking water.
Public health effects (near-term studies)	Uncertainty about potential short- and long-term health effects related to OGD has led to community concern. The goal of research would be to determine, through systematic research, whether nearby communities are at increased risk for adverse health effects. If an increased risk is identified, further research would then investigate the extent to which any such health effects are attributable to OGD-related stressors.
Social and psychosocial effects	OGD might cause adverse social and psychosocial impacts. The goal of research would be to determine whether and to what extent OGD might contribute to changes in individual and community well-being.
Worker health effects (chemical and radiation)	The OGD work environment can involve various health stressors, with exposure dependent on use of personal protective equipment and other health and safety protocols. The goal of research would be to characterize and identify techniques for mitigating acute and chronic exposures of potential concern that are not already addressed by industry and regulatory protocols.
<b>Evaluation of Most-Effective Practices</b>	
Accidental waste release	OGD wastes can be released to the environment as a result of spills, leaks, blowouts, and other accidents. The goal of research would be to understand the nature of potential impacts from the accidental releases and how they might be prevented or reduced.
Permitted waste management	OGD generates solid and liquid wastes (e.g., produced water, drill cuttings, and drilling fluids). The goal of research would be to determine the potential for impacts from approved disposal of OGD wastes and the most effective practices for managing the wastes.
Wellbore integrity	A tremendous amount of guidance exists to support the planning, design, and execution of well construction to prevent gas and fluids from escaping the wellbore. The goal of research would be to determine whether guidance is being broadly and effectively implemented and is sufficient to ensure the lifetime integrity of wellbores as OGD technology and practices evolve.
<sup>(1)</sup> The cross-cutting themes in Table ES-1 should be accounted for in designing studies completed in response to this Research Agenda. The research should contribute to an improved understanding of these themes.	

## 4.3 SUMMARY

Based on its criteria, the Committee recommends that a research program arising from this Research Agenda focus on the questions deemed to be of overarching importance (Table 4-4). As noted above, these questions target a better understanding of exposure, risk, and effects from a broad spatial and substantive perspective. Collectively, answers to these questions would provide the knowledge needed to answer the most important questions about the potential impacts of OGD. Ideally, research would be pursued to answer the other 22 questions (Table 4-5). And as noted earlier, most important question would likely vary by region and decision-making purpose

This Research Agenda is intended to identify opportunities for government, the oil and gas industry, nongovernmental organizations, and academics to work cooperatively toward improving the understanding of potential impacts and making further advances in minimizing or preventing them. It also serves as a framework within which existing research efforts fit. In fact, there is a substantial amount of concordance between the Committee's 35 research questions and research recommendations in the peer-reviewed literature (Appendix A) as well as overlap with ongoing research programs. The Research Agenda should therefore be implemented in careful coordination with others working actively in this area. The Committee anticipates that the Research Agenda will be used by researchers and those who fund them as well as by regulators, the oil and gas industry, environmental organizations, public health experts, and other stakeholders to inform policy development in this important area.

**Table 4-3. The 13 research topics of overarching importance.**

General Area of Research	Purpose	Research Topic
Stressor and Exposure Characterization	To improve understanding of whether exposures of potential concern are occurring	Chemical toxicity (human and ecological) Local air quality Total human exposure Water quality
Health and Well-Being Assessment	To improve understanding of whether potential human health, ecological health, and well-being effects are occurring	Ecological health effects (landscape change) Public health effects (air exposure) Public health effects (drinking water exposure) Public health effects (near-term studies) Social and psychosocial effects Worker health effects (chemical and radiation)
Evaluation of Most-Effective Practices	To enhance practices that minimize or prevent impacts	Accidental waste release Permitted waste management Wellbore integrity

**Table ES-4. The 22 other research topics.**

General Area of Research	Purpose	Research Topic
Stressor and Exposure Characterization	To improve understanding of whether exposures of potential concern are occurring	Climate forcer emissions <sup>(1)</sup> , human biomonitoring, indoor air radon, regional air quality, induced seismicity causes, super-emitter emissions, stream low-flow, and water quality diagnostics
Health and Well-Being Assessment	To improve understanding of whether potential human health, ecological health, and well-being effects are occurring	Community well-being and health effect interactions, community services and infrastructure, ecological health effects (chemical and radiation), ecological health effects (cumulative), public health effects (long-term studies), public health effects (psychological stress), worker health effects (noise, vibration, and physical hazards)
Evaluation of Most-effective Practices	To enhance practices that minimize or prevent impacts	Air quality control, community planning and resiliency, ecological health effects (mitigation), induced seismicity prevention, water transport, wellbore diagnostics, and workplace organization
<p><sup>(1)</sup> This research question is not deemed urgent for understanding the local and regional impacts that the Committee was charged with evaluating. However, it is an important question for understanding potential impacts on the global climate.</p>		



## 5. IMPLEMENTATION OF THE RESEARCH AGENDA

In this draft Research Agenda, the Committee has formulated a comprehensive and prioritized set of key research questions designed to find answers about the potential impacts of OGD on human health and well-being, communities, ecologic health, and the environment. This Research Agenda is intended to help guide timely, high-quality implementation of the highest-priority research. The findings should inform decision-making such that the potential benefits of OGD can be maximized while the potential impacts are minimized or prevented. The achievement of these goals will require three principal steps:

- Organize the research program for maximum quality, credibility, and impact;
- Identify the funding needed to implement, produce, and disseminate the research; and
- Establish and follow a timeline for implementing the most time-sensitive research.

### 5.1 TIMELINE

In practical terms, the implementation of a program of high-priority research requires choices about which research questions can be pursued right away and which can only be pursued later, after the necessary data and information are obtained from the earlier research.

The research needed to address some of the human and ecological health issues, for example, is outlined in Figure 5-1 as a series of phased steps over time. Certain research activities (e.g., the detailed exposure assessments and enhanced near-term health and ecological impact studies using existing data) could begin immediately. Others (e.g., the long-term, higher-quality impact studies) would involve initial planning, such as identifying the study populations, and could then be fully implemented once the detailed exposure assessments are underway.

Other research activities (e.g., the laboratory and field toxicity studies) could be implemented in parallel with the detailed exposure assessments. They could be conducted in time to feed into both the near-term decisions as well as the design of the long-term human and ecological impact studies. Once the research efforts have been organized and funding has been obtained (see following sections), the timeline would be used as the strategic action plan for getting the research underway.

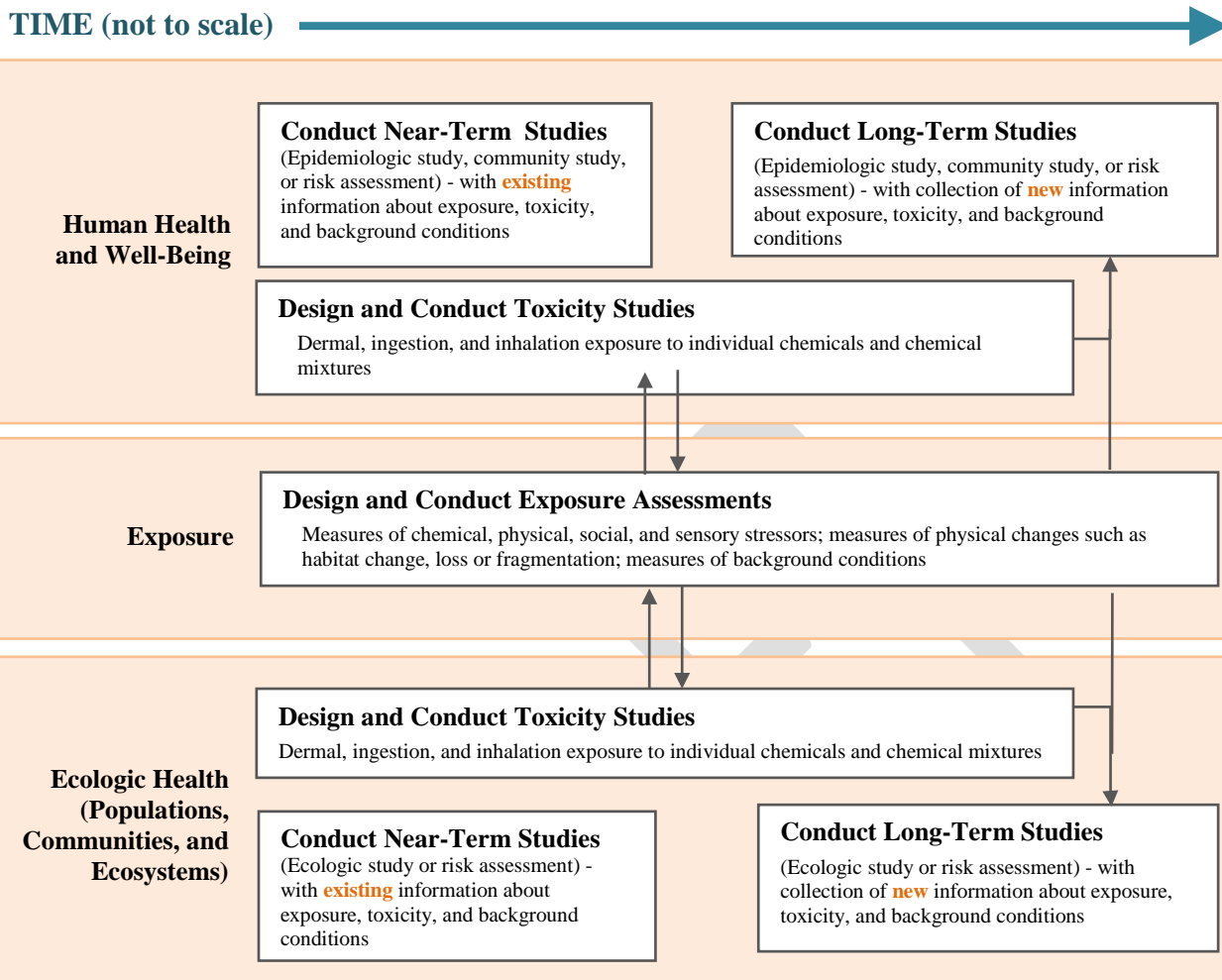


Figure 5-1. An example of research activities that will need to be sequenced.

## 5.2 ORGANIZING FOR QUALITY AND CREDIBILITY

High quality research can be obtained in a number of ways. Given the complex and often controversial circumstances in which OGD is taking place, implementation of the Research Agenda will be most credible to a broad range of stakeholders if it is funded and overseen in a manner that leads to research of the highest quality, impartiality, and relevance. The success of the effort will depend strongly on cooperation among government, industry, and other stakeholders to create an environment of trust in which research can be conducted and the results can be relied on to support sound decision-making. This approach depends on four elements:

- **Governance and Funding:** Governance of the research program should be independent of its sponsors or other interested parties and be managed by an impartial research organization. Core funding should be balanced with sponsorship by industry, government, and possibly foundations and other sources. Ideally, funding should be

provided for institutional and long-term support in the fulfillment of the Research Agenda outlined here and for other research topics and needs as they arise.

- **High-Quality Science:** The research should be overseen by a research committee and a review committee, each composed of leading scientists in various fields relevant to the Research Agenda. Members should be vetted to ensure that the research and review of results are carried out impartially. The research committee should competitively select studies for funding. The review committee, having no involvement in the selection, design, or oversight of the studies, should comprehensively review the studies for quality and technical rigor.
- **No Advocacy:** The mission of this independent research effort should be to produce the best science needed to make better informed decisions, without advocating policy positions.
- **Communication:** The research organization should communicate results widely and transparently, make the underlying data available, and disseminate comprehensive reports — including all results, both positive and negative — to the widest possible audience at no cost.

A key challenge, given the existence of numerous research questions in a period of potentially rapid growth in OGD, will be to ensure the prompt startup of the research program proposed here, with a strong emphasis throughout on streamlining every part of the program to help ensure the shortest possible turnaround in obtaining answers to the key questions. The need for timely results would also argue for relying, as far as possible, on existing research organizations to expedite implementation.

### **5.3 FUNDING**

The success of this comprehensive Research Agenda will depend strongly on the identification of significant and balanced funding and careful coordination with ongoing research efforts, such as the federal Multi-Agency Collaboration on Unconventional Oil and Gas Research and the National Institute of Environmental Health Sciences. Although the Committee was not charged with specifying detailed budgets for the research program, it made the following three funding recommendations in support of the successful implementation of the Research Agenda:

- The Committee recommends, and hopes, that elements of the Research Agenda will be taken up as priorities for funding by appropriate government agencies, such as the National Institute for Occupational Health Science (NIOSH) for worker health effects, and the Department of Energy National Energy Technology Laboratory for wellbore integrity.
- The Committee recommends that some of the high-priority exposure and impact studies be funded and implemented as integrated research programs — that is, as programs whose elements are funded as whole and executed in parallel (as shown in Figure 5-1) instead of being separately funded by disparate organizations.
- In pursuit of such integrated research programs, the Committee recommends, and hopes, that government and industry entities might choose to identify a major portion of this

Research Agenda for funding, such as the overarching human exposure and health topics. Such funding can provide the impetus for establishing a new, integrated research program to specifically address those questions.

In view of the importance of implementing the Agenda as quickly as possible, HEI has already begun an active program of outreach to key potential partners and sources of funding from government, industry and the foundation community..

## **5.4 MOVING FORWARD**

HEI will be submitting this draft Research Agenda to peer review. In addition, the Committee requests comments on this draft Research Agenda from you and other members of the broad stakeholder community by August 14, 2015. The Committee will carefully consider all public comments in formulating the final Research Agenda for release in early fall 2015.

DRAFT

## 6. REFERENCES

- Abadie A. 2005. Semiparametric Difference-in-Differences Estimators. *The Review of Economic Studies* 72:1-19.
- Abrahams LS, Griffin WM, Matthews HS. 2015. Assessment of policies to reduce core forest fragmentation from Marcellus shale development in Pennsylvania. *Ecological Indicators* 52:153-160.
- Allred BW, Smith WK, Twidwell D, Haggerty JH, Running SW, Naugle DE, Fuhlendorf SD. 2015. Ecosystem services lost to oil and gas in North America. *Science (New York, NY)* 348:401-402.
- American Chemistry Council. 2014. Year-End 2014 Chemical Industry Situation and Outlook: American Chemistry Builds Momentum. Available: <http://files.clickdimensions.com/americanchemistrycom-avo5d/files/year-end2014situationandoutlookf6c2.pdf>.
- American Petroleum Institute. 2015. Hydraulic Fracturing: Unlocking America's Natural Gas Resources. Washington, DC. Available: [http://www.api.org/~media/Files/Policy/Exploration/HYDRAULIC\\_FRACTURING\\_PRIMER.aspx](http://www.api.org/~media/Files/Policy/Exploration/HYDRAULIC_FRACTURING_PRIMER.aspx).
- Baldassare FJ, McCaffrey MA, Harper JA. 2014. A geochemical context for stray gas investigations in the northern Appalachian Basin: Implications of analyses of natural gases from Neogene-through Devonian-age strata. *AAPG bulletin* 98:341-372.
- Brantley SL, Yoxtheimer D, Arjmand S, Grieve P, Vidic R, Pollak J, Llewellyn GT, Abad J, Simon C. 2014. Water Resource Impacts during Unconventional Shale Gas Development: the Pennsylvania Experience. *International Journal of Coal Geology*.
- Brasier KJ, Filteau MR, McLaughlin DK, Jacquet J, Stedman RC, Kelsey TW, Goetz SJ. 2011. Residents' Perceptions of Community and Environmental Impacts from Development of Natural Gas in the Marcellus Shale: A Comparison of Pennsylvania and New York Cases. *Journal of Rural Social Sciences* 26:32-61.
- Brittingham MC, Maloney KO, Farag AM, Harper DD, Bowen ZH. 2014. Ecological Risks of Shale Oil and Gas Development to Wildlife, Aquatic Resources and their Habitats. *Environmental science & technology*.
- Brown D, Weinberger B, Lewis C, Bonaparte H. 2014. Understanding exposure from natural gas drilling puts current air standards to the test. *Reviews on environmental health*.
- Brufatto C, Cochran J, Conn L, Power D, El-Zeghaty SZAA, Fraboulet B, Griffin T, James S, Munk T, Justus F. 2003. From mud to cement—building gas wells. *Oilfield Review* 15:62-76.

Bureau of Land Management. 2015. Oil and Gas; Hydraulic Fracturing on Federal and Indian Lands; Final Rule 43 CFR Part 3160:Federal Register.

Capo RC, Stewart BW, Rowan EL, Kolesar Kohl CA, Wall AJ, Chapman EC, Hammack RW, Schroeder KT. 2014. The strontium isotopic evolution of Marcellus Formation produced waters, southwestern Pennsylvania. *International Journal of Coal Geology* 126:57-63.

Chapman EC, Capo RC, Stewart BW, Kirby CS, Hammack RW, Schroeder KT, Edenborn HM. 2012. Geochemical and Strontium Isotope Characterization of Produced Waters from Marcellus Shale Natural Gas Extraction. *Environmental science & technology* 46:3545-3553.

Cohen S, Janicki-Deverts D, Doyle WJ, Miller GE, Frank E, Rabin BS, Turner RB. 2012. Chronic stress, glucocorticoid receptor resistance, inflammation, and disease risk. *Proceedings of the National Academy of Sciences* 109:5995-5999.

Considine TJ. 2010. The Economic Impacts of the Marcellus Shale: Implications for New York, Pennsylvania, and West Virginia - A Report to The American Petroleum Institute. American Petroleum Institute. Laramie, WY.

Crain E. 2000. Crain's petrophysical handbook. Spectrum.

Darrah TH, Vengosh A, Jackson RB, Warner NR, Poreda RJ. 2014. Noble gases identify the mechanisms of fugitive gas contamination in drinking-water wells overlying the Marcellus and Barnett Shales. *Proceedings of the National Academy of Sciences*.

Davies RJ, Almond S, Ward RS, Jackson RB, Adams C, Worrall F, Herringshaw LG, Gluyas JG, Whitehead MA. 2014. Oil and gas wells and their integrity: Implications for shale and unconventional resource exploitation. *Marine and Petroleum Geology* 56:239-254.

Drohan P, Brittingham M. 2012. Topographic and soil constraints to shale-gas development in the northcentral Appalachians. *Soil Science Society of America Journal* 76:1696-1706.

EDF. 2015. Extensive research effort tackles methane leaks. Available: <http://www.edf.org/climate/methane-studies>. Accessed February 23, 2015.

Environmental Law Institute, Washington and Jefferson College Center for Energy Policy and Management. 2014. Getting the Boom without the Bust: Guiding Southwest Pennsylvania Through Shale Gas Development.

Epel ES, Blackburn EH, Lin J, Dhabhar FS, Adler NE, Morrow JD, Cawthon RM. 2004. Accelerated telomere shortening in response to life stress. *Proc Natl Acad Sci U S A* 101:17312-17315.

Equitable Origin. 2015. Equitable Origins Standard for Shale Oil and Gas Operations Available: <http://www.equitableorigin.org/eo100-standard/shale/>.



Esswein EJ, Breitenstein M, Snawder J, Kiefer M, Sieber WK. 2013. Occupational exposures to respirable crystalline silica during hydraulic fracturing. *Journal of occupational and environmental hygiene* 10:347-356.

Esswein EJ, Snawder J, King B, Breitenstein M, Alexander-Scott M, Kiefer M. 2014. Evaluation of Some Potential Chemical Exposure Risks During Flowback Operations in Unconventional Oil and Gas Extraction: Preliminary Results. *Journal of Occupational and Environmental Hygiene*:D174-D184.

Fan ZJ, Bonauto DK, Foley MP, Silverstein BA. 2006. Underreporting of work-related injury or illness to workers' compensation: individual and industry factors. *J Occup Environ Med* 48:914-922.

Gabbay DS, De Roos F, Perrone J. 2001. Twenty-foot fall averts fatality from massive hydrogen sulfide exposure. *The Journal of Emergency Medicine* 20:141-144.

Goldstein BD, Brooks BW, Cohen SD, Gates AE, Honeycutt ME, Morris JB, Orme-Zavaleta J, Penning TM, Snawder J. 2014. The Role of Toxicological Science in Meeting the Challenges and Opportunities of Hydraulic Fracturing. *Toxicological Sciences* 139:271-283.

Gradient. 2013. National Human Health Risk Evaluation for Hydraulic Fracturing Fluid Additives. Gradient. Cambridge, MA.

Graham J, Irving J, Tang X, Sellers S, Crisp J, Horwitz D, Muehlenbachs L, Krupnick A, Carey D. 2015. Increased traffic accident rates associated with shale gas drilling in Pennsylvania. *Accident Analysis & Prevention* 74:203-209.

Hendrickson RG, Chang A, Hamilton RJ. 2004. Co-worker fatalities from hydrogen sulfide. *American journal of industrial medicine* 45:346-350.

Hill EL. 2013. Shale Gas Development and Infant Health: Evidence from Pennsylvania. Cornell University, Ithaca, NY.

Houston Advanced Research Center. 2015. Developing Methane Sensors for Leak Detection in Oil and Gas Operations. Available: [http://www.harc.edu/work/Developing\\_Methane\\_Sensors\\_for\\_Leak\\_Detection\\_Oil\\_Gas\\_Operations](http://www.harc.edu/work/Developing_Methane_Sensors_for_Leak_Detection_Oil_Gas_Operations). Accessed July 23, 2015.

Jackson RB, Vengosh A, Carey JW, Davies RJ, Darrah TH, O'Sullivan F, Pétron G. 2014. The Environmental Costs and Benefits of Fracking. *Annual Review of Environment and Resources*.

Jackson RB, Vengosh A, Darrah TH, Warner NR, Down A, Poreda RJ, Osborn SG, Zhao K, Karr JD. 2013. Increased stray gas abundance in a subset of drinking water wells near Marcellus shale gas extraction. *Proceedings of the National Academy of Sciences* 110:11250-11255.

Jacquet J, Kay DL, Ramsey D. 2014. The unconventional boomtown: Updating the impact model to fit new spatial and temporal scales. *Journal of Rural and Community Development* 9:1-23.

Jacquet JB. 2014. Review of Risks to Communities from Shale Energy Development. *Environmental science & technology*.

Jemielita T, Gerton GL, Neidell M, Chillrud S, Yan B, Stute M, Howarth M, Saberi P, Fausti N, Penning TM, Roy J, Propert KJ, Panettieri RA, Jr. 2015. Unconventional Gas and Oil Drilling Is Associated with Increased Hospital Utilization Rates. *PLoS ONE* 10:e0131093.

Johnson N, Gagnolet T, Ralls R, Zimmerman E, Eichelberger B, Tracey C, Kreidler G, Orndorff S, Tomlinson J, Bearer S. 2010. Pennsylvania Energy Impacts Assessment Report 1: Marcellus Shale Natural Gas and Wind. Harrisburg, PA, US: The Nature Conservancy-Pennsylvania Chapter.

Kang M, Baik E, Miller AR, Bandilla K, Celia M. 2015. Effective permeabilities of abandoned oil and gas wells: Analysis of Data from Pennsylvania. *Environmental science & technology*.

Kang M, Kanno CM, Reid MC, Zhang X, Mauzerall DL, Celia MA, Chen Y, Onstott TC. 2014. Direct measurements of methane emissions from abandoned oil and gas wells in Pennsylvania. *Proceedings of the National Academy of Sciences* 111:18173-18177.

Kell S. 2011. State Oil and Gas Agency Groundwater Investigations: And Their Role in Advancing Regulatory Reform; a Two-state Review, Ohio and Texas. GWPC.

Kelsey TW, Shields M, Ladlee JR, Ward M. 2011. Economic Impacts of Marcellus Shale in Susquehanna County: Employment and Income in 2009. Marcellus Shale Education and Teaching Center. University Park, PA.

King B, Esswein E, Retzer K, Snawder J, Ridl S, Breitenstein M, Alexander-Scott M, Hill R. 2015. UPDATE: Reports of Worker Fatalities during Manual Tank Gauging and Sampling in the Oil and Gas Extraction Industry. OSHA 3763-12 2014. Available: <http://blogs.cdc.gov/niosh-science-blog/2015/04/10/flowback-3/>.

King GE. 2012. Hydraulic Fracturing 101: What Every Representative Environmentalist Regulator Reporter Investor University Researcher Neighbor and Engineer Should Know About Estimating Frac Risk and Improving Frac Performance in Unconventional Gas and Oil Wells. Presented at SPE Hydraulic Fracturing Technology Conference. Society of Petroleum Engineers.

King GE, King DE. 2013. Environmental Risk Arising From Well-Construction Failure-- Differences Between Barrier and Well Failure and Estimates of Failure Frequency Across Common Well Types Locations and Well Age. *SPE Production & Operations* 28:323-344.

- Korfmacher K, Gray K, Haynes E. 2014. Health impacts of unconventional oil and gas development: A comparative assessment of community information needs in New York, North Carolina, and Ohio. University of Rochester  
University of North Carolina  
University of Cincinnati
- Ladd AE. 2013. Stakeholder Perceptions of Socioenvironmental Impacts from Unconventional Natural Gas Development and Hydraulic Fracturing in the Haynesville Shale. *Journal of Rural Social Sciences* 28:56-89.
- Ladd AE. 2014. Environmental Disputes and Opportunity-Threat Impacts Surrounding Natural Gas Fracking in Louisiana. *Social Currents* 1:293-311.
- Llewellyn GT, Dorman F, Westland JL, Yoxtheimer D, Grieve P, Sowers T, Humston-Fulmer E, Brantley SL. 2015. Evaluating a groundwater supply contamination incident attributed to Marcellus Shale gas development. *Proceedings of the National Academy of Sciences* 112:6325-6330.
- Maryland Institute for Applied Environmental Health. 2014. Potential Public Health Impacts of Natural Gas Development and Production in the Marcellus Shale in Western Maryland. School of Public Health, University of Maryland. College Park.
- Mason CF, Muehlenbachs LA, Olmstead S. 2015a. The Economics of Shale Gas Development (revised February 2015) Resources for the Future. Washington, DC. Available: <http://www.rff.org/RFF/Documents/RFF-DP-14-42.pdf>.
- Mason KL, Retzer KD, Hill R, Lincoln JM. 2015b. Occupational fatalities during the oil and gas boom - United States, 2003-2013. *MMWR Morbidity and mortality weekly report* 64:551-554.
- McGarr A, Bekins B, Burkardt N, Dewey J, Earle P, Ellsworth W, Ge S, Hickman S, Holland A, Majer E, Rubinstein J, Sheehan A. 2015. Coping with earthquakes induced by fluid injection. *Science (New York, NY)* 347:830-831.
- McKenzie LM, Guo R, Witter RZ, Savitz DA, Newman LS, Adgate JL. 2014. Birth Outcomes and Maternal Residential Proximity to Natural Gas Development in Rural Colorado. *Environmental health perspectives*.
- Mitchell AL, Tkacik DS, Roscioli JR, Herndon SC, Yacovitch TI, Martinez DM, Vaughn TL, Williams LL, Sullivan MR, Floerchinger C, Omara M, Subramanian R, Zimmerle D, Marchese AJ, Robinson AL. 2015. Measurements of Methane Emissions from Natural Gas Gathering Facilities and Processing Plants: Measurement Results. *Environmental science & technology*.
- Moore CW, Zielinska B, Pétron G, Jackson RB. 2014. Air impacts of increased natural gas acquisition, processing, and use: A critical review. *Environmental science & technology*.

Muehlenbachs L, Krupnick A. 2013. Shale Gas Development Linked to Traffic Accidents in Pennsylvania. 185:Resources for the Future, Washington, DC.

National Energy Technology Laboratory. 2013. Modern Shale Gas Development in the United States: An Update. U.S. Department of Energy, . Available: <https://www.netl.doe.gov/File%20Library/Research/Oil-Gas/shale-gas-primer-update-2013.pdf>.

Nielsen NR, Kristensen TS, Schnohr P, Gronbaek M. 2008. Perceived stress and cause-specific mortality among men and women: results from a prospective cohort study. *Am J Epidemiol* 168:481-491; discussion 492-486.

Ohio Department of Natural Resources. 2015. Oil & Gas Well Production. Available: <http://oilandgas.ohiodnr.gov/production>. Accessed July 23, 2015.

Peischl J, Ryerson TB, Aikin KC, de Gouw JA, Gilman JB, Holloway JS, Lerner BM, Nadkarni R, Neuman JA, Nowak JB, Trainer M, Warneke C, Parrish DD. 2015. Quantifying atmospheric methane emissions from the Haynesville, Fayetteville, and northeastern Marcellus shale gas production regions. *Journal of Geophysical Research: Atmospheres*:2014JD022697.

Perry SL. 2012. Development, land use, and collective trauma: the Marcellus Shale gas boom in rural Pennsylvania. *Culture, Agriculture, Food and Environment* 34:81-92.

Perry SL. 2013. Using ethnography to monitor the community health implications of onshore unconventional oil and gas developments: examples from Pennsylvania's Marcellus Shale. *New solutions : a journal of environmental and occupational health policy* : NS 23:33-53.

Phan TT, Capo RC, Stewart BW, Graney JR, Johnson JD, Sharma S, Toro J. 2015. Trace metal distribution and mobility in drill cuttings and produced waters from Marcellus Shale gas extraction: uranium, arsenic, barium. *Applied Geochemistry*.

Pierobon J. 2013. George P. Mitchell-founder of shale gas – here's how he and his team did it.

Powers M, Saberi P, Pepino R, Strupp E, Bugos E, Cannuscio C. 2015. Popular Epidemiology and “Fracking”: Citizens’ Concerns Regarding the Economic, Environmental, Health and Social Impacts of Unconventional Natural Gas Drilling Operations. *J Community Health* 40:534-541.

Rahm BG, Vedachalam S, Bertoia LR, Mehta D, Vanka VS, Riha SJ. 2015. Shale gas operator violations in the Marcellus and what they tell us about water resource risks. *Energy Policy* 82:1-11.

Resources for the Future. 2014. *The Natural Gas Revolution: Critical Questions for a Sustainable Energy Future*. Resources for the Future. Washington, DC.

Rodriguez RS, Soeder DJ. 2015. Evolving water management practices in shale oil and gas development. *Journal of Unconventional Oil and Gas Resources*.

- Rowan EL, Engle MA, Kraemer TF, Schroeder KT, Hammack RW, Doughten MW. 2015. Geochemical and isotopic evolution of water produced from Middle Devonian Marcellus Shale gas wells, Appalachian Basin, Pennsylvania. *AAPG Bulletin*.
- Schafft KA, Borlu Y, Glenna L. 2013. The Relationship between Marcellus Shale Gas Development in Pennsylvania and Local Perceptions of Risk and Opportunity. *Rural Sociology* 78:143-166.
- Schafft KA, Glenna LL, Green B, Borlu Y. 2014. Local Impacts of Unconventional Gas Development within Pennsylvania's Marcellus Shale Region: Gauging Boomtown Development through the Perspectives of Educational Administrators. *Society & Natural Resources* 27:389-404.
- Siegel DI, Azzolina NA, Smith BJ, Perry AE, Bothun RL. 2015. Methane Concentrations in Water Wells Unrelated to Proximity to Existing Oil and Gas Wells in Northeastern Pennsylvania. *Environmental science & technology*.
- Siikamäki J, Krupnick AJ. 2013. Public's Attitudes and the Willingness to Pay to Reduce Shale Gas Risks: Survey Results from Pennsylvania and Texas. *Resources for the Future*. Washington, DC.
- Soeder DJ. 2012. Shale gas development in the United States. INTECH Open Access Publisher.
- Soeder DJ, Sharma S, Pekney N, Hopkinson L, Dilmore R, Kutchko B, Stewart B, Carter K, Hakala A, Capo R. 2014. An approach for assessing engineering risk from shale gas wells in the United States. *International Journal of Coal Geology*.
- Stacy SL, Brink LL, Larkin JC, Sadovsky Y, Goldstein BD, Pitt BR, Talbott EO. 2015. Perinatal Outcomes and Unconventional Natural Gas Operations in Southwest Pennsylvania. *PLoS ONE* 10:e0126425.
- Stringfellow WT, Domen JK, Camarillo MK, Sandelin WL, Borglin S. 2014. Physical, chemical, and biological characteristics of compounds used in hydraulic fracturing. *Journal of Hazardous Materials* 275:37-54.
- Subramanian R, Williams LL, Vaughn TL, Zimmerle D, Roscioli JR, Herndon SC, Yacovitch TI, Floerchinger C, Tkacik DS, Mitchell AL, Sullivan MR, Dallmann TR, Robinson AL. 2015. Methane Emissions from Natural Gas Compressor Stations in the Transmission and Storage Sector: Measurements and Comparisons with the EPA Greenhouse Gas Reporting Program Protocol. *Environmental science & technology*.
- Theodori GL, Luloff A, Willits FK, Burnett DB. 2013. Hydraulic Fracturing and the Management, Disposal, and Reuse of Frac Flowback Waters: Views from the General Public in the Pennsylvania Marcellus Shale Region. Final research report for the New York State Energy Research and Development Authority. Huntsville, TX: Center for Rural Studies, Sam Houston State University. Retrieved July 3, 2013 (<http://www.shsu.edu/~>

org\_crs/Publications/hydraulic%20fracturing%20wastewater%20treatment%20final%20report.pdf).

U.S. Energy Information Administration. 2014. Natural Gas Maps: Exploration, Resources, Reserves, and Production. Available:

[http://www.eia.gov/pub/oil\\_gas/natural\\_gas/analysis\\_publications/maps/maps.htm](http://www.eia.gov/pub/oil_gas/natural_gas/analysis_publications/maps/maps.htm).

U.S. Energy Information Administration. 2015. Annual Energy Outlook 2015. Washington, DC.

U.S. Environmental Protection Agency. 1999. Consideration Of Cumulative Impacts In EPA Review of NEPA Documents. Available:

[http://energy.gov/sites/prod/files/nepapub/nepa\\_documents/RedDont/G-EPA-cumulative\\_impacts.pdf](http://energy.gov/sites/prod/files/nepapub/nepa_documents/RedDont/G-EPA-cumulative_impacts.pdf).

U.S. Environmental Protection Agency. 2015. Assessment of the Potential Impacts of Hydraulic Fracturing for Oil and Gas on Drinking Water Resources: External Review Draft. Washington, DC.

United States District Court (W.D. Pa.). 1980. United States v. Minard Run Oil Co. 9570:

Veil J. 2015. U.S. Produced Water Volumes and Management Practices in 2012. Ground Water Protection Council. Available:

[http://www.gwpc.org/sites/default/files/Produced%20Water%20Report%202014-GWPC\\_0.pdf](http://www.gwpc.org/sites/default/files/Produced%20Water%20Report%202014-GWPC_0.pdf).

Vengosh A, Jackson RB, Warner N, Darrah TH, Kondash A. 2014. A Critical Review of the Risks to Water Resources from Unconventional Shale Gas Development and Hydraulic Fracturing in the United States. *Environmental science & technology*.

Vengosh A, Warner N, Jackson R, Darrah T. 2013. The effects of shale gas exploration and hydraulic fracturing on the quality of water resources in the United States. *Procedia Earth and Planetary Science* 7:863-866.

Vidic RD, Brantley SL, Vandenbossche JM, Yoxheimer D, Abad JD. 2013. Impact of shale gas development on regional water quality. *Science (New York, NY)* 340:1235009.

Weingarten M, Ge S, Godt JW, Bekins BA, Rubinstein JL. 2015. High-rate injection is associated with the increase in U.S. mid-continent seismicity. *Science (New York, NY)* 348:1336-1340.

Williamson J, Kolb B. 2011. Marcellus natural gas development's effect on housing in Pennsylvania. Center for the Study of Community and the Economy.

Witter RZ, Tenney L, Clark S, Newman LS. 2014. Occupational exposures in the oil and gas extraction industry: State of the science and research recommendations. *American Journal of Industrial Medicine* 57:847-856.



Wright RJ. 2011. Epidemiology of stress and asthma: from constricting communities and fragile families to epigenetics. *Immunology and allergy clinics of North America* 31:19-39.

Yang L, Grossmann IE, Mauter MS, Dilmore RM. 2015. Investment optimization model for freshwater acquisition and wastewater handling in shale gas production. *AIChE Journal* 61:1770-1782.

Zielinska B, Fujita E, Campbell D. 2010. Monitoring of Emissions from Barnett Shale Natural Gas Production Facilities for Population Exposure Assessment. Desert Research Institute.

Ziemkiewicz PF, He TY. 2015. Evolution of water chemistry during Marcellus Shale gas development: A case study in West Virginia. *Chemosphere* 134:224-231.

DRAFT

- APPENDIX A: SUMMARY OF RESEARCH  
RECOMMENDATIONS FROM OTHER  
ORGANIZATIONS**
- APPENDIX B: BIBLIOGRAPHY**
- APPENDIX C: POTENTIAL IMPACTS AND DATA GAPS**
- APPENDIX D: GLOSSARY**
- APPENDIX E: BRIEF BIOGRAPHIES OF COMMITTEE  
MEMBERS AND SPECIAL ADVISORS TO  
THE COMMITTEE**

**HEI**

**APPENDIX A: SUMMARY OF RESEARCH  
RECOMMENDATIONS FROM OTHER  
ORGANIZATIONS**

**SCIENTIFIC COMMITTEE ON UNCONVENTIONAL OIL AND GAS  
DEVELOPMENT IN THE APPALACHIAN BASIN**

## SUMMARY OF RESEARCH RECOMMENDATIONS FROM OTHER ORGANIZATIONS

There continues to be debate about the potential impacts of 21st century OGD in the peer-reviewed scientific literature, in governmental and nongovernmental reports, in the communities experiencing OGD, and in the press. Although additional peer-reviewed studies have been published in recent months, the Committee found that more research is needed to understand what types of impacts might have occurred in the past, might be ongoing, or might develop in the future. To help with identification and prioritization of research needs, the Committee assembled recent recommendations from peer-reviewed scientific literature and reports from non-governmental research organizations, industry, and governmental agencies. Table A-1 captures the essence of these recommendations; more detailed information can be found in the cited publications. The table reflects peer-reviewed articles and reports that were available November 2014.

Table A-1. Summary of recent research recommendations from the peer-reviewed scientific literature and reports from industry, non-governmental research organizations, and governmental agencies (as of November 2014)

### ENVIRONMENT

#### Air, Water, and Soil Quality

Characterize baseline air and water quality and monitor over well lifetime<sup>1,2,3,4,5,6,8,9,11,15,18,19,22</sup>

Determine fate and transport of fracturing-related fluids in the subsurface<sup>2,6,15,18,22</sup>

Assess cumulative impacts on air, water, and soil over well lifetime<sup>3,4,9,19,22</sup>

Establish local and regional emissions inventories<sup>1,3,15</sup>

Characterize and model air and water quality changes during each phase of development (e.g., drilling, fracturing, etc.)<sup>3,5,15</sup>

Determine the likelihood of aquifer contamination caused by subsurface migration<sup>1,6,22</sup>

Determine the severity of erosion and siltation resulting from oil and gas development<sup>9,22</sup>

Identify signature chemicals associated with oil and gas development for water quality monitoring<sup>1,15</sup>

#### Water Quantity

Predict and measure the quantity and impacts of water withdrawal, particularly in arid or low flow regions<sup>1,4,9,11,15</sup>

Develop new technologies to reduce water use<sup>1,15,22</sup>

#### Wellbore Integrity

Assess wellbore integrity throughout well lifetime<sup>1,15,21</sup>

#### Hydraulic Fracturing

Determine the general probability of well re-fracturing<sup>1,2,4,15</sup>

Test fracturing fluid and produced water for hazardous physical and chemical constituents<sup>2,6,22</sup>

#### Waste Management

Determine the physical (e.g., naturally occurring radioactive materials) and chemical characteristics of drilling and hydraulic fracturing wastewater (e.g., flowback and produced water)<sup>1,2,6,8,11,22</sup>

Determine the safest and most effective methods to manage and treat wastewater, particularly produced water<sup>2,6,18,22</sup>

Determine chemical and radiologic composition of solid wastes (e.g., cuttings)<sup>11,22</sup>

Assess the environmental risks resulting from accidental releases of wastewater<sup>18</sup>

(table continued on next page)

Table A-1. Summary of recent research recommendations from the peer-reviewed scientific literature and reports from industry, non-governmental research organizations, and governmental agencies (as of November 2014) (*continued*)

ENVIRONMENT (continued)
Create inventory of orphaned or abandoned wells <sup>3</sup> and investigate the role of such wells in the migration of gas and fluid <sup>8,18,21</sup>
Study the occurrence and severity of wastewater spills <sup>2,20,22</sup>
INDUCED SEISMICITY
Assess the potential for and mitigation of induced seismic events from fracturing fluid disposal via deep injection wells <sup>1,11,15,17</sup>
Test for preexisting fault systems at deepwater injection sites; associate various factors (e.g., temperature and pressure) with the size and incidence of seismic events <sup>1,17</sup>
ECOLOGY
Conduct spatial analysis of habitat loss or fragmentation <sup>4,9,11,13</sup>
Model and assess impacts on vulnerable or sensitive species and habitats <sup>4,9,15</sup>
Define impacts of aquifer contamination (e.g., gas and brine) on terrestrial and aquatic species <sup>4,9,11</sup>
Investigate the spread of invasive species <sup>4,9</sup>
Determine cumulative impacts on aquatic and terrestrial ecosystems <sup>9,15</sup>
Determine ecological thresholds to minimize impacts (e.g., well count, forest loss and toxicity) <sup>4,22</sup>
Collect baseline data on aquatic and terrestrial habitats <sup>4,22</sup>
Study habitat impacts of noise and light pollution <sup>19</sup>
Determine effectiveness of ecosystem protection and conservation strategies <sup>2</sup>
Assess the extent of partial and full well pad reclamation <sup>19</sup>
WORKER HEALTH
Characterize worker exposure to air and water toxics (e.g., diesel exhaust, fracturing chemicals, silica and H <sub>2</sub> S), noise, and naturally occurring radioactive materials <sup>5,10,12,15</sup>
Disease surveillance in defined worker populations <sup>5,12</sup>
Complete targeted and non-targeted biomonitoring in a defined worker population <sup>14</sup>
Evaluate the effectiveness of industry efforts to increase safety and limit occupational exposures <sup>11,12</sup>
Assess the extent of workplace injury under-reporting <sup>12</sup>
PUBLIC HEALTH
Determine magnitude and duration of exposure to stressors in air, water, and other environmental media <sup>2,5,11,15</sup>
Assess the relationship between exposures and the spatial and temporal distribution of health outcomes in areas experiencing oil and gas development <sup>8,10,14</sup>
Perform environmental epidemiology studies to evaluate whether oil and gas-related exposures are associated with adverse health outcomes (e.g., cardiovascular disease [air] and birth defects [groundwater]) <sup>6,8,15</sup>
Characterize sensory (odor, noise and light) stressors and links to health effects <sup>5,6</sup>
Conduct biomonitoring of a representative population for stressors associated with oil and gas development <sup>14</sup>
Conduct health impact assessments of oil and gas development, particularly in rural areas with limited data on baseline disease prevalence <sup>11</sup>

(table continued on next page)

**Table A-1. Summary of recent research recommendations from the peer-reviewed scientific literature and reports from industry, non-governmental research organizations, and governmental agencies (as of November 2014) (continued)**

### HUMAN TOXICOLOGY

Conduct toxicological studies, coupled with exposure studies, with particular attention paid to ongoing and likely future exposures to mixtures of stressors and their toxicological modes of action<sup>2,6</sup>

Accelerate the toxicological evaluation of chemical and physical stressors associated with hydraulic fracturing<sup>6</sup> (e.g., toxicological components of the U.S. Environmental Protection Agency study that is underway to understand the potential impact of hydraulic fracturing for oil on drinking water resources (<http://www2.epa.gov/hfstudy>)<sup>2</sup>

### INDIVIDUAL and COMMUNITY WELL-BEING and OTHER

Develop regional predictions of long-term energy development<sup>1,5,7,15</sup>

Seek community input in the design and completion of ecological, human health, and psychosocial research<sup>5,6,8,22</sup>

Examine the relationship between psychosocial changes (e.g., stress) and health effects<sup>5,7,11</sup>

Identify the extent and severity of traffic-related impacts<sup>7,11,16</sup>

Document legacy economic and social impacts<sup>7,11,13</sup>

Monitor the impact of oil and gas development on housing cost and property values as the market evolves<sup>13,16</sup>

Determine the impact of oil and gas development on local infrastructure (e.g., healthcare services)<sup>6,8</sup>

### NOTES

<sup>1</sup>Jackson et al. 2014; <sup>2</sup>Goldstein et al. 2014; <sup>3</sup>Moore et al. 2014; <sup>4</sup>Brittingham et al. 2014; <sup>5</sup>Adgate et al. 2014; <sup>6</sup>Penning et al. 2014; <sup>7</sup>Jacquet 2014; <sup>8</sup>Maryland Institute for Applied Environmental Health 2014; <sup>9</sup>Souther et al. 2014; <sup>10</sup>Devlin et al. 2014; <sup>11</sup> National Research Council 2014b; <sup>12</sup>Witter et al. 2014; <sup>13</sup>Resources for the Future 2014; <sup>14</sup>Shonkoff et al. 2014; <sup>15</sup> Multi-Agency, 2014; <sup>16</sup> Environmental Law Institute and Washington and Jefferson College Center for Energy Policy and Management 2014; <sup>17</sup>National Research Council 2013; <sup>18</sup>Vidic et al. 2013; <sup>19</sup>Drohan et al. 2012; <sup>20</sup>Brantley et al. 2014; <sup>21</sup>Davies et al. 2014; <sup>22</sup>National Research Council 2014a

## REFERENCES

Adgate JL, Goldstein BD, McKenzie LM. 2014. Potential Public Health Hazards, Exposures and Health Effects from Unconventional Natural Gas Development. *Environmental science & technology*.

Brantley SL, Yoxtheimer D, Arjmand S, Grieve P, Vidic R, Pollak J, Llewellyn GT, Abad J, Simon C. 2014. Water Resource Impacts during Unconventional Shale Gas Development: the Pennsylvania Experience. *International Journal of Coal Geology*.

Brittingham MC, Maloney KO, Farag AM, Harper DD, Bowen ZH. 2014. Ecological Risks of Shale Oil and Gas Development to Wildlife, Aquatic Resources and their Habitats. *Environmental science & technology*.

Davies RJ, Almond S, Ward RS, Jackson RB, Adams C, Worrall F, Herringshaw LG, Gluyas JG, Whitehead MA. 2014. Oil and gas wells and their integrity: Implications for shale and unconventional resource exploitation. *Marine and Petroleum Geology* 56:239-254.



Devlin DJ, Beatty P, White RD, Naufal Z, Sarang SS. 2014. Collaborative Industry Initiative to Assess Potential Health Effects Related to the Production of Unconventional Resources. Presented. Society of Petroleum Engineers.

Drohan PJ, Finley JC, Roth P, Schuler TM, Stout SL, Brittingham MC, Johnson NC. 2012. Oil and Gas Impacts on Forest Ecosystems: Findings Gleaned from the 2012 Goddard Forum at Penn State University. *Environmental Practice* 14:394-399.

Environmental Law Institute, Washington and Jefferson College Center for Energy Policy and Management. 2014. Getting the Boom without the Bust: Guiding Southwest Pennsylvania Through Shale Gas Development.

Goldstein BD, Brooks BW, Cohen SD, Gates AE, Honeycutt ME, Morris JB, Orme-Zavaleta J, Penning TM, Snawder J. 2014. The Role of Toxicological Science in Meeting the Challenges and Opportunities of Hydraulic Fracturing. *Toxicological Sciences* 139:271-283.

Jackson RB, Vengosh A, Carey JW, Davies RJ, Darrah TH, O'Sullivan F, Pétron G. 2014. The Environmental Costs and Benefits of Fracking. *Annual Review of Environment and Resources*.

Jacquet JB. 2014. Review of Risks to Communities from Shale Energy Development. *Environmental science & technology*.

Maryland Institute for Applied Environmental Health. 2014. Potential Public Health Impacts of Natural Gas Development and Production in the Marcellus Shale in Western Maryland. School of Public Health, University of Maryland. College Park.

Moore CW, Zielinska B, Pétron G, Jackson RB. 2014. Air impacts of increased natural gas acquisition, processing, and use: A critical review. *Environmental science & technology*.

Multiagency: U.S. Department of Energy, U.S. Department of the Interior, U.S. Environmental Protection Agency. 2014. Federal Multiagency Collaboration on Unconventional Oil and Gas Research: A Strategy for Research and Development. Washington, DC.

National Research Council. 2013. Induced Seismicity Potential in Energy Technologies. The National Academies Press, Washington, DC.

National Research Council. 2014a. Development of Unconventional Hydrocarbon Resources in the Appalachian Basin: Workshop Summary. The National Academies Press, Washington, DC.

National Research Council. 2014b. Health Impact Assessment of Shale Gas Extraction: Workshop Summary. The National Academies Press, Washington, DC.

Penning TM, Breyse PN, Gray K, Howarth M, Yan B. 2014. Environmental health research recommendations from the inter-environmental health sciences core center working group on unconventional natural gas drilling operations. *Environmental health perspectives*.

Resources for the Future. 2014. The Natural Gas Revolution: Critical Questions for a Sustainable Energy Future. Resources for the Future. Washington, DC.

Shonkoff SB, Hays J, Finkel ML. 2014. Environmental Public Health Dimensions of Shale and Tight Gas Development. Environmental health perspectives.

Souther S, Tingley MW, Popescu VD, Hayman DTS, Ryan ME, Graves TA, Hartl B, Terrell K. 2014. Biotic impacts of energy development from shale: research priorities and knowledge gaps. *Frontiers in Ecology and the Environment* 12:330-338.

Vidic RD, Brantley SL, Vandenbossche JM, Yoxtheimer D, Abad JD. 2013. Impact of shale gas development on regional water quality. *Science (New York, NY)* 340:1235009.

Witter RZ, Tenney L, Clark S, Newman LS. 2014. Occupational exposures in the oil and gas extraction industry: State of the science and research recommendations. *American Journal of Industrial Medicine* 57:847-856.

**HEI**

**APPENDIX B: BIBLIOGRAPHY**

**SCIENTIFIC COMMITTEE ON UNCONVENTIONAL OIL AND GAS  
DEVELOPMENT IN THE APPALACHIAN BASIN**

## BIBLIOGRAPHY

### Topics:

[Air Quality and Emissions](#)

[Community](#)

[Hydraulic Fracturing Related Fluids, Wastewater, and Solid Waste](#)

[Ecological Impacts](#)

[General Health](#)

[Groundwater and Wellbore Integrity](#)

[Induced Seismicity](#)

[Occupational Health](#)

[Surface Water Quality and Consumption](#)

[Technical Reports and General Information](#)

### General Resources:

[Light, Noise, and Odor Pollution](#)

[Health and Stress](#)

## AIR QUALITY AND EMISSIONS

Advanced Resources International Inc. 2012. Estimate of Impacts of EPA Proposals to Reduce Air Emissions from Hydraulic Fracturing Operations. American Petroleum Institute. Washington, DC.

Ahmadi M, John K. 2014. An evaluation of the spatio-temporal characteristics of meteorologically-adjusted ozone trends in North Texas. University of North Texas

Ahmadov R, McKeen S, Trainer M, Banta R, Brewer A, Brown S, Edwards PM, de Gouw JA, Frost GJ, Gilman J, Helmig D, Johnson B, Karion A, Koss A, Langford A, Lerner B, Olson J, Oltmans S, Peischl J, Pétron G, Pichugina Y, Roberts JM, Ryerson T, Schnell R, Senff C, Sweeney C, Thompson C, Veres PR, Warneke C, Wild R, Williams EJ, Yuan B, Zamora R. 2015. Understanding high wintertime ozone pollution events in an oil- and natural gas-producing region of the western US. *Atmos Chem Phys* 15:411-429.

Alamo Area Council of Governments. 2014. Oil and Gas Emission Inventory, Eagle Ford Shale. 582-11-11219 Amendment Number 5, Task 2, Project II. Texas Commission on Environmental Quality. Alamo, TX.

Allen DT. 2014. Atmospheric emissions and air quality impacts from natural gas production and use. *Annual review of chemical and biomolecular engineering* 5:55-75.

Allen DT, Pacsi AP, Sullivan DW, Zavala-Araiza D, Harrison M, Keen K, Fraser MP, Daniel Hill A, Sawyer RF, Seinfeld JH. 2015. Methane Emissions from Process Equipment at Natural Gas Production Sites in the United States: Pneumatic Controllers. *Environmental science & technology* 49:633-640.

Allen DT, Sullivan DW, Zavala-Araiza D, Pacsi AP, Harrison M, Keen K, Fraser MP, Daniel Hill A, Lamb BK, Sawyer RF, Seinfeld JH. 2015. Methane Emissions from Process Equipment at Natural Gas Production Sites in the United States: Liquid Unloadings. *Environmental science & technology* 49:641-648.

Allen DT, Torres VM, Thomas J, Sullivan DW, Harrison M, Hendler A, Herndon SC, Kolb CE, Fraser MP, Hill AD, Lamb BK, Miskimins J, Sawyer RF, Seinfeld JH. 2013. Measurements of methane emissions at natural gas production sites in the United States. *Proc Natl Acad Sci U S A* 110:17768-17773.

Alvarez RA, Pacala SW, Winebrake JJ, Chameides WL, Hamburg SP. 2012. Greater focus needed on methane leakage from natural gas infrastructure. *Proceedings of the National Academy of Sciences* 109:6435-6440.

Bouman EA, Ramirez A, Hertwich EG. 2015. Multiregional environmental comparison of fossil fuel power generation—Assessment of the contribution of fugitive emissions from conventional and unconventional fossil resources. *International Journal of Greenhouse Gas Control* 33:1-9.

Brandt AR, Heath GA, Kort EA, O'Sullivan F, Pétron G, Jordaan SM, Tans P, Wilcox J, Gopstein AM, Arent D, Wofsy S, Brown NJ, Bradley R, Stucky GD, Eardley D, Harriss R. 2014. Methane Leaks from North American Natural Gas Systems. *Science (New York, NY)* 343:733-735.

Brown D, Weinberger B, Lewis C, Bonaparte H. 2014. Understanding exposure from natural gas drilling puts current air standards to the test. *Reviews on environmental health*.

Bunch AG, Perry CS, Abraham L, Wikoff DS, Tachovsky JA, Hixon JG, Urban JD, Harris MA, Haws LC. 2014. Evaluation of impact of shale gas operations in the Barnett Shale region on volatile organic compounds in air and potential human health risks. *Sci Total Environ* 468-469:832-842.

Carlton AG, Little E, Moeller M, Odoyo S, Shepson PB. 2014. The Data Gap: Can a Lack of Monitors Obscure Loss of Clean Air Act Benefits in Fracking Areas? *Environmental science & technology*.

Caulton DR, Shepson PB, Santoro RL, Sparks JP, Howarth RW, Ingraffea AR, Cambaliza MO, Sweeney C, Karion A, Davis KJ. 2014. Toward a better understanding and quantification of methane emissions from shale gas development. *Proceedings of the National Academy of Sciences* 111:6237-6242.

City of Fort Worth Texas. 2011. Air Quality Study. Available: <http://fortworthtexas.gov/gaswells/default.aspx?id=79548>. Accessed 1/30/2014.

Colborn T, Schultz K, Herrick L, Kwiatkowski C. 2012. An exploratory study of air quality near natural gas operations. *Hum Ecol Risk Assess*.

Colborn T, Schultz K, Herrick L, Kwiatkowski C. 2014. An exploratory study of air quality near natural gas operations. *Human and Ecological Risk Assessment: An International Journal* 20:86-105.

Colborn T, Schultz K, Herrick L, Kwiatkowski C. 2014. An exploratory study of air quality near natural gas operations. *Human and Ecological Risk Assessment: An International Journal* 20:86-105.

Collett JL, Ham J. 2013. North Front Range Oil and Gas Air Pollutant Emission and Dispersion Study: A Proposal. Colorado State University,

Diversity Cfb. Dirty Dozen: The 12 Most Commonly Used Air Toxics in Unconventional Oil Development in the Los Angeles Basin.

Eapi GR, Sabnis MS, Sattler ML. 2014. Mobile measurement of methane and hydrogen sulfide at natural gas production site fence lines in the Texas Barnett Shale. *Journal of the Air & Waste Management Association* 64:927-944.

Eastern Research Group, Sage Environmental Consulting. 2011. City of Fort Worth Natural Gas Air Quality Study. Fort Worth, TX.

Edwards PM, Brown SS, Roberts JM, Ahmadov R, Banta RM, deGouw JA, Dube WP, Field RA, Flynn JH, Gilman JB, Graus M, Helmig D, Koss A, Langford AO, Lefer BL, Lerner BM, Li R, Li S-M, McKeen SA, Murphy SM, Parrish DD, Senff CJ, Soltis J, Stutz J, Sweeney C, Thompson CR, Trainer MK, Tsai C, Veres PR, Washenfelder RA, Warneke C, Wild RJ, Young CJ, Yuan B, Zamora R. 2014. High winter ozone pollution from carbonyl photolysis in an oil and gas basin. *Nature advance online publication*.

Ethridge S, Bredfeldt T, Sheedy K, Shirley S, Lopez G, Honeycutt M. 2015. The Barnett Shale: From problem formulation to risk management. *Journal of Unconventional Oil and Gas Resources* 11:95-110.

Field RA, Soltis J, McCarthy MC, Murphy S, Montague DC. 2015. Influence of oil and gas field operations on spatial and temporal distributions of atmospheric non-methane hydrocarbons and their effect on ozone formation in winter. *Atmos Chem Phys* 15:3527-3542.

Field RA, Soltis J, Murphy S. 2014. Air quality concerns of unconventional oil and natural gas production. *Environmental Science Processes & Impacts* 16:954-969.

Geng X, Davatzes N, Soeder D, Torlapati J, Rodriguez R, Boufadel M. 2014. Migration of High-Pressure Air during Gas Well Drilling in the Appalachian Basin. *Journal of Environmental Engineering* 140:B4014002.

Gilman J, Lerner B, Kuster W, De Gouw J. 2013. Source signature of volatile organic compounds from oil and natural gas operations in northeastern Colorado. *Environmental Science & Technology* 47:1297-1305.

Goetz JD, Floerchinger C, Fortner EC, Wormhoudt J, Massoli P, Knighton WB, Herndon SC, Kolb CE, Knipping E, Shaw S, DeCarlo P. 2015. Atmospheric Emission Characterization of Marcellus Shale Natural Gas Development Sites. *Environmental Science & Technology*.

Harriss R, Alvarez RA, Lyon D, Zavala-Araiza D, Nelson D, Hamburg SP. 2015. Using Multi-Scale Measurements to Improve Methane Emission Estimates from Oil and Gas Operations in the Barnett Shale Region, Texas. *Environmental Science & Technology* 49:7524-7526.

Haut R, Williams T. 2015. White Paper: Recommendations to Address Flaring Issues, Solutions, and Technologies. Houston Advanced Research Center. Available: [http://efdsystems.org/pdf/FIST\\_Whitepaper\\_May\\_2015\\_Updated\\_rev.pdf](http://efdsystems.org/pdf/FIST_Whitepaper_May_2015_Updated_rev.pdf).

Haynes E. Understanding the Effect of Unconventional Gas Drilling on Air Quality: Environmental Sampling with Passive Samplers Fact Sheet. University of Cincinnati. Cincinnati, OH.

Helmig D, Thompson C, Evans J, Park J-H. 2014. Highly Elevated Atmospheric Levels of Volatile Organic Compounds in the Uintah Basin, Utah. *Environmental Science & Technology*.

Hendler A, Nunn J, Lundeen J, McKaskle R. 2006. VOC emissions from oil and condensate storage tanks. Prepared for Houston Advanced Research Center October.

Houston Advanced Research Center. 2015. Developing Methane Sensors for Leak Detection in Oil and Gas Operations. Available: [http://www.harc.edu/work/Developing\\_Methane\\_Sensors\\_for\\_Leak\\_Detection\\_Oil\\_Gas\\_Operations](http://www.harc.edu/work/Developing_Methane_Sensors_for_Leak_Detection_Oil_Gas_Operations). Accessed July 23, 2015.

Jackson RB, Vengosh A, Carey JW, Davies RJ, Darrah TH, O'Sullivan F, Pétron G. 2014. The Environmental Costs and Benefits of Fracking. *Annual Review of Environment and Resources*.

Johnson D, Covington A, Clark N. 2014. Environmental and Economic Assessment of Leak and Loss Audits at Natural Gas Compressor and Storage Facilities. *Energy Technology* 2:1027-1032.



Johnson D, Heltzel R, Nix A. 2014. Trends in Unconventional Well Development—Methane Emissions Associated with the Use of Dual Fuel and Dedicated Natural Gas Engines. *Energy Technology* 2:988-995.

Johnson DR, Covington AN, Clark NN. 2015. Methane Emissions from Leak and Loss Audits of Natural Gas Compressor Stations and Storage Facilities. *Environmental science & technology* 49:8132-8138.

Johnson J. 2014. Methane's Role In Climate Change. *Chemical and Engineering News* 92:10-15.

Kang M, Kanno CM, Reid MC, Zhang X, Mauzerall DL, Celia MA, Chen Y, Onstott TC. 2014. Direct measurements of methane emissions from abandoned oil and gas wells in Pennsylvania. *Proceedings of the National Academy of Sciences* 111:18173-18177.

Karion A, Sweeney C, Kort EA, Shepson PB, Brewer A, Cambaliza M, Conley SA, Davis K, Deng A, Hardesty M, Herndon SC, Lauvaux T, Lavoie T, Lyon D, Newberger T, Pétron G, Rella C, Smith M, Wolter S, Yacovitch TI, Tans P. 2015. Aircraft-Based Estimate of Total Methane Emissions from the Barnett Shale Region. *Environmental science & technology* 49:8124-8131.

Katzenstein AS, Doezema LA, Simpson IJ, Blake DR, Rowland FS. 2003. Extensive regional atmospheric hydrocarbon pollution in the southwestern United States. *Proceedings of the National Academy of Sciences* 100:11975-11979.

Kurth LM, McCawley M, Hendryx M, Lusk S. 2014. Atmospheric particulate matter size distribution and concentration in West Virginia coal mining and non-mining areas. *Journal of Exposure Science and Environmental Epidemiology*.

Lan X, Talbot R, Laine P, Torres A. 2015. Characterizing Fugitive Methane Emissions in the Barnett Shale Area Using a Mobile Laboratory. *Environmental science & technology* 49:8139-8146.

Lavoie TN, Shepson PB, Cambaliza MOL, Stirn BH, Karion A, Sweeney C, Yacovitch TI, Herndon SC, Lan X, Lyon D. 2015. Aircraft-Based Measurements of Point Source Methane Emissions in the Barnett Shale Basin. *Environmental science & technology* 49:7904-7913.

Litovitz A, Curtright A, Abramzon S, Burger N, Samaras C. 2013. Estimation of regional air-quality damages from Marcellus Shale natural gas extraction in Pennsylvania. *Environmental Research Letters* 8:014017.

Lyon DR, Zavala-Araiza D, Alvarez RA, Harriss R, Palacios V, Lan X, Talbot R, Lavoie T, Shepson P, Yacovitch TI, Herndon SC, Marchese AJ, Zimmerle D, Robinson AL, Hamburg SP. 2015. Constructing a Spatially Resolved Methane Emission Inventory for the Barnett Shale Region. *Environmental science & technology* 49:8147-8157.

Macey GP, Breech R, Chernaik M, Cox C, Larson D, Thomas D, Carpenter DO. 2014. Air concentrations of volatile compounds near oil and gas production: a community-based exploratory study. *Environmental Health* 13:82.

Marcellus Shale Advisory Commission. 2011. Report of the Governor's Marcellus Shale Advisory Commission. Commonwealth of Pennsylvania: Harrisburg, Pennsylvania,

McCawley M. 2013. Air, Noise, and Light Monitoring Results. ETD-10 Project. West Virginia University School of Public Health. Morgantown, WV.

McKenzie LM, Witter RZ, Newman LS, Adgate JL. 2012. Human health risk assessment of air emissions from development of unconventional natural gas resources. *Sci Total Environ* 424:79-87.

McLeod JD, Brinkman GL, Milford JB. 2014. Emissions Implications of Future Natural Gas Production and Use in the U.S. and in the Rocky Mountain Region. *Environmental science & technology*.

Miller SM, Wofsy SC, Michalak AM, Kort EA, Andrews AE, Biraud SC, Dlugokencky EJ, Eluszkiewicz J, Fischer ML, Janssens-Maenhout G. 2013. Anthropogenic emissions of methane in the United States. *Proceedings of the National Academy of Sciences* 110:20018-20022.

Mitchell AL, Tkacik DS, Roscioli JR, Herndon SC, Yacovitch TI, Martinez DM, Vaughn TL, Williams LL, Sullivan MR, Floerchinger C, Omara M, Subramanian R, Zimmerle D, Marchese AJ, Robinson AL. 2015. Measurements of Methane Emissions from Natural Gas Gathering Facilities and Processing Plants: Measurement Results. *Environmental science & technology*.

Moore CW, Zielinska B, Pétron G, Jackson RB. 2014. Air impacts of increased natural gas acquisition, processing, and use: A critical review. *Environmental science & technology*.

Olaguer EP. 2012. The potential near-source ozone impacts of upstream oil and gas industry emissions. *Journal of the Air & Waste Management Association* 62:966-977.

Olaguer EP, Erickson M, Wijesinghe A, Neish B, Williams J, Colvin J. 2014. New Methods for Assessing the Impacts of Nearby Gas Drilling and Production on Neighborhood Air Quality and Human Health. *Environmental Health Insights* 8:10.

Olaguer EP, Lefer B. 2014. Measurement and Modeling of Ozone Impacts of Oil and Gas Activities in the Uinta Basin. Houston Advanced Research Center (HARC).

Oltmans S, Schnell R, Johnson B, Pétron G, Mefford T, Neely R, III. 2014. Anatomy of wintertime ozone associated with oil and natural gas extraction activity in Wyoming and Utah. *Elem Sci Anth* 2:000024.

PA DEP. 2010. Southwestern Pennsylvania Marcellus Shale Short-Term Ambient Air Sampling Report. Available: [http://www.dep.state.pa.us/dep/deputate/airwaste/aq/aqm/docs/Marcellus\\_SW\\_11-01-10.pdf](http://www.dep.state.pa.us/dep/deputate/airwaste/aq/aqm/docs/Marcellus_SW_11-01-10.pdf).

Pacsi AP, Kimura Y, McGaughey G, McDonald-Buller EC, Allen DT. 2015. Regional Ozone Impacts of Increased Natural Gas Use in the Texas Power Sector and Development in the Eagle Ford Shale. *Environmental science & technology* 49:3966-3973.

Paulik LB, Donald CE, Smith BW, Tidwell LG, Hobbie KA, Kincl L, Haynes EN, Anderson KA. 2015. Impact of Natural Gas Extraction on PAH Levels in Ambient Air. *Environmental science & technology* 49:5203-5210.

Peischl J, Ryerson TB, Aikin KC, de Gouw JA, Gilman JB, Holloway JS, Lerner BM, Nadkarni R, Neuman JA, Nowak JB, Trainer M, Warneke C, Parrish DD. 2015. Quantifying atmospheric methane emissions from the Haynesville, Fayetteville, and northeastern Marcellus shale gas production regions. *Journal of Geophysical Research: Atmospheres*:2014JD022697.

Pekney NJ, Veloski G, Reeder M, Tamilia J, Rupp E, Wetzel A. 2014. Measurement of atmospheric pollutants associated with oil and natural gas exploration and production activity in Pennsylvania's Allegheny National Forest. *Journal of the Air & Waste Management Association* 64:1062-1072.

Pétron G. 2014. Air Pollution Issues Associated with Shale Gas Production. *The Bridge: Linking Engineering and Science* 44:19-27.

Pétron G, Frost G, Miller BR, Hirsch AI, Montzka SA, Karion A, Trainer M, Sweeney C, Andrews AE, Miller L. 2012. Hydrocarbon emissions characterization in the Colorado Front Range: A pilot study. *Journal of Geophysical Research: Atmospheres* (1984–2012) 117.

Pétron G, Karion A, Sweeney C, Miller BR, Montzka SA, Frost GJ, Trainer M, Tans P, Andrews A, Kofler J, Helmig D, Guenther D, Dlugokencky E, Lang P, Newberger T, Wolter S, Hall B, Novelli P, Brewer A, Conley S, Hardesty M, Banta R, White A, Noone D, Wolfe D, Schnell R. 2014. A new look at methane and nonmethane hydrocarbon emissions from oil and natural gas operations in the Colorado Denver-Julesburg Basin. *Journal of*

Geophysical Research: Atmospheres 119:2013JD021272.

Pirzadeh P, Lesage KL, Marriott RA. 2014. Hydraulic Fracturing Additives and the Delayed Onset of Hydrogen Sulfide in Shale Gas. *Energy & Fuels* 28:4993-5001.

Rich A, Grover JP, Sattler ML. 2014. An exploratory study of air emissions associated with shale gas development and production in the Barnett Shale. *Journal of the Air & Waste Management Association* 64:61-72.

Robinson AL. 2013. Air Pollution Emissions from Shale Gas Development and Production. Presented at Health Impact Assessment of Shale Gas Extraction, Washington, DC. (Institute of Medicine, ed.) The National Academies Press.

Rodriguez G, Ouyang C. 2013. Air Emissions Characterization and Management For Natural Gas Hydraulic Fracturing Operations In the United States-A graduate master's project report. The University of Michigan. Ann Arbor, MI.

Rostron B, Arkadaskiy S. 2014. Fingerprinting "Stray" Formation Fluids Associated and Production with Hydrocarbon Exploration and Production. *Elements* 10:285-290.

Roy AA, Adams PJ, Robinson AL. 2014. Air pollutant emissions from the development, production, and processing of Marcellus Shale natural gas. *Journal of the Air & Waste Management Association* 64:19-37.

Schneising O, Burrows JP, Dickerson RR, Buchwitz M, Reuter M, Bovensmann H. 2014. Remote sensing of fugitive methane emissions from oil and gas production in North American tight geologic formations. *Earth's Future*:2014EF000265.

Schwietzke S, Griffin WM, Matthews HS, Bruhwiler LMP. 2014. Natural gas fugitive emissions rates constrained by global atmospheric methane and ethane. *Environmental science & technology*.

Sharma S, Bowman L, Schroeder K, Hammack R. 2014. Assessing changes in gas migration pathways at a hydraulic fracturing site: Example from Greene County, Pennsylvania, USA. *Applied Geochemistry*.

Skone TJ, Littlefield J, Marriott J. 2011. Life Cycle Greenhouse Gas Inventory of Natural Gas Extraction, Delivery and Electricity Production. DOE/NETL-2011/1522. National Energy Technology Laboratory. Laboratory NET, Morgantown, WV.

Smith ML, Kort EA, Karion A, Sweeney C, Herndon SC, Yacovitch TI. 2015. Airborne Ethane Observations in the Barnett Shale: Quantification of Ethane Flux and Attribution of Methane Emissions. *Environmental science & technology* 49:8158-8166.

Soeder DJ, Sharma S, Pekney N, Hopkinson L, Dilmore R, Kutchko B, Stewart B, Carter K, Hakala A, Capo R. 2014. An approach for assessing engineering risk from shale gas wells in the United States. *International Journal of Coal Geology*.

Sommariva R, Blake RS, Cuss RJ, Cordell RL, Harrington JF, White IR, Monks PS. 2014. Observations of the Release of Non-methane Hydrocarbons from Fractured Shale. *Environmental science & technology* 48:8891-8896.

Song W, Chang Y, Liu X, Li K, Gong Y, He G, Wang X, Christie P, Zheng M, Dore AJ, Tian C. 2015. A Multiyear Assessment of Air Quality Benefits from China's Emerging Shale Gas Revolution: Urumqi as a Case Study. *Environmental science & technology*.

Srebotnjak T, Rotkin-Ellman M. 2014. Fracking Fumes: Air Pollution from Hydraulic Fracturing Threatens Public Health and Communities. Natural Resources Defense Council.

- Stuver S, Alonzo J. 2014. White paper-- A Comparison of Air Emission Estimation Methods for Drilling Rig Emissions. Texas A&M Institute of Renewable Natural Resources.
- Stuver SK, Alonzo JR, Burnett DB, Haut RC. 2014. A Better Way to Estimate Emissions from Oil and Gas Sites. *Journal of Petroleum & Environmental Biotechnology* 5.
- Subramanian R, Williams LL, Vaughn TL, Zimmerle D, Roscioli JR, Herndon SC, Yacovitch TI, Floerchinger C, Tkacik DS, Mitchell AL, Sullivan MR, Dallmann TR, Robinson AL. 2015. Methane Emissions from Natural Gas Compressor Stations in the Transmission and Storage Sector: Measurements and Comparisons with the EPA Greenhouse Gas Reporting Program Protocol. *Environmental science & technology*.
- Swarthout RF, Russo RS, Zhou Y, Miller BM, Mitchell B, Horsman E, Lipsky E, McCabe DC, Baum E, Sive BC. 2015. Impact of Marcellus Shale Natural Gas Development in Southwest Pennsylvania on Volatile Organic Compound Emissions and Regional Air Quality. *Environmental science & technology*.
- Thompson CR, Hueber J, Helmig D. 2014. Influence of oil and gas emissions on ambient atmospheric non-methane hydrocarbons in residential areas of Northeastern Colorado. *Elementa: Science of the Anthropocene* 2:000035.
- Townsend-Small A, Marrero JE, Lyon DR, Simpson IJ, Meinardi S, Blake DR. 2015. Integrating Source Apportionment Tracers into a Bottom-up Inventory of Methane Emissions in the Barnett Shale Hydraulic Fracturing Region. *Environmental science & technology* 49:8175-8182.
- U.S. Environmental Protection Agency. 2012. EPA's Air Rules for the Oil & Natural Gas Industry: Summary of Key Changes to the New Source Performance Standards.
- U.S. Environmental Protection Agency. 2014. White paper: Oil and Natural Gas Sector Compressors. 1 of 5. Available: <http://www.epa.gov/airquality/oilandgas/pdfs/20140415compressors.pdf>.
- U.S. Environmental Protection Agency. 2014. White paper: Oil and Natural Gas Sector Hydraulically Fractured Oil Well Completions and Associated Gas during Ongoing Production. 2 of 5. Available: <http://www.epa.gov/airquality/oilandgas/pdfs/20140415completions.pdf>.
- U.S. Environmental Protection Agency. 2014. White paper: Oil and Natural Gas Sector Leaks. 3 of 5. Available: <http://www.epa.gov/airquality/oilandgas/pdfs/20140415leaks.pdf>.
- U.S. Environmental Protection Agency. 2014. White paper: Oil and Natural Gas Sector Liquids Unloading Processes. 4 of 5. Available: <http://www.epa.gov/airquality/oilandgas/pdfs/20140415liquids.pdf>.
- U.S. Environmental Protection Agency. 2014. White paper: Oil and Natural Gas Sector Pneumatic Devices. 5 of 5. Available: <http://www.epa.gov/airquality/oilandgas/2014papers/20140415pneumatic.pdf>.
- Vinciguerra T, Yao S, Dadzie J, Chittams A, Deskins T, Ehrman S, Dickerson RR. 2015. Regional air quality impacts of hydraulic fracturing and shale natural gas activity: Evidence from ambient VOC observations. *Atmospheric Environment* 110:144-150.
- Walter GR, Benke RR, Pickett DA. 2012. Effect of biogas generation on radon emissions from landfills receiving radium-bearing waste from shale gas development. *Journal of the Air & Waste Management Association* 62.
- Warneke C, Geiger F, Edwards PM, Dube W, Pétron G, Kofler J, Zahn A, Brown SS, Graus M, Gilman JB, Lerner BM, Peischl J, Ryerson TB, de Gouw JA, Roberts JM. 2014. Volatile organic compound emissions from the oil and natural gas industry in the Uintah Basin, Utah: oil and gas well pad emissions compared to ambient air composition. *Atmos Chem Phys* 14:10977-10988.
- West Virginia Department of Environmental Protection Office of Oil and Gas. 2013. Air Quality Impacts Occuring from Horizontal Drilling and Related Activities. Charleston, West Virginia

West Virginia Department of Environmental Protection. 2013. Noise, Light, Dust, and Volatile Organic Compounds Generated by the Drilling of Horizontal Wells Related to the Well Location Restriction Regarding Occupied Dwelling Structures. Office of Oil and Gas. Charleston, WV.

Zavala-Araiza D, Allen DT, Harrison M, George FC, Jersey GR. 2015. Allocating Methane Emissions to Natural Gas and Oil Production from Shale Formations. ACS Sustainable Chemistry & Engineering.

Zavala-Araiza D, Lyon D, Alvarez RA, Palacios V, Harriss R, Lan X, Talbot R, Hamburg SP. 2015. Toward a Functional Definition of Methane Super-Emitters: Application to Natural Gas Production Sites. Environmental science & technology 49:8167-8174.

Zielinska B, Fujita E, Campbell D. 2010. Monitoring of Emissions from Barnett Shale Natural Gas Production Facilities for Population Exposure Assessment - Draft. Desert Research Institute. Reno, NV.

## COMMUNITY<sup>1</sup>

Alter TR, Ooms T, Brasier K, Commission AR. 2010. Baseline socioeconomic analysis for the Marcellus shale development in Pennsylvania. Institute for Public Policy & Economic Development.

Bacigalupi LM, Freudenberg WR. 1983. Increased mental health caseloads in an energy boomtown. Administration in mental health 10:306-322.

Bamberger M, Oswald RE. 2012. Impacts of gas drilling on human and animal health. New solutions : a journal of environmental and occupational health policy : NS 22:51-77.

BBC Research and Consulting. 2013. Social Impacts of Oil and Gas Development on Eastern Montana Communities. BBC Research and Consulting. Denver, CO.

Berry EH, Krannich RS, Greider T. 1990. A longitudinal analysis of neighboring in rapidly changing rural places. Journal of Rural Studies 6:175-186.

Boisvert RN, Deaton BJ. 1977. Land Economics 53:133-141.

Boudet H, Clarke C, Bugden D, Maibach E, Roser-Renouf C, Leiserowitz A. 2014. "Fracking" controversy and communication: Using national survey data to understand public perceptions of hydraulic fracturing. Energy Policy 65:57-67.

Branch K, Hooper AD, Creighton J. 1984. Guide to social assessment: a framework for assessing social change. In: Guide to social assessment: A framework for assessing social change. Westview Press.

Brasier KJ, Filteau MR, McLaughlin DK, Jacquet J, Stedman RC, Kelsey TW, Goetz SJ. 2011. Residents' Perceptions of Community and Environmental Impacts from Development of Natural Gas in the Marcellus Shale: A Comparison of Pennsylvania and New York Cases. Journal of Rural Social Sciences 26:32-61.

Brown RB, Dorins SF, Krannich RS. 2005. The Boom-Bust-Recovery Cycle: Dynamics of Change in Community Satisfaction and Social Integration in Delta, Utah\*. Rural Sociology 70:28-49.

Brown RB, Geertsen HR, Krannich RS. 1989. Community Satisfaction and Social Integration in a Boom Town: A Longitudinal Analysis. Rural Sociology 54:568-586.

---

<sup>1</sup> This category excludes articles that are explicitly health related, i.e. community perceptions of health impacts. Such articles can be found in the "General Health" Section



- Cary Institute of Ecosystem Studies. 2012. *Hydrofracking in Focus: What Every Citizen Needs to Know*. Cary Institute, Millbrook, NY.
- Christopherson S, Righor N. 2011. *A Comprehensive Economic Impact Analysis of Natural Gas Extraction in the Marcellus Shale*. Working Paper. Available: [http://greenchoices.cornell.edu/downloads/development/shale/Thinking\\_about\\_Economic\\_Consequences.pdf](http://greenchoices.cornell.edu/downloads/development/shale/Thinking_about_Economic_Consequences.pdf).
- Considine TJ. 2010. *The Economic Impacts of the Marcellus Shale: Implications for New York, Pennsylvania, and West Virginia - A Report to The American Petroleum Institute*. American Petroleum Institute. Laramie, WY.
- Cortese CF. 1982. The impacts of rapid growth on local organizations and community services. *Coping with rapid growth in rural communities*:115-135.
- Cortese CF, Jones B. 1977. The sociological analysis of boom towns. *Western Sociological Review* 8:76-90.
- Davenport JA, Davenport J. 1980. *Boom towns and human services*. University of Wyoming, Department of Social Work.
- Davis LA, McLaughlin DK, Uberoi N. 2015. *The Impact of Marcellus Shale Development on Health and Health Care: The Marcellus Impacts Project Report #2*. The Center for Rural Pennsylvania
- Dixon M. 1978. *What happened to Fairbanks: the effects of the trans-Alaska oil pipeline on the community of Fairbanks, Alaska*. Westview, Boulder, CO.
- Edelstein MR. 1988. *Contaminated communities: The social and psychological impacts of residential toxic exposure*. Westview Press.
- England JL, Albrecht SL. 1984. Boomtowns and social disruption. *Rural Sociology*.
- Environmental Law Institute, Washington and Jefferson College Center for Energy Policy and Management. 2014. *Getting the Boom without the Bust: Guiding Southwest Pennsylvania Through Shale Gas Development*.
- Equitable Origin. 2015. *Equitable Origins Standard for Shale Oil and Gas Operations* Available: <http://www.equitableorigin.org/eo100-standard/shale/>.
- Ecosystem Research Group. 2008. *Sublette County Socioeconomic Impact Study: Phase I Final Report*. Missoula, MT. Available: <http://www.sublettewyo.com/DocumentCenter/Home/View/355>
- Evensen D, Clarke C, Stedman R. 2014. A New York or Pennsylvania state of mind: social representations in newspaper coverage of gas development in the Marcellus Shale. *J Environ Stud Sci* 4:65-77.
- Evensen D, Jacquet JB, Clarke CE, Stedman RC. 2014. What's the 'fracking' problem? One word can't say it all. *The Extractive Industries and Society*.
- Ferrar KJ, Kriesky J, Christen CL, Marshall LP, Malone SL, Sharma RK, Michanowicz DR, Goldstein BD. 2013. Assessment and longitudinal analysis of health impacts and stressors perceived to result from unconventional shale gas development in the Marcellus Shale region. *International Journal of Occupational and Environmental Health* 19:104-112.
- Finkel ML, Selegean J, Hays J, Kondamudi N. 2013. *Marcellus Shale Drilling's Impact on the Dairy Industry in Pennsylvania: A Descriptive Report*. *New solutions : a journal of environmental and occupational health policy* : NS 23:189-201.



- Flanagan K, Heitkamp T, Nedegaard RC, Jayasundara DS. 2014. Black Gold and the Dark Underside of its Development on Human Service Delivery. *Contemporary Rural Social Work* 6.
- Forsyth CJ, Luthra AD, Bankston WB. 2007. Framing perceptions of oil development and social disruption. *The Social Science Journal* 44:287-299.
- Freudenburg WR. 1982. The impacts of rapid growth on the social and personal well-being of local community residents. *Coping with rapid growth in rural communities* 137:70.
- Freudenburg WR. 1984. Boomtown's youth: the differential impacts of rapid community growth on adolescents and adults. *American Sociological Review*:697-705.
- Freudenburg WR. 1986. The density of acquaintanceship: an overlooked variable in community research? *American Journal of Sociology*:27-63.
- Freudenburg WR. 1997. Contamination, corrosion and the social order: An overview. *Current Sociology* 45:19-39.
- Freudenburg WR, Bacigalupi LM, Landoll-Young, C. 1982. Mental health consequences of rapid community growth: A report from the longitudinal study of boomtown mental health impacts. *Journal of health and human resources administration*:334-352.
- Freudenburg WR, Jones RE. 1991. Criminal Behavior and Rapid Community Growth: Examining the Evidence. *Rural Sociology* 56:619-645.
- Gilmore JS, Duff MK. 1975. Boom town growth management: A case study of Rock Springs-Green River, Wyoming. Westview Press Boulder, Colorado.
- Gold RL. 1985. *Ranching, Mining, and the Human Impact of Natural Resources Development*. Transaction Publishers.
- Goldenberg S, Shoveller J, Ostry A, Koehoorn M. 2008. Youth sexual behaviour in a boomtown: implications for the control of sexually transmitted infections. *Sexually Transmitted Infections* 84:220-223.
- Gopalakrishnan S, Klaiber HA. 2014. Is the Shale Energy Boom a Bust for Nearby Residents? Evidence from Housing Values in Pennsylvania. *American Journal of Agricultural Economics* 96:43-66.
- Gosnell H, Abrams J. 2011. Amenity migration: diverse conceptualizations of drivers, socioeconomic dimensions, and emerging challenges. *GeoJournal* 76:303-322.
- Graham J, Irving J, Tang X, Sellers S, Crisp J, Horwitz D, Muehlenbachs L, Krupnick A, Carey D. 2015. Increased traffic accident rates associated with shale gas drilling in Pennsylvania. *Accident Analysis & Prevention* 74:203-209.
- Graham Sustainability Institute. 2013. *Economics Technical Report. Volume II, Report 7*. University of Michigan. Ann Arbor, MI.
- Graham Sustainability Institute. 2013. *Public Perceptions Technical Report. Volume II, Report 8*. University of Michigan. Ann Arbor, MI.
- Gramling R, Freudenburg WR. 1992. Opportunity-Threat, Development, and Adaptation: Toward a Comprehensive Framework for Social Impact Assessment1. *Rural Sociology* 57:216-234.
- Greider T, Krannich RS. 1985. Neighboring Patterns, Social Support, and Rapid Growth A Comparison Analysis from Three Western Communities. *Sociological Perspectives* 28:51-70.

- Greider T, Krannich RS, Berry EH. 1991. Local identity, solidarity, and trust in changing rural communities. *Sociological Focus* 24:263-282.
- Greider T, Little RL. 1988. Social action and social impacts: Subjective interpretation of environmental change. *Society & Natural Resources* 1:45-55.
- Greider TR, Krannich RS. 1985. Perceptions of problems in rapid growth and stable communities: A comparative analysis. *Community Development* 16:80-96.
- Guillaume CL, Wenson SR. 1980. Child abuse in impact communities. *The Boom Town: Problems and Promises of the Energy Vortex*, edited by J Davenport III and JA Davenport Laramie: Department of Social Work, University of Wyoming:85-98.
- Hammer RB, Winkler RL. 2006. Housing Affordability and Population Change in the Upper Midwestern North Woods. In: *Population change and rural society*. pp. 293-309. Springer.
- Headwaters Economics. 2014. How Is Fracking Shaping Your Community and Economy? Recommendations for Monitoring and Measuring Socioeconomic Impacts. Headwaters Economics. Bozeman, MT. Available: <http://headwaterseconomics.org/energy/western/energy-monitoring-practices#summary>.
- Heuer MA, Lee ZC. 2014. Marcellus Shale Development and the Susquehanna River: An Exploratory Analysis of Cross-Sector Attitudes on Natural Gas Hydraulic Fracturing. *Organization & Environment* 27:25-42.
- Hübner A, Horsfield B, Kapp I. 2013. Fact-based communication: the Shale Gas Information Platform SHIP. *Environ Earth Sci* 70:3921-3925.
- Hunter LM, Boardman JD, Onge JMS. 2005. The Association Between Natural Amenities, Rural Population Growth, and Long-Term Residents' Economic Well-Being\*. *Rural Sociology* 70:452-469.
- Hunter LM, Krannich RS, Smith MD. 2002. Rural Migration, Rapid Growth, and Fear of Crime\*. *Rural Sociology* 67:71-89.
- Jacquet J. 2009. Energy boomtowns & natural gas: Implications for Marcellus Shale local governments & rural communities. NERCRD Rural Development.
- Jacquet J, Kay DL, Ramsey D. 2014. The unconventional boomtown: Updating the impact model to fit new spatial and temporal scales. *Journal of Rural and Community Development* 9:1-23.
- Jacquet JB. 2013. *Risks to Communities from Shale Gas Development*. South Dakota State University. Washington, DC.
- Jacquet JB. 2014. Review of Risks to Communities from Shale Energy Development. *Environmental science & technology*.
- Jacquet JB, Stedman RC. 2013. The risk of social-psychological disruption as an impact of energy development and environmental change. *Journal of Environmental Planning and Management*:1-20.
- Kinchy A, Perry S, Rhubarb D, Brasier K, Jacquet J. 2014. New natural gas development and rural communities: Key issues and research priorities. In: *Rural America in a Globalizing World: Problems and Prospects for the 2010s*. (Bailey C, Jensen L, Ransom E, eds.). West Virginia University Press, Morgantown, WV.
- Kolb B, Williamson J. 2012. Environmental Reviews and Case Studies: Water and Sewer Infrastructure Challenges as a Barrier to Housing Development in the Marcellus Shale Region. *Environmental Practice* 14:332-341.

Korfmacher K, Hawker JS, Winebrake J. 2015. Analysis of Environmental and Infrastructure Impacts of Transportation Activities Associated with High Volume Hydraulic Fracturing Operations in the Marcellus Shale Formation. Presented at Transportation Research Board 94th Annual Meeting.

Krannich RS. 2012. Social change in natural resource-based rural communities: the evolution of sociological research and knowledge as influenced by William R. Freudenburg. *J Environ Stud Sci* 2:18-27.

Krannich RS, Greider T. 1984. Personal well-being in rapid growth and stable communities: Multiple indicators and contrasting results. *Rural Sociology* 49:541-552.

Krannich RS, Greider T, Little RL. 1985. Rapid growth and fear of crime: A four-community comparison. *Rural Sociology*.

Krannich RS, Luloff AE, Field DR. 2011. *People, places and landscapes: Social change in high amenity rural areas*. Springer.

Krannich RS, Robertson PG, Olson SK. 2014. Renewable Energy in the United States. In: *Our Energy Future: Socioeconomic Implications and Policy Options for Rural America*. (Albrecht DE, ed.), p. 125.

Kriesky J. 2014. Socioeconomic Change and Human Stress Associated with Shale Gas Extraction.

Kroll-Smith JS, Couch SR. 1989. The real disaster is above ground. A mine fire and social conflict.

Kroll-Smith JS, Couch SR, Levine AG. 2002. Technological hazards and disasters. *Handbook of environmental sociology*:295-328.

Krupnick AJ, Siikamäki J. 2014. Would You Pay to Reduce Risks from Shale Gas Development? Public Attitudes in Pennsylvania and Texas. 185:38-43. *Resources for the Future*, Washington, DC.

Kuwayama Y, Olmstead S, Krupnick A. 2013. Water Resources and Unconventional Fossil Fuel Development - Linking Physical Impacts to Social Costs. RFF DP 13-34. *Resources for the Future*. Washington, DC.

Ladd AE. 2013. Stakeholder Perceptions of Socioenvironmental Impacts from Unconventional Natural Gas Development and Hydraulic Fracturing in the Haynesville Shale. *Journal of Rural Social Sciences* 28:56-89.

Ladd AE. 2014. Environmental Disputes and Opportunity-Threat Impacts Surrounding Natural Gas Fracking in Louisiana. *Social Currents* 1:293-311.

Lantz A, Sackett K, Halpern J. 1980. Alcohol-related problems in rapidly growing communities. The boom town: Problems and promises in the energy vortex Laramie, Wyoming: University of Wyoming Department of Social Work.

Leistriz FL, Murdock SH, Leholm AG. 1982. Local economic changes associated with rapid growth. Coping with rapid growth in rural communities:25-62.

Lendel I. 2014. Social Impacts of Shale Development on Municipalities. *The Bridge: Linking Engineering and Science* 44:47-51.

Marré A, Pender J. 2013. The Distribution Of Household Net Worth Within And Across Rural Areas: Are There Links To The Natural Resource Base? *American Journal of Agricultural Economics* 95:457-462.

Maryland Institute for Applied Environmental Health. 2014. Potential Public Health Impacts of Natural Gas Development and Production in the Marcellus Shale in Western Maryland. School of Public Health, University of Maryland. College Park.

- McKeown RL, Lantz A. 1977. Rapid growth and the impact on quality of life in rural communities: A case study. Denver Research Institute. Denver, CO.
- Molinatti G, Simonneau L. 2015. A Socioenvironmental Shale Gas Controversy: Scientists' Public Communications, Social Responsibility and Collective Versus Individual Positions. *Science Communication* 37:190-216.
- Mount DJ, Kelsey TW, Brasier KJ. 2014. The Impact of Marcellus Shale Development on Hotel Revenues in Pennsylvania. Penn State School of Hospitality Management.
- Muehlenbachs L, Krupnick A. 2013. Shale Gas Development Linked to Traffic Accidents in Pennsylvania. 185:Resources for the Future, Washington, DC.
- Muehlenbachs L, Spiller E, Timmins C. 2013. The Housing Market Impacts of Shale Gas Development. RFF DP 13-39. Resources for the Future. Washington, DC.
- Murdock SH. 1999. Hazardous wastes in rural America: Impacts, implications, and options for rural communities. Rowman & Littlefield.
- Murdock SH, Leistriz FL. 1979. Energy development in the western United States: Impact on rural areas.
- Murray JA, Weber BA, Weber B, Howell R. 1982. The impacts of rapid growth on the provision and financing of local public services. Coping with rapid growth in rural communities:97-114.
- North DW, Stern PC, Webler T, Field P. 2014. Public and Stakeholder Participation for Managing and Reducing the Risks of Shale Gas Development. *Environmental science & technology*.
- Paredes D, Komarek T, Loveridge S. 2015. Income and employment effects of shale gas extraction windfalls: Evidence from the Marcellus region. *Energy Economics* 47:112-120.
- Pennigroth SM, Yarrow MM, Figueroa AX, Bowen RJ, Delgado S. 2013. Community-based risk assessment of water contamination from high-volume horizontal hydraulic fracturing. *New solutions : a journal of environmental and occupational health policy* : NS 23:137-166.
- Perry SL. 2012. Development, land use, and collective trauma: the Marcellus Shale gas boom in rural Pennsylvania. *Culture, Agriculture, Food and Environment* 34:81-92.
- Perry SL. 2012. Environmental Reviews and Case Studies: Addressing the Societal Costs of Unconventional Oil and Gas Exploration and Production: A Framework for Evaluating Short-Term, Future, and Cumulative Risks and Uncertainties of Hydrofracking. *Environmental Practice* 14:352-365.
- Perry SL. 2013. Using ethnography to monitor the community health implications of onshore unconventional oil and gas developments: examples from Pennsylvania's Marcellus Shale. *New solutions : a journal of environmental and occupational health policy* : NS 23:33-53.
- Picou JS, Marshall BK, Gill DA. 2004. Disaster, litigation, and the corrosive community. *Social Forces* 82:1493-1522.
- Popkin JH, Duke JM, Borchers AM, Ilvento T. 2013. Social costs from proximity to hydraulic fracturing in New York State. *Energy Policy* 62:62-69.
- Portney KE. 1991. Siting Hazardous Waste Treatment Facilities: The NIMBY Syndrome. Auburn House, New York.

Powers M, Saberi P, Pepino R, Strupp E, Bugos E, Cannuscio C. 2015. Popular Epidemiology and “Fracking”: Citizens’ Concerns Regarding the Economic, Environmental, Health and Social Impacts of Unconventional Natural Gas Drilling Operations. *J Community Health* 40:534-541.

Rabinowitz P, Slizovskiy I. 2014. Proximity to Natural Gas Wells and Reported Health Status: Results of a Household Survey in Washington County, Pennsylvania. *Environmental health perspectives*.

Resources for the Future. 2014. Shale Gas Development Linked to Traffic Accidents in Pennsylvania. 6-7. *Resources for the Future*, Washington, DC.

Saberi P, Probert KJ, Powers M, Emmett E, Green-McKenzie J. 2014. Field survey of health perception and complaints of Pennsylvania residents in the Marcellus shale region. *Int J Environ Res Public Health* 11:6517-6527.

Sampson RJ. 1991. Linking the micro-and macrolevel dimensions of community social organization. *Social Forces* 70:43-64.

Sampson RJ, Groves WB. 1989. Community structure and crime: Testing social-disorganization theory. *American journal of sociology*:774-802.

Schafft K, Biddle C. 2015. Opportunity, Ambivalence, and Youth Perspectives on Community Change in Pennsylvania's Marcellus Shale Region. *Human Organization* 74:74-85.

Schafft KA, Borlu Y, Glenna L. 2013. The Relationship between Marcellus Shale Gas Development in Pennsylvania and Local Perceptions of Risk and Opportunity. *Rural Sociology* 78:143-166.

Schafft KA, Glenna LL, Green B, Borlu Y. 2014. Local Impacts of Unconventional Gas Development within Pennsylvania's Marcellus Shale Region: Gauging Boomtown Development through the Perspectives of Educational Administrators. *Society & Natural Resources* 27:389-404.

Siikamäki J, Krupnick AJ. 2013. Public's Attitudes and the Willingness to Pay to Reduce Shale Gas Risks: Survey Results from Pennsylvania and Texas. *Resources for the Future*. Washington, DC.

Slovic P, Layman M, Kraus N, Flynn J, Chalmers J, Gesell G. 1991. Perceived Risk, Stigma, and Potential Economic Impacts of a High-Level Nuclear Waste Repository in Nevada. *Risk Analysis* 11:683-696.

Smith DC, Richards JM. 2015. Social License to Operate: Hydraulic Fracturing-Related Challenges Facing the Oil & Gas Industry. *Rocky Mountain Mineral Law Foundation; International Bar Foundation*. Available: <http://ssrn.com/abstract=2591988>.

Smith MD, Krannich RS, Hunter LM. 2002. Growth, decline, stability, and disruption: A longitudinal analysis of social Well-Being in four western rural communities\*. *Rural Sociology* 66:425-450.

Equitable Origin. 2015. EO100 Standard - Technical Addendum. Available: [http://www.equitableorigin.org//media/eweb-media/files\\_db/EO100\\_Standard\\_Shale\\_Oil\\_and\\_Gas\\_DRAFT\\_v2.pdf](http://www.equitableorigin.org//media/eweb-media/files_db/EO100_Standard_Shale_Oil_and_Gas_DRAFT_v2.pdf)

Stedman RC, Jacquet JB, Filteau MR, Willits FK, Brasier KJ, McLaughlin DK. 2012. Marcellus Shale Gas Development and New Boomtown Research: Views of New York and Pennsylvania Residents. *Environmental Practice* 14:382-393.

Stedman RC, Patriquin MN, Parkins JR. 2012. Dependence, diversity, and the well-being of rural community: building on the Freudenburg legacy. *J Environ Stud Sci* 2:28-38.

Steinzor N, Subra W, Sumi L. 2012. Gas patch roulette: how shale gas development risks public health in Pennsylvania. *Earthworks Oil and Gas Accountability Project*.

Steinzor N, Subra W, Sumi L. 2013. Investigating links between shale gas development and health impacts through a community survey project in Pennsylvania. *New solutions : a journal of environmental and occupational health policy* : NS 23:55-83.

Summers GF, Evans S, Clemente F, Beck E, Minkoff J. 1976. *Industrial invasion of nonmetropolitan America*. Praeger, New York.

Theodori GL, Luloff A, Willits FK, Burnett DB. 2013. Hydraulic Fracturing and the Management, Disposal, and Reuse of Frac Flowback Waters: Views from the General Public in the Pennsylvania Marcellus Shale Region. Final research report for the New York State Energy Research and Development Authority. Huntsville, TX: Center for Rural Studies, Sam Houston State University. Retrieved July 3, 2013 ([http://www.shsu.edu/~org\\_crs/Publications/hydraulic%20fracturing%20wastewater%20treatment%20final%20report.pdf](http://www.shsu.edu/~org_crs/Publications/hydraulic%20fracturing%20wastewater%20treatment%20final%20report.pdf)).

Theodori GL, Wynveen BJ, Fox WE, Burnett DB. 2009. Public perception of desalinated water from oil and gas field operations: Data from Texas. *Society and Natural Resources* 22:674-685.

Weber BA, Geigle J, Barkdull C. 2014. Rural North Dakota's Oil Boom and Its Impact on Social Services. *Social work* 59:62-72.

Weber JG. 2012. The effects of a natural gas boom on employment and income in Colorado, Texas, and Wyoming. *Energy Economics* 34:1580-1588.

Weber JG, Burnett J, Xiarchos IM. 2014. Shale Gas Development and Housing Values over a Decade: Evidence from the Barnett Shale. USAEE Working Paper No. 14-165.

Weigle JL. 2011. Resilience, community, and perceptions of Marcellus Shale development in the Pennsylvania wilds: Reframing the discussion. *Sociological Viewpoints* 27:3.

Weisz R. 1979. Stress and Mental Health in a Boom Town. In: *Boom town and human services*. (Davenport III J, Davenport JA, eds.). University of Wyoming, Laramie.

Weisz R. 1980. Coping with Stresses of a Boom: Mental Health Alternatives for Impacted Communities. In: *The Boom Town: Problems and Promises of the Energy Vortex*. (Davenport III J, Davenport JA, eds.), pp. 55-69. University of Wyoming, Laramie.

Wernham A. 2007. Inupiat Health and Proposed Alaskan Oil Development: Results of the First Integrated Health Impact Assessment/Environmental Impact Statement for Proposed Oil Development on Alaska's North Slope. *EcoHealth* 4:500-513.

Williamson J, Kolb B. 2011. Marcellus natural gas development's effect on housing in Pennsylvania. Center for the Study of Community and the Economy.

Willits FK, Filteau MR, McLaughlin DK, Brasier KJ, Ooms T, Tracewski S, Stedman RC. Pennsylvania Residents' Perceptions of Natural Gas Development in the Marcellus Shale. 13. Penn State University Cornell University Institute for Public Policy and Economic Development,

Worldwatch Institute. 2015. *Broken Promises: Impacts of Pennsylvania's Shale Gas Boom on Local Economies*.

Wynveen BJ. 2011. A thematic analysis of local respondents' perceptions of Barnett Shale energy development. *Journal of Rural Social Sciences* 26:8-31.

Yonk RM, Simmons RT. 2013. *The Role of Oil and Gas and Amenities in County Economic Development*. Southern Utah University. Cedar City, Utah.



## HYDRAULIC FRACTURING RELATED FLUIDS, WASTEWATER, and SOLID WASTE

- Abualfaraj N, Gurian PL, Olson MS. 2014. Characterization of Marcellus Shale Flowback Water. *Environmental Engineering Science*.
- Adams MB. 2011. Land Application of Hydrofracturing Fluids Damages a Deciduous Forest Stand in West Virginia. *Journal of Environmental Quality* 40:1340-1344.
- Akob DM, Cozzarelli IM, Dunlap DS, Rowan EL, Lorah MM. 2015. Organic and Inorganic Composition and Microbiology of Produced Waters from Pennsylvania Shale Gas Wells. *Applied Geochemistry*.
- Almond S, Clancy SA, Davies RJ, Worrall F. 2014. The flux of radionuclides in flowback fluid from shale gas exploitation. *Environ Sci Pollut Res* 21:12316-12324.
- Balaba RS, Smart RB. 2012. Total arsenic and selenium analysis in Marcellus shale, high-salinity water, and hydrofracture flowback wastewater. *Chemosphere* 89:1437-1442.
- Balashov VN, Engelder T, Gu X, Fantle MS, Brantley SL. 2015. A model describing flowback chemistry changes with time after Marcellus Shale hydraulic fracturing. *AAPG Bulletin* 99:143-154.
- Barbot E, Vidic NS, Gregory KB, Vidic RD. 2013. Spatial and Temporal Correlation of Water Quality Parameters of Produced Waters from Devonian-Age Shale following Hydraulic Fracturing. *Environmental science & technology* 47:2562-2569.
- Bibby KJ, Brantley SL, Reible DD, Linden KG, Mouser PJ, Gregory KB, Ellis BR, Vidic RD. 2013. Suggested Reporting Parameters for Investigations of Wastewater from Unconventional Shale Gas Extraction. *Environmental science & technology* 47:13220-13221.
- Bomgardner MM. 2015. Better Chemistry Flows To The Oil And Gas Industry. *Chemical & Engineering News* 93:13-17.
- Boschee P. 2014. Produced and Flowback Water Recycling and Reuse: Economics, Limitations, and Technology. *Oil and Gas Facilities* 3.
- Broni-Bediako E, Amorin R. 2010. Effects of drilling fluid exposure to oil and gas workers presented with major areas of exposure and exposure indicators. *Research Journal of Applied Sciences, Engineering and Technology* 2:710-719.
- Brown V. 2014. Radionuclides in Fracking Wastewater. *Environmental health perspectives* 122.
- Capo RC, Stewart BW, Rowan EL, Kolesar Kohl CA, Wall AJ, Chapman EC, Hammack RW, Schroeder KT. 2014. The strontium isotopic evolution of Marcellus Formation produced waters, southwestern Pennsylvania. *International Journal of Coal Geology* 126:57-63.
- Chapman EC, Capo RC, Stewart BW, Kirby CS, Hammack RW, Schroeder KT, Edenborn HM. 2012. Geochemical and Strontium Isotope Characterization of Produced Waters from Marcellus Shale Natural Gas Extraction. *Environmental science & technology* 46:3545-3553.
- Cluff MA, Hartsock A, MacRae JD, Carter K, Mouser PJ. 2014. Temporal Changes in Microbial Ecology and Geochemistry in Produced Water from Hydraulically Fractured Marcellus Shale Gas Wells. *Environmental science & technology* 48:6508-6517.
- Coday BD, Cath TY. 2014. Forward osmosis: Novel desalination of produced water and fracturing flowback.

Journal American Water Works Association 106:37-38.

Energy in Depth. 2013. A Fluid Situation: Typical Solution Used in Hydraulic Fracturing. Independent Petroleum Association of America. Washington, DC.

Engelder T, Cathles LM, Bryndzia LT. 2014. The fate of residual treatment water in gas shale. *Journal of Unconventional Oil and Gas Resources* 7:33-48.

Engle MA, Rowan EL. 2013. Geochemical evolution of produced waters from hydraulic fracturing of the Marcellus Shale, northern Appalachian Basin: A multivariate compositional data analysis approach. *International Journal of Coal Geology*.

Engle MA, Rowan EL. 2014. Geochemical evolution of produced waters from hydraulic fracturing of the Marcellus Shale, northern Appalachian Basin: A multivariate compositional data analysis approach. *International Journal of Coal Geology* 126:45-56.

Esswein EJ, Snawder J, King B, Breitenstein M, Alexander-Scott M, Kiefer M. 2014. Evaluation of Some Potential Chemical Exposure Risks During Flowback Operations in Unconventional Oil and Gas Extraction: Preliminary Results. *Journal of Occupational and Environmental Hygiene*:D174-D184.

Farag AM, Harper DD. 2014. A review of environmental impacts of salts from produced waters on aquatic resources. *International Journal of Coal Geology* 126:157-161.

Ferrer I, Thurman EM. 2015. Chemical Constituents and Analytical Approaches for Hydraulic Fracturing Waters. *Trends in Environmental Analytical Chemistry*.

Fisher JC, Belden JB, Bidwell JR. 2010. Can site-specific heuristic toxicity models predict the toxicity of produced water? *Chemosphere* 80:542-547.

Flewelling SA, Sharma M. 2013. Constraints on upward migration of hydraulic fracturing fluid and brine. *Ground water* 52:9-19.

Fucik K. 1992. Toxicity identification and characteristics of produced water discharges from Colorado and Wyoming. In: *Produced Water*. pp. 187-198. Springer.

Gallegos TJ, Varela BA. 2015. Trends in Hydraulic Fracturing Distributions and Treatment Fluids, Additives, Proppants, and Water Volumes Applied to Wells Drilled in the United States from 1947 through 2010—Data Analysis and Comparison to the Literature. U.S. Geological Survey.

Gilmore K, Hupp R, Glathar J. 2013. Transport of Hydraulic Fracturing Water and Wastes in the Susquehanna River Basin, Pennsylvania. *Journal of Environmental Engineering* 140:B4013002.

Gilmore KR, Hupp RL, Glathar J. 2014. Transport of Hydraulic Fracturing Water and Wastes in the Susquehanna River Basin, Pennsylvania. *Journal of Environmental Engineering* 140.

Glazer YR, Kjellsson JB, Sanders KT, Webber ME. 2014. Potential for Using Energy from Flared Gas for On-Site Hydraulic Fracturing Wastewater Treatment in Texas. *Environmental Science & Technology Letters* 1:300-304.

Gordalla BC, Ewers U, Frimmel FH. 2013. Hydraulic fracturing: a toxicological threat for groundwater and drinking-water? *Environmental Earth Sciences* 70:3875-3893.

Gradient. 2013. National Human Health Risk Evaluation for Hydraulic Fracturing Fluid Additives. Gradient. Cambridge, MA.

- Haghshenas A, Nasr-El-Din HA. 2014. Effect of dissolved solids on reuse of produced water at high temperature in hydraulic fracturing jobs. *Journal of Natural Gas Science and Engineering* 21:316-325.
- Haluszczak LO, Rose AW, Kump LR. 2013. Geochemical evaluation of flowback brine from Marcellus gas wells in Pennsylvania, USA. *Applied Geochemistry* 28:55-61.
- Harkness JS, Dwyer GS, Warner NR, Parker KM, Mitch WA, Vengosh A. 2015. Iodide, Bromide, and Ammonium in Hydraulic Fracturing and Oil and Gas Wastewaters: Environmental Implications. *Environmental science & technology*.
- He C, Li M, Liu W, Barbot E, Vidic R. 2014. Kinetics and Equilibrium of Barium and Strontium Sulfate Formation in Marcellus Shale Flowback Water. *Journal of Environmental Engineering* 140:B4014001.
- Hellman JR, Scheetz BE, Luscher WG, Hartwich DG, Kosesk RP. 2014. Proppants for shale gas and oil recovery: Engineering ceramics for stimulation of unconventional energy resources. *American Ceramic Society Bulletin* 93.
- Jackson RB, Vengosh A, Carey JW, Davies RJ, Darrah TH, O'Sullivan F, Pétron G. 2014. The Environmental Costs and Benefits of Fracking. *Annual Review of Environment and Resources*.
- Johnson JD, Graney JR. 2015. Fingerprinting Marcellus Shale waste products from Pb isotope and trace metal perspectives. *Applied Geochemistry* 60:104-115.
- Jung H, Carroll K, Kabilan S, Heldebrant D, Hoyt D, Zhong L, Varga T, Stephens S, Adams L, Bonneville A. 2015. Stimuli-responsive/reversible hydraulic fracturing fluids as a greener alternative to support geothermal and fossil energy production. *Green Chemistry* 17:2799-2812.
- Kahrilas GA, Blotvogel J, Stewart PS, Borch T. 2014. Biocides in Hydraulic Fracturing Fluids: A Critical Review of Their Usage, Mobility, Degradation, and Toxicity. *Environmental science & technology*.
- Kappel WM, Williams JH, Szabo Z. 2013. *Water Resources and Shale Gas/Oil Production in the Appalachian Basin—Critical Issues and Evolving Developments*. U.S. Geological Survey. Ithaca, NY.
- Kassotis CD, Tillitt DE, Davis JW, Hormann AM, Nagel SC. 2013. Estrogen and androgen receptor activities of hydraulic fracturing chemicals and surface and ground water in a drilling-dense region. *Endocrinology* 155:897-907.
- Katie Guerra KD, Steve Dunderf 2011. *Oil and Gas Produced Water Management and Beneficial Use in the Western United States*. U.S. Department of the Interior, Bureau of Reclamation. Denver, CO.
- Kekacs D, Drollette B, Brooker M, Plata D, Mouser P. 2015. Aerobic biodegradation of organic compounds in hydraulic fracturing fluids. *Biodegradation* 26:271-287.
- Kneeland JM, Butler EL. 2013. *Hydraulic Fracturing Fluid Forensics: Potential and Pitfalls*. Presented at 20th IPEC Conference, San Antonio, TX. Gradient.
- Kondash AJ, Warner NR, Lahav O, Vengosh A. 2014. Radium and barium removal through blending hydraulic fracturing fluids with acid mine drainage. *Environmental science & technology*.
- Laboratory AN, Veil JA, Puder MG, Elcock D, Robert J, Redweik J. 2004. *A White Paper Describing Produced Water from Production of Crude Oil, Natural Gas, and Coal Bed Methane*. National Energy Technology Laboratory.
- Lester Y, Ferrer I, Thurman EM, Sitterley KA, Korak JA, Aiken G, Linden KG. 2015. Characterization of hydraulic fracturing flowback water in Colorado: Implications for water treatment. *Science of The Total Environment* 512–513:637-644.
- Linkov AM. 2014. On comparison of thinning fluids used for hydraulic fracturing. *International Journal of*

Engineering Science 77:14-23.

Liu HH, Sang SX, Xu HJ, Liu SQ. 2013. Variational Characteristics of Water Quality of Produced Formation Water in Coalbed Methane Production Area. In: *Advances in Environmental Technologies, Pts 1-6*. (Zhao J, Iranpour R, Li X, Jin B, eds.), pp. 1560-1565.

Lopez A. 2013. Radiological Issues Associated With The Recent Boom In Oil And Gas Hydraulic Fracturing. ASMA 2013 15th International Conference on Environmental Remediation and Radioactive Waste Management, Vol 1: Low/Intermediate-Level Radioactive Waste Management; Spent Fuel, Fissile Material, Transuranic and High-Level Radioactive Waste Management.

Lutz BD, Lewis AN, Doyle MW. 2013. Generation, transport, and disposal of wastewater associated with Marcellus Shale gas development. *Water Resources Research* 49:647-656.

Maguire-Boyle SJ, Barron AR. 2014. Organic compounds in produced waters from shale gas wells. *Environmental Science: Processes & Impacts*.

Maloney KO, Yoxtheimer DA. 2012. Production and disposal of waste materials from gas and oil extraction from the Marcellus Shale play in Pennsylvania. *Environmental Practice* 14:278-287.

Manda AK, Heath JL, Klein WA, Griffin MT, Montz BE. 2014. Evolution of multi-well pad development and influence of well pads on environmental violations and wastewater volumes in the Marcellus shale (USA). *Journal of Environmental Management* 142:36-45.

Maule AL, Makey CM, Benson EB, Burrows IJ, Scammell MK. 2013. Disclosure of hydraulic fracturing fluid chemical additives: analysis of regulations. *New solutions : a journal of environmental and occupational health policy* : NS 23:167-187.

Mauter M, Palmer V. 2014. Expert Elicitation of Trends in Marcellus Oil and Gas Wastewater Management. *Journal of Environmental Engineering* 140:B4014004.

Mauter MS, Alvarez PJJ, Burton A, Cafaro DC, Chen W, Gregory KB, Jiang G, Li Q, Pittock J, Reible D, Schnoor JL. 2014. Regional Variation in Water-Related Impacts of Shale Gas Development and Implications for Emerging International Plays. *Environmental science & technology*.

Middleton RS, Carey JW, Currier RP, Hyman JD, Kang Q, Karra S, Jiménez-Martínez J, Porter ML, Viswanathan HS. 2015. Shale gas and non-aqueous fracturing fluids: Opportunities and challenges for supercritical CO<sub>2</sub>. *Applied Energy* 147:500-509.

Mount DR, Drott K, Gulley D, Fillo J, O'Neil P. 1992. Use of laboratory toxicity data for evaluating the environmental acceptability of produced water discharge to surface waters. In: *Produced water*. pp. 175-185. Springer.

Murali Mohan A, Hartsock A, Bibby KJ, Hammack RW, Vidic RD, Gregory KB. 2013. Microbial Community Changes in Hydraulic Fracturing Fluids and Produced Water from Shale Gas Extraction. *Environmental science & technology* 47:13141-13150.

Murali Mohan A, Hartsock A, Hammack RW, Vidic RD, Gregory KB. 2013. Microbial communities in flowback water impoundments from hydraulic fracturing for recovery of shale gas. *FEMS Microbiology Ecology* 86:567-580.

Natural Resources Defense Council. 2015. Fracking's Most Wanted: Lifting the Veil on Oil and Gas Company Spills and Violations. NRDC Issue Paper, IP:15-01-A.

Nicot J-P, Scanlon BR, Reedy RC, Costley RA. 2014. Source and Fate of Hydraulic Fracturing Water in the Barnett Shale: A Historical Perspective. *Environmental science & technology* 48:2464-2471.

- O'Neil P, Harris S, Mettee M, Isaacson H, Evans J. 1992. Biological fate and effect of coalbed methane produced waters discharged into streams of the Warrior Basin, Alabama. In: *Produced Water*. pp. 315-327. Springer.
- Olsson O, Weichgrebe D, Rosenwinkel K-H. 2013. Hydraulic fracturing wastewater in Germany: composition, treatment, concerns. *Environmental Earth Sciences* 70:3895-3906.
- Orem W, Tatu C, Varonka M, Lerch H, Bates A, Engle M, Crosby L, McIntosh J. 2014. Organic substances in produced and formation water from unconventional natural gas extraction in coal and shale. *International Journal of Coal Geology*.
- Pashin JC, McIntyre-Redden MR, Mann SD, Kopaska-Merkel DC, Varonka M, Orem W. 2014. Relationships between water and gas chemistry in mature coalbed methane reservoirs of the Black Warrior Basin. *International Journal of Coal Geology* 126:92-105.
- Phan TT, Capo RC, Stewart BW, Graney JR, Johnson JD, Sharma S, Toro J. 2015. Trace metal distribution and mobility in drill cuttings and produced waters from Marcellus Shale gas extraction: uranium, arsenic, barium. *Applied Geochemistry*.
- Pirzadeh P, Lesage KL, Marriott RA. 2014. Hydraulic Fracturing Additives and the Delayed Onset of Hydrogen Sulfide in Shale Gas. *Energy & Fuels* 28:4993-5001.
- Rahm BG, Bates JT, Bertioia LR, Galford AE, Yoxheimer DA, Riha SJ. 2013. Wastewater management and Marcellus Shale gas development: Trends, drivers, and planning implications. *Journal of environmental management* 120:105-113.
- Rahm BG, Riha SJ. 2012. Toward strategic management of shale gas development: Regional, collective impacts on water resources. *Environmental Science & Policy* 17:12-23.
- Rahm BG, Vedachalam S, Bertioia LR, Mehta D, Vanka VS, Riha SJ. 2015. Shale gas operator violations in the Marcellus and what they tell us about water resource risks. *Energy Policy* 82:1-11.
- Reddy KJ, Helmericks C, Whitman A, Legg D. 2014. Geochemical processes controlling trace elemental mobility in coalbed natural gas (CBNG) disposal ponds in the Powder River Basin, WY. *International Journal of Coal Geology* 126:120-127.
- Riedl J, Rotter S, Faetsch S, Schmitt-Jansen M, Altenburger R. 2013. Proposal for applying a component-based mixture approach for ecotoxicological assessment of fracturing fluids. *Environmental Earth Sciences* 70:3907-3920.
- Rodriguez RS, Soeder DJ. 2015. Evolving water management practices in shale oil and gas development. *Journal of Unconventional Oil and Gas Resources*.
- Rowan E, Engle M, Kirby C, Kraemer T. 2011. Radium content of oil-and gas-field produced waters in the Northern Appalachian basin (USA)—Summary and discussion of data. *US Geological Survey Scientific Investigations Report* 5135:31.
- Rowan EL, Engle MA, Kraemer TF, Schroeder KT, Hammack RW, Doughten MW. 2015. Geochemical and isotopic evolution of water produced from Middle Devonian Marcellus Shale gas wells, Appalachian Basin, Pennsylvania. *AAPG Bulletin*.
- Rozell DJ, Reaven SJ. 2012. Water Pollution Risk Associated with Natural Gas Extraction from the Marcellus Shale. *Risk Analysis* 32:1382-1393.
- Sang w, Stoof CR, Zhang W, Morales VL, Gao B, Kay RW, Liu L, Zhang Y, Steenhuis TS. 2014. Effect of Hydrofracking Fluid on Colloid Transport in the Unsaturated Zone. *Environmental science & technology*.

- Schmidt CW. 2013. Estimating Wastewater Impacts from Fracking. *Environmental health perspectives* 121:a117.
- Searl A, Galea KS. 2011. Toxicological review of the possible effects associated with inhalation and dermal exposure to drilling fluids production streams. Institute of Occupational Medicine. Medicine IoO, Edinburgh.
- Shaffer DL, Arias Chavez LH, Ben-Sasson M, Romero-Vargas Castrillón S, Yip NY, Elimelech M. 2013. Desalination and Reuse of High-Salinity Shale Gas Produced Water: Drivers, Technologies, and Future Directions. *Environmental science & technology* 47:9569-9583.
- Shariq L. 2013. Uncertainties Associated with the Reuse of Treated Hydraulic Fracturing Wastewater for Crop Irrigation. *Environmental science & technology* 47:2435-2436.
- Sharma S, Baggett JK. 2011. Application of carbon isotopes to detect seepage out of coalbed natural gas produced water impoundments. *Applied Geochemistry* 26:1423-1432.
- Silva JM, Gettings RM, Kostedt WL, Watkins VH. 2014. Produced Water from Hydrofracturing: Challenges and Opportunities for Reuse and Recovery. *The Bridge: Linking Engineering and Science* 44:34-40.
- Skalak KJ, Engle MA, Rowan EL, Jolly GD, Conko KM, Benthem AJ, Kraemer TF. 2013. Surface disposal of produced waters in western and southwestern Pennsylvania: Potential for accumulation of alkali-earth elements in sediments. *International Journal of Coal Geology*.
- Soeder DJ, Sharma S, Pekney N, Hopkinson L, Dilmore R, Kutchko B, Stewart B, Carter K, Hakala A, Capo R. 2014. An approach for assessing engineering risk from shale gas wells in the United States. *International Journal of Coal Geology*.
- Steinzor N, Baizel B. 2015. *Wasting Away: For states' failure to manage gas and oil field waste from the Marcellus and Utica Shale Earthworks*. Washington, DC. Available: <http://wastingaway.earthworksaction.org>.
- Stoll ZA, Forrestal C, Ren ZJ, Xu P. 2014. Shale Gas Produced Water Treatment Using Innovative Microbial Capacitive Desalination Cell. *Journal of Hazardous Materials*.
- Stringfellow WT, Domen JK, Camarillo MK, Sandelin WL, Borglin S. 2014. Physical, chemical, and biological characteristics of compounds used in hydraulic fracturing. *Journal of Hazardous Materials* 275:37-54.
- Strong L, Gould T, Kasinkas L, Sadowsky M, Aksan A, Wackett L. 2014. Biodegradation in Waters from Hydraulic Fracturing: Chemistry, Microbiology, and Engineering. *Journal of Environmental Engineering* 140:B4013001.
- Sun M, Lowry GV, Gregory KB. 2013. Selective oxidation of bromide in wastewater brines from hydraulic fracturing. *Water Research* 47:3723-3731.
- Szymczak S, Shen D, Higgins R, Gupta DVS. 2014. Minimizing Environmental and Economic Risks With a Proppant-Sized Solid-Scale-Inhibitor Additive in the Bakken Formation. *Spe Production & Operations* 29:14-20.
- Thiel GP, Lienhard V JH. 2014. Treating produced water from hydraulic fracturing: Composition effects on scale formation and desalination system selection. *Desalination* 346:54-69.
- Thurman EM, Ferrer I, Blotvogel J, Borch T. 2014. Analysis of Hydraulic Fracturing Flowback and Produced Waters Using Accurate Mass: Identification of Ethoxylated Surfactants. *Analytical chemistry* 86:9653-9661.
- U.S. Environmental Protection Agency. 2002. Exemption of Oil and Gas Exploration and Production Wastes from Federal Hazardous Waste Regulations. Washington, DC. Available: [www.epa.gov/osw](http://www.epa.gov/osw).
- U.S. Environmental Protection Agency. 2015. Analysis of Hydraulic Fracturing Fluid Data from the FracFocus



Chemical Disclosure Registry 1.0. US Environmental Protection Agency. Washington, DC.

Veil J. 2015. U.S. Produced Water Volumes and Management Practices in 2012. Ground Water Protection Council. Available: [http://www.gwpc.org/sites/default/files/Produced%20Water%20Report%202014-GWPC\\_0.pdf](http://www.gwpc.org/sites/default/files/Produced%20Water%20Report%202014-GWPC_0.pdf).

Vidic RD, He C, Zhang T, Zheng X, Li Y. 2014. Management of Marcellus Shale Produced Water in Pennsylvania: A Review of Current Strategies and Perspectives. *Energy Technology*.

Warner NR, Christie CA, Jackson RB, Vengosh A. 2013. Impacts of shale gas wastewater disposal on water quality in western Pennsylvania. *Environmental science & technology* 47:11849-11857.

Warner NR, Darrah TH, Jackson RB, Millot R, Kloppmann W, Vengosh A. 2014. New Tracers Identify Hydraulic Fracturing Fluids and Accidental Releases from Oil and Gas Operations. *Environmental science & technology* 48:12552-12560.

Wilson J, Wang Y, VanBriesen J. 2014. Sources of High Total Dissolved Solids to Drinking Water Supply in Southwestern Pennsylvania. *Journal of Environmental Engineering* 140:B4014003.

Wilson JM, VanBriesen JM. 2012. Oil and gas produced water management and surface drinking water sources in Pennsylvania. *Environmental Practice* 14:288-300.

Wulforth J. 2000. Collective identity and hazardous waste management. *Rural Sociology* 65:275-294.

Xie G, Deng MY, Su JL, Pu LC. 2014. Study on shale gas drilling fluids technology. In: *Exploration and Processing of Mineral Resources*. (Pan W, Xu QJ, Li H, eds.), pp. 651-656.

Ying L, O'Connor F, Stolz JF. 2015. Scintillation gamma spectrometer for analysis of hydraulic fracturing waste products. *Journal of environmental science and health Part A, Toxic/hazardous substances & environmental engineering* 50:511-515.

Yoxheimer D, Blumsack S, Murphy T. 2012. The Decision to Use Acidic Coal-Mine Drainage for Hydraulic Fracturing of Unconventional Shale-Gas Wells. *Environmental Practice* 14:301-307.

Zhang T, Bain DJ, Hammack RW, Vidic RD. 2015. Analysis of Radium-226 in high salinity wastewater from unconventional gas extraction by Inductively Coupled Plasma-Mass Spectrometry (ICP-MS). *Environmental science & technology*.

Zhang T, Gregory K, Hammack RW, Vidic RD. 2014. Co-precipitation of Radium with Barium and Strontium Sulfate and Its Impact on the Fate of Radium during Treatment of Produced Water from Unconventional Gas Extraction. *Environmental science & technology* 48:4596-4603.

Zhou Q, Dilmore R, Kleit AN, Wang JY. 2015. Evaluating Fracturing Fluid Flowback in Marcellus Using Data Mining Technologies. Presented at SPE Hydraulic Fracturing Technology Conference. Society of Petroleum Engineers.

Ziemkiewicz P, Quaranta J, Darnell A, Wise R. 2014. Exposure pathways related to shale gas development and procedures for reducing environmental and public risk. *Journal of Natural Gas Science and Engineering* 16:77-84.

Ziemkiewicz PF, He TY. 2015. Evolution of water chemistry during Marcellus Shale gas development: A case study in West Virginia. *Chemosphere* 134:224-231.

## ECOLOGICAL IMPACTS

- Abrahams LS, Griffin WM, Matthews HS. 2015. Assessment of policies to reduce core forest fragmentation from Marcellus shale development in Pennsylvania. *Ecological Indicators* 52:153-160.
- Adams MB. 2011. Land Application of Hydrofracturing Fluids Damages a Deciduous Forest Stand in West Virginia. *Journal of Environmental Quality* 40:1340-1344.
- Allred BW, Smith WK, Twidwell D, Haggerty JH, Running SW, Naugle DE, Fuhlendorf SD. 2015. Ecosystem services lost to oil and gas in North America. *Science (New York, NY)* 348:401-402.
- Anderson A, Lebsack M, DeGraeve G, Farrier D, Bergman H. 1980. Toxicity of an in situ oil shale process water to rainbow trout and fathead minnows. *Archives of environmental contamination and toxicology* 9:171-179.
- Auchmoody LR, Walters RS. 1988. REVEGETATION OF A BRINE-KILLED FOREST SITE. *Soil Science Society of America Journal* 52:277-280.
- Austin BJ, Hardgrave N, Inlander E, Gallepeau C, Entekin S, Evans-White MA. 2015. Stream primary producers relate positively to watershed natural gas measures in north-central Arkansas streams. *Sci Total Environ* 529:54-64.
- Barber JR, Crooks KR, Fristrup KM. 2010. The costs of chronic noise exposure for terrestrial organisms. *Trends in ecology & evolution* 25:180-189.
- Bayne EM, Boutin S, Tracz B, Charest K. 2005. Functional and numerical responses of ovenbirds (*Seiurus aurocapilla*) to changing seismic exploration practices in Alberta's boreal forest. *Ecoscience* 12:216-222.
- Bayne EM, Habib L, Boutin S. 2008. Impacts of Chronic Anthropogenic Noise from Energy-Sector Activity on Abundance of Songbirds in the Boreal Forest. *Conservation Biology* 22:1186-1193.
- Bearer S, Nicholas E, Gagnolet T, DePhilip M, Moberg T, Johnson N. 2012. Evaluating the Scientific Support of Conservation Best Management Practices for Shale Gas Extraction in the Appalachian Basin. *Environmental Practice* 14:308-319.
- Beckley TM. 1998. The nestedness of forest dependence: a conceptual framework and empirical exploration. *Society & Natural Resources* 11:101-120.
- Bender EA, Case TJ, Gilpin ME. 1984. Perturbation experiments in community ecology: theory and practice. *Ecology* 65:1-13.
- Bern CR, Clark ML, Schmidt TS, Holloway JM, McDougal RR. 2015. Soil disturbance as a driver of increased stream salinity in a semiarid watershed undergoing energy development. *Journal of Hydrology* 524:123-136.
- Bidwell JR, Fisher JC, Cooper NL. 2008. Field Validation of Toxicity Tests to Evaluate the Potential for Beneficial Use of Produced Water. Oklahoma State University. Stillwater, OK.
- Blakeslee CJ, Galbraith HS, Robertson LS, St John White B. 2013. The effects of salinity exposure on multiple life stages of a common freshwater mussel, *Elliptio complanata*. *Environmental Toxicology and Chemistry* 32:2849-2854.
- Brand AB, Wiewel ANM, Grant EHC. 2014. Potential reduction in terrestrial salamander ranges associated with Marcellus shale development. *Biological Conservation* 180:233-240.
- Brittingham MC, Maloney KO, Farag AM, Harper DD, Bowen ZH. 2014. Ecological Risks of Shale Oil and Gas Development to Wildlife, Aquatic Resources and their Habitats. *Environmental science & technology*.

Burton GA, Basu N, Ellis BR, Kapo KE, Entrekin S, Nadelhoffer K. 2014. Hydraulic “Fracking”: Are surface water impacts an ecological concern? *Environmental Toxicology and Chemistry* 33:1679-1689.

Camus L, Brooks S, Geraudie P, Hjorth M, Nahrgang J, Olsen GH, Smit MGD. 2015. Comparison of produced water toxicity to Arctic and temperate species. *Ecotoxicology and Environmental Safety* 113:248-258.

Chapman JM, Proulx CL, Veilleux MA, Levert C, Bliss S, André M-È, Lapointe NW, Cooke SJ. 2014. Clear as mud: A meta-analysis on the effects of sedimentation on freshwater fish and the effectiveness of sediment-control measures. *Water research* 56:190-202.

Clark CE, Burnham AJ, Harto CB, Horner RM. 2012. INTRODUCTION: The Technology and Policy of Hydraulic Fracturing and Potential Environmental Impacts of Shale Gas Development. *Environmental Practice* 14:249-261.

Coalition MS, Hayes T. 2009. Sampling and Analysis of Water Streams Associated with the Development of Marcellus Shale Gas.

Considine T, Watson R, Considine N, Martin J. 2012. Environmental Impacts During Marcellus Shale Gas Drilling: Causes, Impacts, and Remedies. State University of New York at Buffalo, Shale Resources and Society Institute.

DCNR Bureau of Forestry. 2011. Guidelines for Administering Oil and Gas Activity on State Forest Lands. Version 2011-1. Commonwealth of Pennsylvania Department of Conservation and Natural Resources. Harrisburg, PA.

Dewalle DR, Galeone DG. 1990. One-Time Dormant Season Application of Gas-Well Brine On Forest Land. *Journal of Environmental Quality* 19:288-295.

DiGiulio D, Jackson RB. 2014. Hydraulic fracturing in underground sources of drinking water in the Pavillion gas field. Presented at 248th ACS National Meeting and Exposition, San Francisco, CA.

Drohan P, Brittingham M. 2012. Topographic and soil constraints to shale-gas development in the northcentral Appalachians. *Soil Science Society of America Journal* 76:1696-1706.

Drohan P, Brittingham M, Bishop J, Yoder K. 2012. Early trends in landcover change and forest fragmentation due to shale-gas development in Pennsylvania: a potential outcome for the Northcentral Appalachians. *Environmental management* 49:1061-1075.

Drohan PJ, Finley JC, Roth P, Schuler TM, Stout SL, Brittingham MC, Johnson NC. 2012. Oil and Gas Impacts on Forest Ecosystems: Findings Gleaned from the 2012 Goddard Forum at Penn State University. *Environmental Practice* 14:394-399.

Elphick JR, Bergh KD, Bailey HC. 2011. Chronic toxicity of chloride to freshwater species: effects of hardness and implications for water quality guidelines. *Environmental Toxicology and Chemistry* 30:239-246.

Evans JS, Kiesecker JM. 2014. Shale gas, wind and water: Assessing the potential cumulative impacts of energy development on ecosystem services within the Marcellus play. *PloS one* 9:e89210.

Fink CM, Drohan PJ. 2015. Dynamic Soil Property Change in Response to Reclamation following Northern Appalachian Natural Gas Infrastructure Development. *Soil Science Society of America Journal* 79:146-154.

Fisher JC, Belden JB, Bidwell JR. 2010. Can site-specific heuristic toxicity models predict the toxicity of produced water? *Chemosphere* 80:542-547.

Fisher WL, Weltman-Fahs M. 2013. Hydraulic Fracturing and Brook Trout Habitat in the Marcellus Shale Region: Effects of Infrastructure Development. Progress Report. New York Cooperative Fish and Wildlife Research Unit, Department of Natural Resources. University C, Ithaca, NY.

- Francis C, Paritsis J, Ortega C, Cruz A. 2011. Landscape patterns of avian habitat use and nest success are affected by chronic gas well compressor noise. *Landscape Ecol* 26:1269-1280.
- Francis CD, Kleist NJ, Ortega CP, Cruz A. 2012. Noise pollution alters ecological services: enhanced pollination and disrupted seed dispersal. *Proceedings of the Royal Society B: Biological Sciences* 279:2727-2735.
- Fucik K. 1992. Toxicity identification and characteristics of produced water discharges from Colorado and Wyoming. In: *Produced Water*. pp. 187-198. Springer.
- Gillen JL, Kiviat E. 2012. Environmental Reviews and Case Studies: Hydraulic Fracturing Threats to Species with Restricted Geographic Ranges in the Eastern United States. *Environmental Practice* 14:320-331.
- Graham Sustainability Institute. 2013. *Environment/Ecology Technical Report. Volume II, Report 4*. University of Michigan. Ann Arbor, MI.
- Grant CJ, Weimer AB, Marks NK, Perow ES, Oster JM, Brubaker KM, Trexler RV, Solomon C, M., Lamendella R. 2015. Marcellus and Mercury: Assessing Potential Impacts of Unconventional Natural Gas Extraction on Aquatic Ecosystems in Northwestern Pennsylvania. *Journal of Environmental Science and Health*.
- Hayes T. 2009. Sampling and analysis of water streams associated with the development of Marcellus shale gas. Marcellus Shale Initiative Publications Database.
- Hein CD. 2012. Potential impacts of shale gas development on bat populations in the northeastern United States. An unpublished report submitted to the Delaware Riverkeeper Network, Bristol, Pennsylvania. Bat Conservation International. Austin, Texas.
- Hilderbrand RH, Kashiwagi MT, Prochaska AP. 2014. Regional and Local Scale Modeling of Stream Temperatures and Spatio-Temporal Variation in Thermal Sensitivities. *Environmental management*:1-9.
- Holderegger R, Di Giulio M. 2010. The genetic effects of roads: A review of empirical evidence. *Basic and Applied Ecology* 11:522-531.
- Holmstrup M, Bindesbol A-M, Oostingh GJ, Duschl A, Scheil V, Koehler H-R, Loureiro S, Soares AMVM, Ferreira ALG, Kienle C, Gerhardt A, Laskowski R, Kramarz PE, Bayley M, Svendsen C, Spurgeon DJ. 2010. Interactions between effects of environmental chemicals and natural stressors: A review. *Science of the Total Environment* 408:3746-3762.
- Horsley SB, Stout SL, DeCalesta DS. 2003. White-tailed deer impact on the vegetation dynamics of a northern hardwood forest. *Ecological Applications* 13:98-118.
- Johnson E, Austin BJ, Inlander E, Gallipeau C, Evans-White MA, Entekin S. 2015. Stream macroinvertebrate communities across a gradient of natural gas development in the Fayetteville Shale. *Sci Total Environ* 530-531:323-332.
- Johnson N. 2014. Shale Oil and Gas Development: Potential Ecological Impacts in the Appalachians. Presentation. Health Effects Institute, Pittsburgh, PA.
- Johnson N, Gagnolet T, Ralls R, Zimmerman E, Eichelberger B, Tracey C, Kreidler G, Orndorff S, Tomlinson J, Bearer S. 2010. Pennsylvania Energy Impacts Assessment Report 1: Marcellus Shale Natural Gas and Wind. Harrisburg, PA, US: The Nature Conservancy-Pennsylvania Chapter.
- Jones NF, Pejchar L. 2013. Comparing the Ecological Impacts of Wind and Oil & Gas Development: A Landscape Scale Assessment. *Plos One* 8.
- Kemper JT, Macdonald SE. 2009. Directional change in upland tundra plant communities 20-30 years after seismic

exploration in the Canadian low-arctic. *Journal of Vegetation Science* 20:557-567.

Kiviat E. 2013. Risks to biodiversity from hydraulic fracturing for natural gas in the Marcellus and Utica shales. *Annals of the New York Academy of Sciences* 1286:1-14.

Klein WA, Manda AK. 2015. Comment on "Modeling and prediction of natural gas fracking pad landscapes in the Marcellus Shale region, USA" by Qingming Meng. *Landscape and Urban Planning* 136:54-56.

Laskowski R, Bednarska AJ, Kramarz PE, Loureiro S, Scheil V, Kudłęk J, Holmstrup M. 2010. Interactions between toxic chemicals and natural environmental factors—a meta-analysis and case studies. *Science of the total environment* 408:3763-3774.

Li Q, Zhang YL, Wang AG, Hu CC, Geng XJ. 2013. Influence of Shale Gas Development on Land. *Advanced Materials Research* 734:251-256.

Løkke H, Ragas AM, Holmstrup M. 2013. Tools and perspectives for assessing chemical mixtures and multiple stressors. *Toxicology* 313:73-82.

Longcore T, Rich C. 2004. Ecological light pollution. *Frontiers in Ecology and the Environment* 2:191-198.

Manda AK, Heath JL, Klein WA, Griffin MT, Montz BE. 2014. Evolution of multi-well pad development and influence of well pads on environmental violations and wastewater volumes in the Marcellus shale (USA). *Journal of Environmental Management* 142:36-45.

McBroom M, Thomas T, Zhang Y. 2012. Soil erosion and surface water quality impacts of natural gas development in East Texas, USA. *Water* 4:944-958.

McLellan BN, Shackleton DM. 1989. Grizzly Bears and Resource-Extraction Industries - Habitat Displacement in Response to Seismic Exploration, Timber Harvesting and Road Maintenance. *Journal of Applied Ecology* 26:371-380.

Meng Q. 2014. Modeling and prediction of natural gas fracking pad landscapes in the Marcellus Shale region, USA. *Landscape and Urban Planning* 121:109-116.

Meng Q. 2015. Modeling and prediction of natural gas fracking pad landscapes in the Marcellus Shale region, USA. A rejoinder to Klein and Manda's commentary. *Landscape and Urban Planning* 136:52-53.

Michanowicz D. 2011. Potential Ecological Effects of Marcellus Shale Activities. Center for Healthy Environments and Communities, University of Pittsburgh. Pittsburgh, PA.

Mount DR, Drott K, Gulley D, Fillo J, O'Neil P. 1992. Use of laboratory toxicity data for evaluating the environmental acceptability of produced water discharge to surface waters. In: *Produced water*. pp. 175-185. Springer.

Murali Mohan A, Hartsock A, Bibby KJ, Hammack RW, Vidic RD, Gregory KB. 2013. Microbial Community Changes in Hydraulic Fracturing Fluids and Produced Water from Shale Gas Extraction. *Environmental science & technology* 47:13141-13150.

Murali Mohan A, Hartsock A, Hammack RW, Vidic RD, Gregory KB. 2013. Microbial communities in flowback water impoundments from hydraulic fracturing for recovery of shale gas. *FEMS Microbiology Ecology* 86:567-580.

National Petroleum Council. 2011. Prudent Development: Realizing the Potential of North America's Abundant Natural Gas and Oil Resources. National Petroleum Council. Washington, DC.

Neslin D. 2011. Natural Gas Drilling: Public Health and Environmental Impacts.

- New Solutions. 2013. Special Issue Scientific, Economic, Social, Environmental, and Health Policy Concerns Related To Shale Gas Extraction. *New solutions: a journal of environmental and occupational health policy* : NS 23.
- New York State Department of Environmental Conservation. 2013. Generic Environmental Impact Statement on the Oil, Gas and Solution Mining Regulatory Program (GEIS). NYS DEC. Albany, NY.
- Northrup JM, Wittemyer G. 2013. Characterising the impacts of emerging energy development on wildlife, with an eye towards mitigation. *Ecology letters* 16:112-125.
- O'Neil P, Harris S, Mettee M, Isaacson H, Evans J. 1992. Biological fate and effect of coalbed methane produced waters discharged into streams of the Warrior Basin, Alabama. In: *Produced Water*. pp. 315-327. Springer.
- Papoulias DM, Velasco AL. 2013. Histopathological analysis of fish from Acorn Fork Creek, Kentucky, exposed to hydraulic fracturing fluid releases. *Southeastern Naturalist* 12:92-111.
- Parker KM, Zeng T, Harkness J, Vengosh A, Mitch WA. 2014. Enhanced Formation of Disinfection By-Products in Shale Gas Wastewater-Impacted Drinking Water Supplies. *Environmental science & technology*.
- Poplar-Jeffers IO, Petty JT, Anderson JT, Kite SJ, Strager MP, Fortney RH. 2009. Culvert replacement and stream habitat restoration: implications from brook trout management in an Appalachian watershed, USA. *Restoration Ecology* 17:404-413.
- Porter WP, Hinsdill R, Fairbrother A, Olson LJ, Jaeger J, Yuill T, Bisgaard S, Hunter WG, Nolan K. 1984. Toxicant-Disease-Environment Interactions Associated With Suppression Of Immune-System, Growth, And Reproduction. *Science (New York, NY)* 224:1014-1017.
- Quaranta J, Wise R, Darnell A. 2012. Pits and Impoundments Final Report. ETD-10 Project. Department of Civil and Environmental Engineering, West Virginia University. Morgantown, WV.
- Rahm D. 2011. Regulating hydraulic fracturing in shale gas plays: The case of Texas. *Energy Policy* 39:2974-2981.
- Riedl J, Rotter S, Faetsch S, Schmitt-Jansen M, Altenburger R. 2013. Proposal for applying a component-based mixture approach for ecotoxicological assessment of fracturing fluids. *Environmental Earth Sciences* 70:3907-3920.
- Rivard C, Lavoie D, Lefebvre R, Séjourné S, Lamontagne C, Duchesne M. 2013. An overview of Canadian shale gas production and environmental concerns. *International Journal of Coal Geology*.
- Robinson GR, Davis JB. 2012. A Geographic Model to Assess and Limit Cumulative Ecological Degradation from Marcellus Shale Exploitation in New York, USA.
- Sample VA, Price W. 2011. Workshop Summary. Assessing the Environmental Effects of Marcellus Shale Gas Development: The State of Science. Presented Washington, DC. Pinchot Institute for Conservation.
- Sanders L, McBroom MW. 2013. Stream Water Quality and Quantity Effects from Select Timber Harvesting of a Streamside Management Zone. *South J Appl For* 37:45-52.
- Shank MK. 2013. The Pennsylvania State University,
- Shank MK, Stauffer JR. 2015. Land use and surface water withdrawal effects on fish and macroinvertebrate assemblages in the Susquehanna River basin, USA. *Journal of Freshwater Ecology* 30:229-248.
- Shariq L. 2013. Uncertainties Associated with the Reuse of Treated Hydraulic Fracturing Wastewater for Crop Irrigation. *Environmental science & technology* 47:2435-2436.



- Shultzabarger E. 2011. State Forest Lands: Minimizing Effects from Gas Activities. Pennsylvania Department of Conservation and Natural Resources, Harrisburg, PA.
- Simmons J, Anderson M, Dress W, Hanna C, Hornbach D, Janmaat A, Kuserk F, March J, Murray T, Niedzwiecki J. 2014. A Comparison of the Temperature Regime of Short Stream Segments Under Forested and Non-Forested Riparian Zones at Eleven Sites across North America. River Research and Applications.
- Slonecker E, Milheim L, Roig-Silva C, Malizia A, Marr D, Fisher G. 2012. Landscape consequences of natural gas extraction in Bradford and Washington Counties, Pennsylvania, 2004–2010. US Geological Survey, Open-File Report 1154.
- Smith DR, Snyder CD, Hitt NP, Young JA, Faulkner SP. 2012. Environmental Reviews and Case Studies: Shale Gas Development and Brook Trout: Scaling Best Management Practices to Anticipate Cumulative Effects. Environmental Practice 14:366-381.
- Soeder DJ. Resource and Environmental Studies on the Marcellus Shale. National Energy Technology Laboratory. Morgantown, PA.
- Souther S, Tingley MW, Popescu VD, Hayman DTS, Ryan ME, Graves TA, Hartl B, Terrell K. 2014. Biotic impacts of energy development from shale: research priorities and knowledge gaps. Frontiers in Ecology and the Environment 12:330-338.
- Stearman LW, Adams G, Adams R. 2014. Ecology of the redbfin darter and a potential emerging threat to its habitat. Environmental Biology of Fishes:1-13.
- Stroud Water Research Center. 2013. Ecotoxicity study for mayflies exposed to ambient stream water from the upper Delaware River Basin, reference toxicant, and to produced-water from natural gas drilling. Avondale, PA. Available: <http://www.nj.gov/drc/library/documents/naturalgas/StroudStudyFinal082113.pdf>.
- The Expert Panel on Harnessing Science and Technology to Understand the Environmental Impacts of Shale Gas Extraction. 2014. Environmental Impacts of Shale Gas Extraction in Canada. Council of Canadian Academies. Ottawa, Canada.
- The Pennsylvania Wilds Planning Team. 2011. Marcellus Shale Resource Guide and the Implications to the PA Wilds- Conservation Landscape Initiative Pennsylvania Wilds. Sugar Grove, PA
- Thomas EH, Brittingham MC, Stoleson SH. 2014. Conventional oil and gas development alters forest songbird communities. The Journal of Wildlife Management 78:293-306.
- Trexler R, Solomon C, Brislawn CJ, Wright JR, Rosenberger A, McClure EE, Grube AM, Peterson MP, Keddache M, Mason OU. 2014. Assessing impacts of unconventional natural gas extraction on microbial communities in headwater stream ecosystems in Northwestern Pennsylvania. Frontiers in microbiology 5.
- U.S. Government Accountability Office. 2012. Unconventional Oil and Gas Development: Key Environmental and Public Health Requirements. GAO. Washington, DC.
- vanDyke F, Klein WC. 1996. Response of elk to installation of oil wells. Journal of Mammalogy 77:1028-1041.
- Warren Jr ML, Pardew MG. 1998. Road crossings as barriers to small-stream fish movement. Transactions of the American Fisheries Society 127:637-644.
- Waters TF. 1995. Sediment in streams: sources, biological effects, and control. American Fisheries Society monograph (USA).
- Weltman-Fahs M, Taylor JM. 2013. Hydraulic Fracturing and Brook Trout Habitat in the Marcellus Shale Region:

Potential Impacts and Research Needs. Fisheries 38:4-15.

Williams H, Havens D, Banks K, Wachal D. 2008. Field-based monitoring of sediment runoff from natural gas well sites in Denton County, Texas, USA. Environmental Geology 55:1463-1471.

## GENERAL HEALTH<sup>2</sup>

Adgate JL, Goldstein BD, McKenzie LM. 2014. Potential Public Health Hazards, Exposures and Health Effects from Unconventional Natural Gas Development. Environmental science & technology.

Arbelaez J, Baizel B. 2015. Californians At Risk: An Analysis of Health Threats from Oil and Gas Pollution in Two Communities. Clean Water Fund, Earthworks.

Bamberger M, Oswald RE. 2012. Impacts of gas drilling on human and animal health. New solutions : a journal of environmental and occupational health policy : NS 22:51-77.

Bamberger M, Oswald RE. 2014. Unconventional oil and gas extraction and animal health. Environmental Science: Processes & Impacts.

Bamberger M, Oswald RE. 2015. Long-term impacts of unconventional drilling operations on human and animal health. Journal of environmental science and health Part A, Toxic/hazardous substances & environmental engineering 50:447-459.

Bharadwaj L, Goldstein BD. 2015. Shale gas development in Canada: What are the potential health effects? Canadian Medical Association Journal 187:E99-E100.

Brown DR, Lewis C, Weinberger BI. 2015. Human exposure to unconventional natural gas development: A public health demonstration of periodic high exposure to chemical mixtures in ambient air. Journal of Environmental Science and Health, Part A 50:460-472.

Bunch AG, Perry CS, Abraham L, Wikoff DS, Tachovsky JA, Hixon JG, Urban JD, Harris MA, Haws LC. 2014. Evaluation of impact of shale gas operations in the Barnett Shale region on volatile organic compounds in air and potential human health risks. Sci Total Environ 468-469:832-842.

Colborn T, Kwiatkowski C, Schultz K, Bachran M. 2011. Natural Gas Operations from a Public Health Perspective. Human and Ecological Risk Assessment 17:1039-1056.

Concerned Health Professionals of New York. 2014. Compendium of Scientific, Medical, And Media Findings Demonstrating Risks and Harms of Fracking (Unconventional Gas and Oil Extraction). Available: <http://concernedhealthny.org/compendium/>.

Cropper M, Gamkhar S, Malik K, Limonov A, Partridge I. 2012. The Health Effects of Coal Electricity Generation in India.

Devlin DJ, Beatty P, White RD, Naufal Z, Sarang SS. 2014. Collaborative Industry Initiative to Assess Potential Health Effects Related to the Production of Unconventional Resources. Presented. Society of Petroleum Engineers.

Esswein EJ, Breitenstein M, Snawder J, Kiefer M, Sieber WK. 2013. Occupational exposures to respirable crystalline silica during hydraulic fracturing. Journal of occupational and environmental hygiene 10:347-356.

---

<sup>2</sup> Includes Epidemiology, Toxicology, and other fields of interest

- Ferrar KJ, Kriesky J, Christen CL, Marshall LP, Malone SL, Sharma RK, Michanowicz DR, Goldstein BD. 2013. Assessment and longitudinal analysis of health impacts and stressors perceived to result from unconventional shale gas development in the Marcellus Shale region. *International Journal of Occupational and Environmental Health* 19:104-112.
- Finkel ML, Hays J. 2013. The implications of unconventional drilling for natural gas: a global public health concern. *Public health* 127:889-893.
- Fryzek J, Pastula S, Jiang X, Garabrant DH. 2013. Childhood cancer incidence in Pennsylvania counties in relation to living in counties with hydraulic fracturing sites. *J Occup Environ Med* 55:796-801.
- Goldenberg S, Shoveller J, Koehoorn M, Ostry A. 2008. Barriers to STI testing among youth in a Canadian oil and gas community. *Health & Place* 14:718-729.
- Goldenberg SMBAM, Shoveller JAP, Ostry ACP, Koehoorn MP. 2008. Sexually Transmitted Infection (STI) Testing among Young Oil and Gas Workers: The Need for Innovative, Place-based Approaches to STI Control. *Canadian Journal of Public Health* 99:350-354.
- Goldstein B. 2012. The Public Health Implications of Unconventional Gas Drilling: For presentation to the Energy and Environment Subcommittee, Committee on Science, Space, and Technology. Washington, DC.
- Goldstein BD, Brooks BW, Cohen SD, Gates AE, Honeycutt ME, Morris JB, Orme-Zavaleta J, Penning TM, Snawder J. 2014. The Role of Toxicological Science in Meeting the Challenges and Opportunities of Hydraulic Fracturing. *Toxicological Sciences* 139:271-283.
- Goldstein BD, Kriesky J, Pavliakova B. 2012. Missing from the Table: Role of the Environmental Public Health Community in Governmental Advisory Commissions Related to Marcellus Shale Drilling. *Environmental health perspectives* 120:483-486.
- Goldstein BD, Malone S. 2013. Obfuscation Does Not Provide Comfort: Response to the Article by Fryzek et al on Hydraulic Fracturing and Childhood Cancer. *Journal of Occupational and Environmental Medicine* 55:1376-1378.
- Graham J, Irving J, Tang X, Sellers S, Crisp J, Horwitz D, Muehlenbachs L, Krupnick A, Carey D. 2015. Increased traffic accident rates associated with shale gas drilling in Pennsylvania. *Accident Analysis & Prevention* 74:203-209.
- Graham Sustainability Institute. 2013. Public Health Technical Report. Volume II, Report 5. University of Michigan. Ann Arbor, MI.
- Hays J, Shonkoff SB. 2015. Working Paper: Toward an understanding of the environmental and public health impacts of shale gas development: an analysis of the peer-reviewed scientific literature, 2009-2015. Physicians, Scientists, and Engineers for Healthy Energy. Available: [http://www.psehealthyenergy.org/data/Database\\_Analysis\\_2015.6\\_.16\\_.pdf](http://www.psehealthyenergy.org/data/Database_Analysis_2015.6_.16_.pdf).
- Hendrickson RG, Chang A, Hamilton RJ. 2004. Co-worker fatalities from hydrogen sulfide. *American journal of industrial medicine* 45:346-350.
- Hill EL. 2013. Shale Gas Development and Infant Health: Evidence from Pennsylvania. Cornell University, Ithaca, NY.
- Hill M. 2014. Shale gas regulation in the UK and health implications of fracking. *The Lancet* 383:2211-2212.
- Hricak H, Brenner Dj, Dauer Lt, Ding Gx, Dominici F, Grogan H, Hoel D, Maher Ef, Morgan Wf, Pion G, Richardson D, Wilkins R. 2014. Research on Health Effects of Low-Level Ionizing Radiation Exposure: Opportunities for the Armed Forces Radiobiology

Research Institute. National Academy of Sciences. Washington, DC.

Jemielita T, Gerton GL, Neidell M, Chillrud S, Yan B, Stute M, Howarth M, Saberi P, Fausti N, Penning TM, Roy J, Propert KJ, Panettieri RA, Jr. 2015. Unconventional Gas and Oil Drilling Is Associated with Increased Hospital Utilization Rates. *PLoS ONE* 10:e0131093.

Kahrilas GA, Blotvogel J, Stewart PS, Borch T. 2014. Biocides in Hydraulic Fracturing Fluids: A Critical Review of Their Usage, Mobility, Degradation, and Toxicity. *Environmental science & technology*.

Kassotis CD, Tillitt DE, Davis JW, Hormann AM, Nagel SC. 2013. Estrogen and androgen receptor activities of hydraulic fracturing chemicals and surface and ground water in a drilling-dense region. *Endocrinology* 155:897-907.

Khan N. 2014. With no health registry, PA doesn't know the impact of fracking on health: Other studies are underfunded. *Public Source*.

Kirkeleit J, Riise T, Bråtveit M, Moen BE. 2008. Increased risk of acute myelogenous leukemia and multiple myeloma in a historical cohort of upstream petroleum workers exposed to crude oil. *Cancer causes & control* 19:13-23.

Korfmacher K, Gray K, Haynes E. 2014. Health impacts of unconventional oil and gas development: A comparative assessment of community information needs in New York, North Carolina, and Ohio. University of Rochester; University of North Carolina ; University of Cincinnati.

Korfmacher KS, Jones WA, Malone SL, Vinci LF. 2013. Public health and high volume hydraulic fracturing. *New solutions : a journal of environmental and occupational health policy* : NS 23:13-31.

Kovats S, Depledge M, Haines A, Fleming LE, Wilkinson P, Shonkoff SB, Scovronick N. 2014. The health implications of fracking. *The Lancet* 383:757-758.

Kravchenko J, Darrah T, Miller R, Lyerly HK, Vengosh A. 2014. A review of the health impacts of barium from natural and anthropogenic exposure. *Environ Geochem Health* 36:797-814.

Kurth LM, McCawley M, Hendryx M, Lusk S. 2014. Atmospheric particulate matter size distribution and concentration in West Virginia coal mining and non-mining areas. *Journal of Exposure Science and Environmental Epidemiology*.

Levy J, Clougherty J. 2011. Integrating Chemical and Non-Chemical Stressors in Cumulative Risk Assessment.

Lewis AS, Sax SN, Wason SC, Campleman SL. 2011. Non-chemical stressors and cumulative risk assessment: An overview of current initiatives and potential air pollutant interactions. *International journal of environmental research and public health* 8:2020-2073.

Maryland Institute for Applied Environmental Health. 2014. Potential Public Health Impacts of Natural Gas Development and Production in the Marcellus Shale in Western Maryland. School of Public Health, University of Maryland. College Park.

McCoy D, Saunders P. 2015. Health and Fracking: The Impacts and Opportunity Cost. Medact. London.

McDermott-Levy R, Kaktins N, Sattler B. 2013. Fracking, the Environment, and Health. *American Journal of Nursing* 113:45-51.

McKenzie LM, Guo R, Witter RZ, Savitz DA, Newman LS, Adgate JL. 2014. Birth Outcomes and Maternal Residential Proximity to Natural Gas Development in Rural Colorado. *Environmental health perspectives*.

McKenzie LM, Witter RZ, Newman LS, Adgate JL. 2012. Human health risk assessment of air emissions from

development of unconventional natural gas resources. *Sci Total Environ* 424:79-87.

Meng Q. 2015. Spatial analysis of environment and population at risk of natural gas fracking in the state of Pennsylvania, USA. *Science of The Total Environment* 515–516:198-206.

Mitka M. 2012. Rigorous evidence slim for determining health risks from natural gas fracking. *JAMA* 307:2135-2136.

National Research Council. 2014. *Health Impact Assessment of Shale Gas Extraction: Workshop Summary*. The National Academies Press, Washington, DC.

Neslin D. 2011. *Natural Gas Drilling: Public Health and Environmental Impacts*.

New York State Department of Health. 2014. *A Public Health Review of High Volume Hydraulic Fracturing for Shale Gas Development*. Albany, NY.

Nielsen NR, Kristensen TS, Schnohr P, Gronbaek M. 2008. Perceived stress and cause-specific mortality among men and women: results from a prospective cohort study. *Am J Epidemiol* 168:481-491; discussion 492-486.

Nuckols JR, Ward MH, Jarup L. 2004. Using geographic information systems for exposure assessment in environmental epidemiology studies. *Environmental health perspectives* 112:1007-1015.

Office USGA. 2014. *EPA Program to Protect Underground Sources from Injection of Fluids Associated with Oil and Gas Production Needs Improvement*.

Penning TM, Breyse PN, Gray K, Howarth M, Yan B. 2014. Environmental health research recommendations from the inter-environmental health sciences core center working group on unconventional natural gas drilling operations. *Environmental health perspectives*.

Perry SL. 2013. Using ethnography to monitor the community health implications of onshore unconventional oil and gas developments: examples from Pennsylvania's Marcellus Shale. *New solutions : a journal of environmental and occupational health policy* : NS 23:33-53.

Pride K. 2013. Associations of Short Term Exposure to Ozone and Respiratory Outpatient Clinic Visits in a Rural Location—Sublette County, Wyoming, 2008–2011. Presented at 2013 CSTE Annual Conference. Cste.

PSE Healthy Energy. 2014. *Toward an understanding of the environmental and public health impacts of shale gas development: an analysis of the peer reviewed scientific literature, 2009-2014*. Physicians, Scientists, and Engineers for Healthy Energy. Available: <http://www.psehealthyenergy.org/site/view/1233#sthash.ZzT37SzX.dpuf>.

Public Health England, Kibble A, Cabcianca T, Daraktchieva, Gooding T, Smithard J, Kowalczyk G, McColl N, Singh M, Vardoulakis S, Kamanyire R. 2013. *Review of the Potential Public Health Impacts of Exposures to Chemical and Radioactive Pollutants as a Result of Shale Gas Extraction*. PHE-CRCE-002. Public Health England. London, UK.

Rabinowitz P, Slizovskiy I. 2014. Proximity to Natural Gas Wells and Reported Health Status: Results of a Household Survey in Washington County, Pennsylvania. *Environmental health perspectives*.

Rafferty MA, Limonik E. 2013. Is shale gas drilling an energy solution or public health crisis? *Public health nursing (Boston, Mass)* 30:454-462.

Research Triangle Environmental Health Collaborative. 2012. *Shale Gas Extraction in North Carolina: Public Health Implications - Recommendations from the Research Triangle Environmental Health Collaborative*. EHC. Research Triangle Park, NC.

- Saberi P. 2013. Navigating medical issues in shale territory. *New solutions : a journal of environmental and occupational health policy* : NS 23:209-221.
- Saberi P, Propert KJ, Powers M, Emmett E, Green-McKenzie J. 2014. Field survey of health perception and complaints of pennsylvania residents in the marcellus shale region. *Int J Environ Res Public Health* 11:6517-6527.
- Schmidt CW. 2011. Blind rush? Shale gas boom proceeds amid human health questions. *Environmental health perspectives* 119:A348-353.
- Searl A, Galea KS. 2011. Toxicological review of the possible effects associated with inhalation and dermal exposure to drilling fluids production streams. *Institute of Occupational Medicine. Medicine IoO, Edinburgh*.
- Sexton K. 2012. Cumulative risk assessment: An overview of methodological approaches for evaluating combined health effects from exposure to multiple environmental stressors. *International journal of environmental research and public health* 9:370-390.
- Sexton K, Linder SH. 2011. Cumulative risk assessment for combined health effects from chemical and nonchemical stressors. *Journal Information* 101.
- Shonkoff SB, Hays J, Finkel ML. 2014. *Environmental Public Health Dimensions of Shale and Tight Gas Development. Environmental health perspectives*.
- Slizovskiy IB, Conti LA, Trufan SJ, Reif JS, Lamers VT, Stowe MH, Dziura J, Rabinowitz PM. 2015. Reported health conditions in animals residing near natural gas wells in southwestern Pennsylvania. *Journal of Environmental Science and Health, Part A* 50:473-481.
- South West Pennsylvania Environmental Health Project (SWPA EHP). 2013. *Health Issues and Concerns Related to Unconventional Gas Development. SWPA-EHP*.
- Srebotnjak T, Rotkin-Ellman M. 2014. *Fracking Fumes: Air Pollution from Hydraulic Fracturing Threatens Public Health and Communities. Natural Resources Defense Council*.
- Stacy SL, Brink LL, Larkin JC, Sadovsky Y, Goldstein BD, Pitt BR, Talbott EO. 2015. Perinatal Outcomes and Unconventional Natural Gas Operations in Southwest Pennsylvania. *PLoS ONE* 10:e0126425.
- Steinzor N, Subra W, Sumi L. 2012. Gas patch roulette: how shale gas development risks public health in Pennsylvania. *Earthworks Oil and Gas Accountability Project*.
- Steinzor N, Subra W, Sumi L. 2013. Investigating links between shale gas development and health impacts through a community survey project in Pennsylvania. *New solutions : a journal of environmental and occupational health policy* : NS 23:55-83.
- Tuller D. 2015. As Fracking Booms, Dearth Of Health Risk Data Remains. *Health affairs (Project Hope)* 34:903-906.
- U.S. Government Accountability Office. 2012. *Unconventional Oil and Gas Development: Key Environmental and Public Health Requirements. GAO. Washington, DC*.
- Webb E, Bushkin-Bedient S, Cheng A, Kassotis CD, Balise V, Nagel SC. 2014. Developmental and reproductive effects of chemicals associated with unconventional oil and natural gas operations. *Reviews on environmental health* 29:307-318.
- Werner AK, Vink S, Watt K, Jagals P. 2015. Environmental health impacts of unconventional natural gas development: A review of the current strength of evidence. *Science of The Total Environment* 505:1127-1141.



Witter RZ, McKenzie L, Stinson KE, Scott K, Newman LS, Adgate J. 2013. The use of health impact assessment for a community undergoing natural gas development. *American journal of public health* 103:1002-1010.

Witter RZ, Tenney L, Clark S, Newman LS. 2014. Occupational exposures in the oil and gas extraction industry: State of the science and research recommendations. *American Journal of Industrial Medicine* 57:847-856.

Wright RJ. 2011. Epidemiology of stress and asthma: from constricting communities and fragile families to epigenetics. *Immunology and allergy clinics of North America* 31:19-39.

Ziemkiewicz P, Quaranta J, Darnell A, Wise R. 2014. Exposure pathways related to shale gas development and procedures for reducing environmental and public risk. *Journal of Natural Gas Science and Engineering* 16:77-84.

## GROUNDWATER and WELLBORE INTEGRITY

Alawattagama SK, Kondratyuk T, Krynock R, Bricker M, Rutter JK, Bain DJ, Stolz JF. 2015. Well water contamination in a rural community in southwestern Pennsylvania near unconventional shale gas extraction. *Journal of Environmental Science and Health, Part A* 50:516-528.

American Petroleum Institute. 2009. Hydraulic Fracturing Operations— Well Construction and Integrity Guidelines. API Guidance Document HF1 First Edition. API. Washington, DC.

American Petroleum Institute. 2010. Water Management Associated with Hydraulic Fracturing. API Guidance Document HF2 First Edition. API. Washington, DC.

American Petroleum Institute. 2012. API Review: API's Review of Recent USGS Pavillion, Wyoming Reports Show USGS Groundwater Sampling Results Differ From EPA's Results in 2011 Draft Report. API. Washington, DC.

American Petroleum Institute. 2012. API Review: API's Review Shows EPA's Monitoring Wells at Pavillion, Wyoming are Improperly Constructed and Unsuitable for Groundwater Quality Assessment. API. Washington, DC.

American Petroleum Institute. 2013. American Petroleum Institute's Review of EPA's Pavillion December 8, 2011 Draft Report With Focus On Monitoring Well Drilling, Completion, Development, And Sampling Activities Related To Deep Monitoring Wells MW-01 And MW-02. DM 2013-058. API. Washington, DC.

American Water Works Association. 2013. Water and Hydraulic Fracturing: A White Paper From the American Water Works Association. AWWA. Denver, CO. Available: [www.awwa.org/fracturing](http://www.awwa.org/fracturing).

Association AWW. 2013. Water and Hydraulic Fracturing. American Water Works Association. Denver, CO.

Atkinson C, Eftaxiopoulos D. 2002. Numerical and analytical solutions for the problem of hydraulic fracturing from a cased and cemented wellbore. *International journal of solids and structures* 39:1621-1650.

Bachu S, Valencia RL. 2014. Well Integrity: Challenges and Risk Mitigation Measures. *The Bridge: Linking Engineering and Science* 44:28-33.

Baldassare FJ, McCaffrey MA, Harper JA. 2014. A geochemical context for stray gas investigations in the northern Appalachian Basin: Implications of analyses of natural gases from Neogene-through Devonian-age strata. *AAPG bulletin* 98:341-372.

Benjamin A. Wright, Grantley W. Pyke, Thomas J. McEnerney, Getchell FJ. 2011. Hydraulic Fracturing Issues and Research Needs for the Water Community. Water Research Foundation. Denver, Colorado.

Best LC, Lowry CS. 2014. Quantifying the potential effects of high-volume water extractions on water resources during natural gas development: Marcellus Shale, NY. *Journal of Hydrology: Regional Studies* 1:1-16.

Bishop RE. 2013. Historical analysis of oil and gas well plugging in New York: is the regulatory system working? *New solutions : a journal of environmental and occupational health policy* : NS 23:103-116.

Boyer EW, Swistock BR, Clark J, Madden M, Rizzo DE. 2012. The impact of Marcellus gas drilling on rural drinking water supplies.

Brantley SL, Yoxtheimer D, Arjmand S, Grieve P, Vidic R, Pollak J, Llewellyn GT, Abad J, Simon C. 2014. Water Resource Impacts during Unconventional Shale Gas Development: the Pennsylvania Experience. *International Journal of Coal Geology*.

Bruffatto C, Cochran J, Conn L, Power D, El-Zeghaty SZAA, Fraboulet B, Griffin T, James S, Munk T, Justus F. 2003. From mud to cement—building gas wells. *Oilfield Review* 15:62-76.

Cao P, Karpyn ZT, Li L. 2013. Dynamic alterations in wellbore cement integrity due to geochemical reactions in CO<sub>2</sub>-rich environments. *Water Resources Research* 49:4465-4475.

Chambers DB, Kozar MD, Messinger T, Mulder ML, Pelak AJ, White JS. 2015. Water quality of groundwater and stream base flow in the Marcellus Shale Gas Field of the Monongahela River Basin, West Virginia, 2011-12. 2014-5233. Survey USG, Reston, VA. Available: <http://pubs.er.usgs.gov/publication/sir20145233>.

Chilingar GV, Endres B. 2005. Environmental hazards posed by the Los Angeles Basin urban oilfields: an historical perspective of lessons learned. *Environmental Geology* 47:302-317.

Cohen HA, Parratt T, Andrews CB. 2013. Potential contaminant pathways from hydraulically fractured shale to aquifers. *Ground water* 51:317-319; discussion 319-321.

Darrah TH, Vengosh A, Jackson RB, Warner NR, Poreda RJ. 2014. Noble gases identify the mechanisms of fugitive gas contamination in drinking-water wells overlying the Marcellus and Barnett Shales. *Proceedings of the National Academy of Sciences*.

Davies RJ. 2011. Methane contamination of drinking water caused by hydraulic fracturing remains unproven. *Proc Natl Acad Sci U S A* 108:E871-E871.

Davies RJ, Almond S, Ward RS, Jackson RB, Adams C, Worrall F, Herringshaw LG, Gluyas JG, Whitehead MA. 2014. Oil and gas wells and their integrity: Implications for shale and unconventional resource exploitation. *Marine and Petroleum Geology* 56:239-254.

Davies RJ, Mathias SA, Moss J, Hustoft S, Newport L. 2012. Hydraulic fractures: How far can they go? *Marine and Petroleum Geology* 37:1-6.

De Witt W, Gray K, Sutter JF, Southworth S. 1993. Principal oil and gas plays in the Appalachian Basin (Province 131).

Down A, Schreglmann K, Plata D, Elsner M, Warner N, Vengosh A, Moore K, Coleman D, Jackson RB. 2015. Pre-drilling background groundwater quality in the Deep River Triassic Basin of central North Carolina, USA. *Applied Geochemistry*.

Dusseault MB, Gray MN, Nawrocki PA. 2000. Why oilwells leak: cement behavior and long-term consequences. Presented at 2000 International Oil and Gas Conference and Exhibition in China. Society of Petroleum Engineers (SPE 64733). Available: <http://dx.doi.org/10.2118/64733-MS>.

Entrekin S. 2013. Current and Needed Research On the Impacts of Unconventional Oil and Gas Extraction On

Freshwater Ecosystems. Presented at 143rd Annual Meeting of the American Fisheries Society. Afs.

Fisher K, Warpinski N. 2011. Hydraulic fracture-height growth: real data. Presented at Paper SPE 145949 presented at the Annual Technical Conference and Exhibition, Denver, Colorado DOI.

Flewelling SA, Sharma M. 2013. Constraints on upward migration of hydraulic fracturing fluid and brine. Ground water 52:9-19.

Flewelling SA, Sharma M. 2014. Response to Rozell on “Constraints on Upward Migration of Hydraulic Fracturing Fluid and Brine,” by S. A. Flewelling and M. Sharma. Groundwater 52:492-494.

Flewelling SA, Sharma M. 2015. Comment on “Hydraulic fracturing in faulted sedimentary basins: Numerical simulation of potential long-term contamination of shallow aquifers”. Water Resources Research.

Gassiat C, Gleeson T, Lefebvre R, McKenzie J. 2013. Hydraulic fracturing in faulted sedimentary basins: Numerical simulation of potential contamination of shallow aquifers over long time scales. Water Resources Research 49:8310-8327.

Ge Z, Mei X, Lu Y, Tang J, Xia B. 2014. Optimization and application of sealing material and sealing length for hydraulic fracturing borehole in underground coal mines. Arabian Journal of Geosciences:1-14.

Geng X, Davatzes N, Soeder D, Torlapati J, Rodriguez R, Boufadel M. 2014. Migration of High-Pressure Air during Gas Well Drilling in the Appalachian Basin. Journal of Environmental Engineering 140:B4014002.

Goldstein BD, Brooks BW, Cohen SD, Gates AE, Honeycutt ME, Morris JB, Orme-Zavaleta J, Penning TM, Snawder J. 2014. The Role of Toxicological Science in Meeting the Challenges and Opportunities of Hydraulic Fracturing. Toxicological Sciences 139:271-283.

Gordalla BC, Ewers U, Frimmel FH. 2013. Hydraulic fracturing: a toxicological threat for groundwater and drinking-water? Environmental Earth Sciences 70:3875-3893.

Graham Sustainability Institute. 2013. Geology/Hydrogeology Technical Report. Volume II, Report 3. University of Michigan. Ann Arbor, MI.

Granberg A. 2009. Anatomy of a gas well.

Gross SA, Avens HJ, Banducci AM, Sahmel J, Panko JM, Tvermoes BE. 2013. Analysis of BTEX groundwater concentrations from surface spills associated with hydraulic fracturing operations. Journal of the Air & Waste Management Association 63:424-432.

Gu J, Zhong P, Shao C, Bai S, Zhang H, Li K. 2012. Effect of interface defects on shear strength and fluid channeling at cement–interlayer interface. Journal of Petroleum Science and Engineering 100:117-122.

Hakala JA. 2014. Use of stable isotopes to identify sources of methane in Appalachian Basin shallow groundwaters: a review. Environmental Science: Processes & Impacts 16:2080-2086.

Hammack R, Harbert W, Sharma S, Stewart B, Capo R, Wall AJ, Wells A, Diehl R, Blaushild D, Sams J, Veloski G. 2014. An Evaluation of Fracture Growth and Gas/Fluid Migration as Horizontal Marcellus Shale Gas Wells are Hydraulically Fractured in Greene County, Pennsylvania. US Department of Energy, National Energy Technology Laboratory. Pittsburgh, PA.

Heilweil VM, Stolp BJ, Kimball BA, Susong DD, Marston TM, Gardner PM. 2013. A Stream-Based Methane Monitoring Approach for Evaluating Groundwater Impacts Associated with Unconventional Gas Development. Groundwater 51:511-524.

- Herckenrath D, Doherty J, Panday S. 2015. Incorporating the effect of gas in modelling the impact of CBM extraction on regional groundwater systems. *Journal of Hydrology* 523:587-601.
- Hildenbrand ZL, Carlton DD, Fontenot BE, Meik JM, Walton JL, Taylor JT, Thacker JB, Korlie S, Shelor CP, Henderson D, Kadjo AF, Roelke CE, Hudak PF, Burton T, Rifai HS, Schug KA. 2015. A Comprehensive Analysis of Groundwater Quality in The Barnett Shale Region. *Environmental science & technology* 49:8254-8262.
- Holt RM, Fjær E, Stenebråten JF, Nes O-M. 2015. Brittleness of Shales: Relevance to borehole collapse and Hydraulic fracturing. *Journal of Petroleum Science and Engineering*.
- Ingraffea AR, Wells MT, Santoro RL, Shonkoff SBC. 2014. Assessment and risk analysis of casing and cement impairment in oil and gas wells in Pennsylvania, 2000-2012. *Proc Natl Acad Sci U S A* 111:10955-10960.
- Ingraffea AR, Wells MT, Santoro RL, Shonkoff SBC. 2014. Assessment and risk analysis of casing and cement impairment in oil and gas wells in Pennsylvania, 2000–2012. *Proceedings of the National Academy of Sciences*.
- Jackson RB. 2014. The integrity of oil and gas wells. *Proceedings of the National Academy of Sciences* 111:10902-10903.
- Jackson RB, Osborn SG, Vengosh A, Warner NR. 2011. Reply to Davies: Hydraulic fracturing remains a possible mechanism for observed methane contamination of drinking water. *Proc Natl Acad Sci U S A* 108:E872-E872.
- Jackson RB, Vengosh A, Carey JW, Davies RJ, Darrah TH, O'Sullivan F, Pétron G. 2014. The Environmental Costs and Benefits of Fracking. *Annual Review of Environment and Resources*.
- Jackson RB, Vengosh A, Darrah TH, Warner NR, Down A, Poreda RJ, Osborn SG, Zhao K, Karr JD. 2013. Increased stray gas abundance in a subset of drinking water wells near Marcellus shale gas extraction. *Proceedings of the National Academy of Sciences* 110:11250-11255.
- Jackson RE, Gorody AW, Mayer B, Roy JW, Ryan MC, Van Stempvoort DR. 2013. Groundwater Protection and Unconventional Gas Extraction: The Critical Need for Field-Based Hydrogeological Research. *Groundwater* 51:488-510.
- Johns JE, Aloisio F, Mayfield DR. 2011. Well integrity analysis in Gulf of Mexico wells using passive ultrasonic leak detection method. Presented at SPE Production and Operations Symposium. Society of Petroleum Engineers.
- Kang M, Baik E, Miller AR, Bandilla K, Celia M. 2015. Effective permeabilities of abandoned oil and gas wells: Analysis of Data from Pennsylvania. *Environmental science & technology*.
- Kell S. 2011. State Oil and Gas Agency Groundwater Investigations: And Their Role in Advancing Regulatory Reform; a Two-state Review, Ohio and Texas. GWPC.
- King GE, King DE. 2013. Environmental Risk Arising From Well-Construction Failure--Differences Between Barrier and Well Failure and Estimates of Failure Frequency Across Common Well Types Locations and Well Age. *SPE Production & Operations* 28:323-344.
- Kolesar Kohl CA, Capo RC, Stewart BW, Wall AJ, Schroeder KT, Hammack RW, Guthrie GD. 2014. Strontium Isotopes Test Long-Term Zonal Isolation of Injected and Marcellus Formation Water after Hydraulic Fracturing. *Environmental science & technology* 48:9867-9873.
- Kretsinger Grabert V, Kaback DS, Briskin J, Brantley SL, Darrah TH, Jackson RB, Vengosh A, Warner NR, Poreda RJ. 2015. Unconventional Shale Gas Development and Potential Impacts to Groundwater. *Groundwater* 53:19-28.
- Lange T, Sauter M, Heitfeld M, Schetelig K, Brosig K, Jahnke W, Kissinger A, Helmig R, Ebigbo A, Class H. 2013. Hydraulic fracturing in unconventional gas reservoirs: risks in the geological system part 1. *Environ Earth Sci*

70:3839-3853.

Lautz LK, Hoke GD, Lu Z, Siegel DI, Christian K, Kessler JD, Teale NG. 2014. Using Discriminant Analysis to Determine Sources of Salinity in Shallow Groundwater Prior to Hydraulic Fracturing. *Environmental science & technology* 48:9061-9069.

Lavoie D, Rivard C, Lefebvre R, Séjourné S, Thériault R, Duchesne MJ, Ahad JME, Wang B, Benoit N, Lamontagne C. 2014. The Utica Shale and gas play in southern Quebec: Geological and hydrogeological syntheses and methodological approaches to groundwater risk evaluation. *International Journal of Coal Geology* 126:77-91.

Lefebvre R, Gleeson T, McKenzie JM, Gassiat C. 2015. Reply to comment by Flewelling and Sharma on "Hydraulic fracturing in faulted sedimentary basins: Numerical simulation of potential contamination of shallow aquifers over long time scales". *Water Resources Research*.

Lian Z, Yu H, Lin T, Guo J. 2015. A study on casing deformation failure during multi-stage hydraulic fracturing for the stimulated reservoir volume of horizontal shale wells. *Journal of Natural Gas Science and Engineering* 23:538-546.

Llewellyn G. 2014. Evidence and mechanisms for Appalachian Basin brine migration into shallow aquifers in NE Pennsylvania, USA. *Hydrogeol J* 22:1055-1066.

Llewellyn GT, Dorman F, Westland JL, Yoxtheimer D, Grieve P, Sowers T, Humston-Fulmer E, Brantley SL. 2015. Evaluating a groundwater supply contamination incident attributed to Marcellus Shale gas development. *Proceedings of the National Academy of Sciences* 112:6325-6330.

Marshall M. 2012. Perils of drilling for extreme gas. *New Scientist* 214:6-7.

Marshall M, Strahan D. 2012. Total foresaw the North Sea gas leak. *New Scientist* 214:6-7.

Mauter MS, Alvarez PJJ, Burton A, Cafaro DC, Chen W, Gregory KB, Jiang G, Li Q, Pittock J, Reible D, Schnoor JL. 2014. Regional Variation in Water-Related Impacts of Shale Gas Development and Implications for Emerging International Plays. *Environmental science & technology*.

Miyazaki B. 2009. Well integrity: An overlooked source of risk and liability for underground natural gas storage. Lessons learned from incidents in the USA. *Geological Society, London, Special Publications* 313:163-172.

Molofsky LJ, Connor JA, Farhat SK, Wylie AS, Jr., Wagner T. 2011. Methane in Pennsylvania water wells unrelated to Marcellus shale fracturing. 109:54-56,58-60,62-67,93. PennWell Corporation, Tulsa.

Molofsky LJ, Connor JA, Wylie AS, Wagner T, Farhat SK. 2013. Evaluation of Methane Sources in Groundwater in Northeastern Pennsylvania. *Groundwater* 51:333-349.

Moore LP, Jones JE, Perlman S, Huey T. 2012. Evaluation of Precompletion Annular Gas Leaks in a Marcellus Lateral. Presented. Society of Petroleum Engineers.

Moritz A, Helie J-F, Pinti D, Larocque M, Barnatche D, Retailleau S, Lefebvre R, Gelinas Y. 2015. Methane baseline concentrations and sources in shallow aquifers from the shale gas-prone region of the St. Lawrence Lowlands (Quebec, Canada). *Environmental science & technology*.

Myers T. 2012. Potential contaminant pathways from hydraulically fractured shale to aquifers. *Ground water* 50:872-882.

Myers T. 2013. Author's Reply. *Ground water* 51:319-321.

Nasvi MCM, Ranjith PG, Sanjayan J, Haque A, Li X. 2014. Mechanical behaviour of wellbore materials saturated in



brine water with different salinity levels. *Energy* 66:239-249.

Nicot J-P, Scanlon BR, Reedy RC, Costley RA. 2014. Source and Fate of Hydraulic Fracturing Water in the Barnett Shale: A Historical Perspective. *Environmental science & technology* 48:2464-2471.

Osborn SG, Vengosh A, Warner NR, Jackson RB. 2011. Methane contamination of drinking water accompanying gas-well drilling and hydraulic fracturing. *proceedings of the National Academy of Sciences* 108:8172-8176.

Osborn SG, Vengosh A, Warner NR, Jackson RB. 2011. Reply to Saba and Orzechowski and Schon: Methane contamination of drinking water accompanying gas-well drilling and hydraulic fracturing. *Proceedings of the National Academy of Sciences* 108:E665-E666.

Penningroth SM, Yarrow MM, Figueroa AX, Bowen RJ, Delgado S. 2013. Community-based risk assessment of water contamination from high-volume horizontal hydraulic fracturing. *New solutions : a journal of environmental and occupational health policy* : NS 23:137-166.

Rahm BG, Riha SJ. 2014. Evolving shale gas management: water resource risks, impacts, and lessons learned. *Environmental Science: Processes & Impacts* 16:1400-1412.

Reilly D, Singer D, Jefferson A, Eckstein Y. 2015. Identification of local groundwater pollution in northeastern Pennsylvania: Marcellus flowback or not? *Environmental Earth Sciences* 73:8097-8109.

Rhodes AL, Horton NJ. 2015. Establishing baseline water quality for household wells within the Marcellus Shale gas region, Susquehanna County, Pennsylvania, U.S.A. *Applied Geochemistry*.

Rozell DJ. 2014. Discussion: Constraints on Upward Migration of Hydraulic Fracturing Fluid and Brine. *Groundwater* 52:491-U1111.

Rozell DJ, Reaven SJ. 2012. Water Pollution Risk Associated with Natural Gas Extraction from the Marcellus Shale. *Risk Analysis* 32:1382-1393.

Saba T. 2013. Evaluating claims of groundwater contamination from hydraulic fracturing. *TECHNOLOGY; DRILLING & PRODUCTION*; Pg. 80.

Saba T, Orzechowski M. 2011. Lack of data to support a relationship between methane contamination of drinking water wells and hydraulic fracturing. *Proceedings of the National Academy of Sciences* 108:E663-E663.

Saiers JE, Barth E. 2012. Potential contaminant pathways from hydraulically fractured shale aquifers. *Ground water* 50:826-828; discussion 828-830.

Schwartz M. 2015. Modelling the hypothetical methane-leakage in a shale-gas project and the impact on groundwater quality. *Environmental Earth Sciences* 73:4619-4632.

Sharma S, Bowman L, Schroeder K, Hammack R. 2014. Assessing changes in gas migration pathways at a hydraulic fracturing site: Example from Greene County, Pennsylvania, USA. *Applied Geochemistry*.

Sharma S, Mulder ML, Sack A, Schroeder K, Hammack R. 2014. Isotope Approach to Assess Hydrologic Connections During Marcellus Shale Drilling. *Groundwater* 52:424-433.

Siegel D, Smith B, Perry E, Bothun R. 2015. In press. Pre-drilling Water-Quality Data of Groundwater Prior to Shale Gas Drilling in the Appalachian Basin: The Chesapeake Energy Corporation DataSet. *Applied Geochemistry*; doi:101016/japgeochem201506013.

Siegel DI, Azzolina NA, Smith BJ, Perry AE, Bothun RL. 2015. Methane Concentrations in Water Wells Unrelated to Proximity to Existing Oil and Gas Wells in Northeastern Pennsylvania. *Environmental science & technology*.



Soeder DJ, Sharma S, Pekney N, Hopkinson L, Dilmore R, Kutchko B, Stewart B, Carter K, Hakala A, Capo R. 2014. An approach for assessing engineering risk from shale gas wells in the United States. *International Journal of Coal Geology*.

States S, Cyprych G, Stoner M, Wydra F, Kuchta J, Monnell J, Casson L. 2013. Marcellus Shale drilling and brominated THMs in Pittsburgh, Pa., drinking water. *Journal American Water Works Association* 105:53-54.

Stephens DB. 2015. Analysis of the Groundwater Monitoring Controversy at the Pavillion, Wyoming Natural Gas Field. *Groundwater* 53:29-37.

The Expert Panel on Harnessing Science and Technology to Understand the Environmental Impacts of Shale Gas Extraction. 2014. *Environmental Impacts of Shale Gas Extraction in Canada*. Council of Canadian Academies. Ottawa, Canada.

Torbergsen H, Haga H, Sangesland S, Aadnøy B, Sæby J, Johnsen S, Rausand M, Lundeteigen M. 2012. *An Introduction to Well Integrity*. NorskOlje&Gass,

U.S. Environmental Protection Agency. 2011. Plan to study the potential impacts of hydraulic fracturing on drinking water resources. USEPA. Development OoRa, Washington, DC.

U.S. Environmental Protection Agency. 2012. Study of the Potential Impacts of Hydraulic Fracturing on Drinking Water Resources: Progress Report. EPA 601/R-12/011. USEPA. Washington, DC.

U.S. Environmental Protection Agency. 2015. Assessment of the Potential Impacts of Hydraulic Fracturing for Oil and Gas on Drinking Water Resources: External Review Draft. Washington, DC.

U.S. Geological Survey. 2012. Summary of Studies Related to Hydraulic Fracturing Conducted by USGS Water Science Centers. US Geological Survey. Washington, DC.

Vengosh A, Jackson RB, Warner N, Darrah TH, Kondash A. 2014. A Critical Review of the Risks to Water Resources from Unconventional Shale Gas Development and Hydraulic Fracturing in the United States. *Environmental science & technology*.

Vengosh A, Warner N, Jackson R, Darrah T. 2013. The effects of shale gas exploration and hydraulic fracturing on the quality of water resources in the United States. *Procedia Earth and Planetary Science* 7:863-866.

Vidic RD, Brantley SL, Vandenbossche JM, Yoxtheimer D, Abad JD. 2013. Impact of shale gas development on regional water quality. *Science (New York, NY)* 340:1235009.

Vignes B. 2011. PhD thesis, Faculty of Science and Technology, University of Stavanger (August 2011),

Vignes B, Aadnøy BS. 2010. Well-integrity issues offshore Norway. *SPE Production & Operations* 25:145-150.

Warner NR, Jackson RB, Darrah TH, Osborn SG, Down A, Zhao K, White A, Vengosh A. 2012. Geochemical evidence for possible natural migration of Marcellus Formation brine to shallow aquifers in Pennsylvania. *Proceedings of the National Academy of Sciences* 109:11961-11966.

Watson TL, Bachu S. 2007. Evaluation of the potential for gas and CO2 leakage along wellbores. Presented at E&P Environmental and Safety Conference. Society of Petroleum Engineers.

Weirich J, Li J, Abdelfattah T, Pedroso C. 2013. Frac Packing: Best Practices and Lessons Learned From More Than 600 Operations. *Spe Drilling & Completion* 28:119-134.

Xie G, Deng MY, Su JL, Pu LC. 2014. Study on shale gas drilling fluids technology. In: *Exploration and Processing of Mineral Resources*. (Pan W, Xu QJ, Li H, eds.), pp. 651-656.

Xu Y, Yang Q, Li Q, Chen B. 2006. The Oil Well Casing's Anti-Corrosion and Control Technology of Changqing Oilfield. Presented. Society of Petroleum Engineers.

Yuan Z, Schubert J, Esteban UC, Chantose P, Teodoriu C. 2013. Casing Failure Mechanism and Characterization under HPHT Conditions in South Texas. Presented. International Petroleum Technology Conference.

Zhang L, Anderson N, Dilmore R, Soeder DJ, Bromhal G. 2014. Leakage Detection of Marcellus Shale Natural Gas at an Upper Devonian Gas Monitoring Well: A 3-D Numerical Modeling Approach. *Environmental science & technology* 48:10795-10803.

Ziemkiewicz P, Donovan J, Hause J, Gutta B, Fillhart J, Mack B, O'Neal M. 2013. Water Quality Literature Review and Field Monitoring of Active Shale Gas Wells Phase II. West Virginia Water Research Institute, West Virginia University. Morgantown, WV.

Ziemkiewicz P, Hause J, Gutta B, Fillhart J, Mack B, O'Neal M. 2013. Water Quality Literature Review and Field Monitoring of Active Shale Gas Wells Phase I. West Virginia Water Research Institute, West Virginia University. Morgantown, WV.

Ziemkiewicz P, Quaranta J, Darnell A, Wise R. 2014. Exposure pathways related to shale gas development and procedures for reducing environmental and public risk. *Journal of Natural Gas Science and Engineering* 16:77-84.

## INDUCED SEISMICITY

American Natural Gas Alliance. 2012. The Facts about Hydraulic Fracturing and Seismic Activity. ANGA, API, AXPC. Washington, DC.

America's Natural Gas Alliance. 2013. Injection Wells & Induced Seismicity. ANGA, API, AXPC. Washington, DC.

Andrews RD, Holland AA. 2015. Statement on Oklahoma Seismicity: April 21, 2015. Oklahoma Geological Survey. Available: [http://wichita.ogs.ou.edu/documents/OGS\\_Statement-Earthquakes-4-21-15.pdf](http://wichita.ogs.ou.edu/documents/OGS_Statement-Earthquakes-4-21-15.pdf).

Association of American State Geologists. 2015. Fact Sheet: Induced Seismicity.

Bommer J, Crowley H, Pinho R. 2015. A risk-mitigation approach to the management of induced seismicity. *J Seismol*:1-24.

Buchanan R. 2015. Increased seismicity in Kansas. *The Leading Edge* 34:614-617.

Clarke H, Eisner L, Styles P, Turner P. 2014. Felt seismicity associated with shale gas hydraulic fracturing: The first documented example in Europe. *Geophysical Research Letters* 41:2014GL062047.

Davies R, Foulger G, Bindley A, Styles P. 2013. Induced seismicity and hydraulic fracturing for the recovery of hydrocarbons. *Marine and Petroleum Geology* 45:171-185.

Eberhart-Phillips D, Oppenheimer DH. 1984. Induced seismicity in The Geysers geothermal area, California. *Journal of Geophysical Research: Solid Earth* (1978–2012) 89:1191-1207.

Ellsworth W, Llenos A, McGarr A, Michael A, Rubinstein J, Mueller C, Petersen M, Calais E. 2015. Increasing seismicity in the U. S. midcontinent: Implications for earthquake hazard. *The Leading Edge* 34:618-626.

Ellsworth WL. 2013. Injection-Induced Earthquakes. *Science* (New York, NY) 341.

- Farahbod A, Kao H, Cassidy J, Walker D. 2015. How did hydraulic-fracturing operations in the Horn River Basin change seismicity patterns in northeastern British Columbia, Canada? *The Leading Edge* 34:658-663.
- Farahbod AM, Kao H, Walker DM, Cassidy JF. 2015. Investigation of regional seismicity before and after hydraulic fracturing in the Horn River Basin, northeast British Columbia. *Canadian Journal of Earth Sciences* 52:112-122.
- Friberg PA, Besana-Ostman GM, Dricker I. 2014. Characterization of an earthquake sequence triggered by hydraulic fracturing in Harrison County, Ohio. *Seismological Research Letters*.
- Göbel T. 2015. A comparison of seismicity rates and fluid-injection operations in Oklahoma and California: Implications for crustal stresses. *The Leading Edge* 34:640-648.
- Habiger R, Beroza G. 2015. Emerging challenges to the oil and gas industry from induced seismicity — An introduction to this special section: Injection-induced seismicity. *The Leading Edge* 34:612-612.
- Harper TR. 2014. Effective stress history and the potential for seismicity associated with hydraulic fracturing of shale reservoirs. *Journal of the Geological Society* 171:481-492.
- Hauksson E, Göbel T, Ampuero J, Cochran E. 2015. A century of oil-field operations and earthquakes in the greater Los Angeles Basin, southern California. *The Leading Edge* 34:650-656.
- Healy J, Rubey W, Griggs D, Raleigh C. 1968. The Denver earthquakes. *Science (New York, NY)* 161:1301-1310.
- Holland AA. 2013. Earthquakes Triggered by Hydraulic Fracturing in South-Central Oklahoma. *Bulletin of the Seismological Society of America* 103:1784-1792.
- Hornbach MJ, DeShon HR, Ellsworth WL, Stump BW, Hayward C, Frohlich C, Oldham HR, Olson JE, Magnani MB, Brokaw C. 2015. Causal factors for seismicity near Azle, Texas. *Nature Communications* 6.
- Hornbach MJ, Stump BW, Olsen JE, DeShon HR, Hayward C, Frohlich C, Magnani MB. 2015. Presentation on Texas Seismicity for the Texas House of Representatives Energy Resources Committee. Available: [http://www.smu.edu/~media/Images/News/PDFs/Earthquake\\_hearing\\_document-04may2015.ashx](http://www.smu.edu/~media/Images/News/PDFs/Earthquake_hearing_document-04may2015.ashx).
- Hough S. 2015. Shaking intensity from injection-induced versus tectonic earthquakes in the central-eastern United States. *The Leading Edge* 34:690-697.
- Jackson RB, Vengosh A, Carey JW, Davies RJ, Darrah TH, O'Sullivan F, Pétron G. 2014. The Environmental Costs and Benefits of Fracking. *Annual Review of Environment and Resources*.
- Maxwell S, Zhang F, Damjanac B. 2015. Geomechanical modeling of induced seismicity resulting from hydraulic fracturing. *The Leading Edge* 34:678-683.
- McGarr A. 2014. Maximum magnitude earthquakes induced by fluid injection. *Journal of Geophysical Research-Solid Earth* 119:1008-1019.
- McGarr A, Bekins B, Burkardt N, Dewey J, Earle P, Ellsworth W, Ge S, Hickman S, Holland A, Majer E, Rubinstein J, Sheehan A. 2015. Coping with earthquakes induced by fluid injection. *Science (New York, NY)* 347:830-831.
- McNamara D, Rubinstein J, Myers E, Smoczyk G, Benz H, Williams R, Hayes G, Wilson D, Herrmann R, McMahon N, Aster R, Bergman E, Holland A, Earle P. 2015. Efforts to monitor and characterize the recent increasing seismicity in central Oklahoma. *The Leading Edge* 34:628-639.

- Mostafa AE, Carpendale S, Brazil EV, Eaton D, Sharlin E, Sousa MC. 2013. FractVis: Visualizing Microseismic Events. In: *Advances in Visual Computing, Pt II.* (Bebis G, Boyle R, Parvin B, Koracin D, Li B, Porikli F, Zordan V, Klosowski J, Coquillart S, Luo X, Chen M, Gotz D, eds.), pp. 384-395.
- Muntendam-Bos A, Roest J, de Waal J. 2015. A guideline for assessing seismic risk induced by gas extraction in the Netherlands. *The Leading Edge* 34:672-677.
- Murray KE. 2014. Class II Underground Injection Control Well Data for 2010–2013 by Geologic Zones of Completion, Oklahoma. Oklahoma Geological Survey Norman, OK.
- National Research Council. 2013. *Induced Seismicity Potential in Energy Technologies.* The National Academies Press, Washington, DC.
- Perry SA, Smrecak TA, Cronin K, PRI Marcellus Shale Team. 2011. *Making the Earth Shake: Understanding Induced Seismicity. 3:Paleontological Research Institution, Museum of the Earth, Ithaca, NY.*
- Raleigh C, Healy J, Bredehoeft J. 1976. An experiment in earthquake control at Rangely, Colorado. *Science* (New York, NY) 191:1230-1237.
- Rutqvist J, Rinaldi AP, Cappa F, Moridis GJ. 2013. Modeling of fault reactivation and induced seismicity during hydraulic fracturing of shale-gas reservoirs. *Journal of Petroleum Science and Engineering* 107:31-44.
- Rutqvist J, Rinaldi AP, Cappa F, Moridis GJ. 2015. Modeling of fault activation and seismicity by injection directly into a fault zone associated with Hydraulic fracturing of shale-gas Reservoirs. *Journal of Petroleum Science and Engineering.*
- Skoumal RJ, Brudzinski MR, Currie BS. 2015. Earthquakes Induced by Hydraulic Fracturing in Poland Township, Ohio. *Bulletin of the Seismological Society of America.*
- Soeder DJ, Sharma S, Pekney N, Hopkinson L, Dilmore R, Kutchko B, Stewart B, Carter K, Hakala A, Capo R. 2014. An approach for assessing engineering risk from shale gas wells in the United States. *International Journal of Coal Geology.*
- Tary JB, van der Baan M, Eaton DW. 2014. Interpretation of resonance frequencies recorded during hydraulic fracturing treatments. *Journal of Geophysical Research-Solid Earth* 119:1295-1315.
- Vaezi Y, van der Baan M. 2014. Analysis of instrument self-noise and microseismic event detection using power spectral density estimates. *Geophysical Journal International* 197:1076-1089.
- van Thienen-Visser K, Breunese J. 2015. Induced seismicity of the Groningen gas field: History and recent developments. *The Leading Edge* 34:664-671.
- Walsh FR, Zoback MD. 2015. Oklahoma's recent earthquakes and saltwater disposal. *Science Advances*; doi:10.1126/sciadv.1500195 1.
- Weingarten M, Ge S, Godt JW, Bekins BA, Rubinstein JL. 2015. High-rate injection is associated with the increase in U.S. mid-continent seismicity. *Science* (New York, NY) 348:1336-1340.
- Xiaolin Z, Feng Z, Xiangyang L, Shuangquan C. 2013. A new microseismic location method accounting for the influence of the hydraulic fracturing process. *Journal of Geophysics and Engineering* 10:035010.
- Zeng X, Zhang H, Zhang X, Wang H, Zhang Y, Liu Q. 2014. Surface Microseismic Monitoring of Hydraulic Fracturing of a Shale-Gas Reservoir Using Short-Period and Broadband Seismic Sensors. *Seismological Research Letters* 85:668-677.

## OCCUPATIONAL HEALTH

Allard DJ. 2015. Pennsylvania's Technologically Enhanced, Naturally Occurring Radioactive Material Experiences and Studies of the Oil and Gas Industry. *Health Physics* 108:178-178.

Bamberger M, Oswald R. 2014. The Shale Gas Revolution from the Viewpoint of a Former Industry Insider. *New solutions : a journal of environmental and occupational health policy* : NS 1:1-16.

Blackley DJ, Retzer KD, Hubler WG, Hill RD, Laney AS. 2014. Injury rates on new and old technology oil and gas rigs operated by the largest United States onshore drilling contractor. *American Journal of Industrial Medicine* 57:1188-1192.

Bloomdahl R, Abualfaraj N, Olson M, Gurian PL. 2014. Assessing worker exposure to inhaled volatile organic compounds from Marcellus Shale flowback pits. *Journal of Natural Gas Science and Engineering* 21:348-356.

Broni-Bediako E, Amarin R. 2010. Effects of drilling fluid exposure to oil and gas workers presented with major areas of exposure and exposure indicators. *Research Journal of Applied Sciences, Engineering and Technology* 2:710-719.

Esswein EJ, Breitenstein M, Snawder J, Kiefer M, Sieber WK. 2013. Occupational exposures to respirable crystalline silica during hydraulic fracturing. *Journal of occupational and environmental hygiene* 10:347-356.

Esswein EJ, Hill R. 2013. Keeping Up with the Oil and Gas Rush: NIOSH Seeks to Improve Worker Safety and Health in the U.S. Upstream Oil and Gas Industry. *The Synergist*:24-27.

Esswein EJ, Snawder J, King B, Breitenstein M, Alexander-Scott M, Kiefer M. 2014. Evaluation of Some Potential Chemical Exposure Risks During Flowback Operations in Unconventional Oil and Gas Extraction: Preliminary Results. *Journal of Occupational and Environmental Hygiene*:D174-D184.

Fan ZJ, Bonauto DK, Foley MP, Silverstein BA. 2006. Underreporting of work-related injury or illness to workers' compensation: individual and industry factors. *J Occup Environ Med* 48:914-922.

Gabbay DS, De Roos F, Perrone J. 2001. Twenty-foot fall averts fatality from massive hydrogen sulfide exposure. *The Journal of Emergency Medicine* 20:141-144.

Gilman J, Lerner B, Kuster W, De Gouw J. 2013. Source signature of volatile organic compounds from oil and natural gas operations in northeastern Colorado. *Environmental science & technology* 47:1297-1305.

Goldenberg S, Shoveller J, Koehoorn M, Ostry A. 2008. Barriers to STI testing among youth in a Canadian oil and gas community. *Health & Place* 14:718-729.

Goldenberg SMBAM, Shoveller JAP, Ostry ACP, Koehoorn MP. 2008. Sexually Transmitted Infection (STI) Testing among Young Oil and Gas Workers: The Need for Innovative, Place-based Approaches to STI Control. *Canadian Journal of Public Health* 99:350-354.

Guidotti TL. 1994. Occupational Exposure to Hydrogen-Sulfide in the Sour Gas-Industry - Some Unresolved Issues. *International Archives of Occupational and Environmental Health* 66:153-160.

Guidotti TL. 2010. Hydrogen Sulfide: Advances in Understanding Human Toxicity. *International Journal of Toxicology* 29:569-581.

Heinecke J, Jabbari N, Meshkati N. 2014. The Role of Human Factors Considerations and Safety Culture in the Safety of Hydraulic Fracturing (Fracking). *Journal of Sustainable Energy Engineering* 2:130-151.

Hendler A, Nunn J, Lundeen J, McKaskle R. 2006. VOC emissions from oil and condensate storage tanks. Prepared

for Houston Advanced Research Center October.

Hendrickson RG, Chang A, Hamilton RJ. 2004. Co-worker fatalities from hydrogen sulfide. *American journal of industrial medicine* 45:346-350.

Khan F. 2011. Take home lead exposure in children of oil field workers. *The Journal of the Oklahoma State Medical Association* 104:252-253.

King B, Esswein E, Retzer K, Snawder J, Ridl S, Breitenstein M, Alexander-Scott M, Hill R. 2015. UPDATE: Reports of Worker Fatalities during Manual Tank Gauging and Sampling in the Oil and Gas Extraction Industry. OSHA 3763-12 2014. Available: <http://blogs.cdc.gov/niosh-science-blog/2015/04/10/flowback-3/>.

Kirkeleit J, Riise T, Bråtveit M, Moen BE. 2008. Increased risk of acute myelogenous leukemia and multiple myeloma in a historical cohort of upstream petroleum workers exposed to crude oil. *Cancer causes & control* 19:13-23.

Argonne National Laboratory, Veil JA, Puder MG, Elcock D, Robert J, Redweik J. 2004. A White Paper Describing Produced Water from Production of Crude Oil, Natural Gas, and Coal Bed Methane. National Energy Technology Laboratory.

National Institute for Occupational Safety and Health. 2010. NIOSH Field Effort to Assess Chemical Exposure Risks to Gas and Oil Workers. Cincinnati, Ohio. Available: <http://www.cdc.gov/niosh/docs/2010-130/pdfs/2010-130.pdf>.

Marquié J-C, Tucker P, Folkard S, Gentil C, Ansiau D. 2014. Chronic effects of shift work on cognition: findings from the VISAT longitudinal study. *Occupational and Environmental Medicine*.

Mason KL, Retzer KD, Hill R, Lincoln JM. 2015. Occupational fatalities during the oil and gas boom - United States, 2003-2013. *MMWR Morbidity and mortality weekly report* 64:551-554.

McKenzie LM, Guo R, Witter RZ, Savitz DA, Newman LS, Adgate JL. 2014. Birth Outcomes and Maternal Residential Proximity to Natural Gas Development in Rural Colorado. *Environmental health perspectives*.

McKenzie LM, Witter RZ, Newman LS, Adgate JL. 2012. Human health risk assessment of air emissions from development of unconventional natural gas resources. *Sci Total Environ* 424:79-87.

Mulloy KB. 2014. Occupational Health and Safety Considerations in Oil and Gas Extraction Operations. *The Bridge: Linking Engineering and Science* 44:41-46.

Occupational Safety and Health Administration. 2014. Hydraulic Fracturing and Flowback Hazards Other than Respirable Silica. OSHA 3763-12 2014. Available: <https://www.osha.gov/Publications/OSHA3763.pdf>.

Occupational Safety and Health Administration. 2005. Hydrogen Sulfide (H<sub>2</sub>S). Available: [https://www.osha.gov/OshDoc/data\\_Hurricane\\_Facts/hydrogen\\_sulfide\\_fact.pdf](https://www.osha.gov/OshDoc/data_Hurricane_Facts/hydrogen_sulfide_fact.pdf).

Pétron G, Frost G, Miller BR, Hirsch AI, Montzka SA, Karion A, Trainer M, Sweeney C, Andrews AE, Miller L. 2012. Hydrocarbon emissions characterization in the Colorado Front Range: A pilot study. *Journal of Geophysical Research: Atmospheres* (1984–2012) 117.

Pride K. 2013. Associations of Short Term Exposure to Ozone and Respiratory Outpatient Clinic Visits in a Rural Location—Sublette County, Wyoming, 2008–2011. Presented at 2013 CSTE Annual Conference. Cste.

Retzer KD, Hill RD, Pratt SG. 2013. Motor vehicle fatalities among oil and gas extraction workers. *Accident Analysis and Prevention* 51:168-174.



Searl A, Galea KS. 2011. Toxicological review of the possible effects associated with inhalation and dermal exposure to drilling fluids production streams. Institute of Occupational Medicine. Medicine IoO, Edinburgh.

Snawder J, Esswein EJ, King B, Breitenstein M, Alexander-Scott M, Retzer KD, Kiefer M, Hill R. 2014. Reports of Worker Fatalities during Flowback Operations. NIOSH Science Blog,

Turcot A, Girard SA, Courteau M, Baril J, Larocque R. 2015. Noise-induced hearing loss and combined noise and vibration exposure. *Occupational medicine (Oxford, England)* 65:238-244.

U.S. Department of Labor. 2014. Fatal and Nonfatal Occupational Injuries and Illnesses in the Oil and Gas Industry. Available: <http://www.bls.gov/if/oshwc/foi/osar0018.htm>.

Williams JF, Lundy JB, Chung KK, Chan RK, King BT, Renz EM, Cancio LC. 2014. Traumatic Injuries Incidental to Hydraulic Well Fracturing: A Case Series. *Journal of burn care & research : official publication of the American Burn Association*; doi:10.1097/BCR.0000000000000219.

Witter RZ, Tenney L, Clark S, Newman LS. 2014. Occupational exposures in the oil and gas extraction industry: State of the science and research recommendations. *American Journal of Industrial Medicine* 57:847-856.

## SURFACE WATER QUALITY and CONSUMPTION

Allen WT, Lacewell RD, Zinn M. 2014. Water Value and Environmental Implications of Hydraulic Fracturing: Eagle-Ford Shale. Texas Water Research Institute.

American Petroleum Institute. 2010. Water Management Associated with Hydraulic Fracturing. API Guidance Document HF2 First Edition. API. Washington, DC.

American Petroleum Institute. 2011. Practices for Mitigating Surface Impacts Associated with Hydraulic Fracturing. API Guidance Document HF3 First Edition. API. Washington, DC.

American Water Works Association. 2013. Water and Hydraulic Fracturing: A White Paper From the American Water Works Association. AWWA. Denver, CO. Available: [www.awwa.org/fracturing](http://www.awwa.org/fracturing).

Benjamin A. Wright, Grantley W. Pyke, Thomas J. McEnerney, Getchell FJ. 2011. Hydraulic Fracturing Issues and Research Needs for the Water Community. Water Research Foundation. Denver, Colorado.

Best LC, Lowry CS. 2014. Quantifying the potential effects of high-volume water extractions on water resources during natural gas development: Marcellus Shale, NY. *Journal of Hydrology: Regional Studies* 1:1-16.

Bowen ZH, Oelsner GP, Cade BS, Gallegos TJ, Farag AM, Mott DN, Potter CJ, Cinotto PJ, Clark ML, Kappel WM, Kresse TM, Melcher CP, Paschke SS, Susong DD, Varela BA. 2015. Assessment of surface water chloride and conductivity trends in areas of unconventional oil and gas development—Why existing national data sets cannot tell us what we would like to know. *Water Resources Research* 51:704-715.

Boyer EW, Swistock BR, Clark J, Madden M, Rizzo DE. 2012. The impact of Marcellus gas drilling on rural drinking water supplies.

Brantley SL, Yoxtheimer D, Arjmand S, Grieve P, Vidic R, Pollak J, Llewellyn GT, Abad J, Simon C. 2014. Water Resource Impacts during Unconventional Shale Gas Development: the Pennsylvania Experience. *International Journal of Coal Geology*.

Burton GA, Basu N, Ellis BR, Kapo KE, Entrekin S, Nadelhoffer K. 2014. Hydraulic “Fracking”: Are surface water impacts an ecological concern? *Environmental Toxicology and Chemistry* 33:1679-1689.

Capo RC, Stewart BW, Rowan EL, Kolesar Kohl CA, Wall AJ, Chapman EC, Hammack RW, Schroeder KT. 2014. The strontium isotopic evolution of Marcellus Formation produced waters, southwestern Pennsylvania. *International Journal of Coal Geology* 126:57-63.

Clark CE, Horner RM, Harto CB. 2013. Life Cycle Water Consumption for Shale Gas and Conventional Natural Gas. *Environmental science & technology* 47:11829-11836.

Hayes, T. 2009. Sampling and Analysis of Water Streams Associated with the Development of Marcellus Shale Gas. Marcellus Shale Coalition. Available here: <http://energyindepth.org/wp-content/uploads/marcellus/2012/11/MSCommission-Report.pdf>

Engle MA, Rowan EL. 2014. Geochemical evolution of produced waters from hydraulic fracturing of the Marcellus Shale, northern Appalachian Basin: A multivariate compositional data analysis approach. *International Journal of Coal Geology* 126:45-56.

Entrekin S, Evans-White M, Johnson B, Hagenbuch E. 2011. Rapid expansion of natural gas development poses a threat to surface waters. *Frontiers in Ecology and the Environment* 9:503-511.

Evans JS, Kiesecker JM. 2014. Shale gas, wind and water: Assessing the potential cumulative impacts of energy development on ecosystem services within the Marcellus play. *PloS one* 9:e89210.

Farang AM, Harper DD. 2014. A review of environmental impacts of salts from produced waters on aquatic resources. *International Journal of Coal Geology* 126:157-161.

Ferrar KJ, Michanowicz DR, Christen CL, Mulcahy N, Malone SL, Sharma RK. 2013. Assessment of Effluent Contaminants from Three Facilities Discharging Marcellus Shale Wastewater to Surface Waters in Pennsylvania. *Environmental science & technology* 47:3472-3481.

Freyman M. 2014. *Hydraulic Fracturing & Water Stress: Water Demand by the Numbers*. Ceres. Boston, MA.

Freyman M, Salmon R. 2013. *Hydraulic Fracturing & Water Stress: Growing Competitive Pressures for Water*. Ceres. Boston, MA.

Gallegos TJ, Varela BA, Haines SS, Engle MA. 2015. Hydraulic fracturing water use variability in the United States and potential environmental implications. *Water Resources Research*:doi:10.1002/2015WR017278.

Gilmore K, Hupp R, Glathar J. 2013. Transport of Hydraulic Fracturing Water and Wastes in the Susquehanna River Basin, Pennsylvania. *Journal of Environmental Engineering* 140:B4013002.

Gilmore KR, Hupp RL, Glathar J. 2014. Transport of Hydraulic Fracturing Water and Wastes in the Susquehanna River Basin, Pennsylvania. *Journal of Environmental Engineering* 140.

Goodwin S, Carlson K, Knox K, Douglas C, Rein L. 2014. Water Intensity Assessment of Shale Gas Resources in the Wattenberg Field in Northeastern Colorado. *Environmental science & technology* 48:5991-5995.

Gordalla BC, Ewers U, Frimmel FH. 2013. Hydraulic fracturing: a toxicological threat for groundwater and drinking-water? *Environmental Earth Sciences* 70:3875-3893.

Haluszczak LO, Rose AW, Kump LR. 2013. Geochemical evaluation of flowback brine from Marcellus gas wells in Pennsylvania, USA. *Applied Geochemistry* 28:55-61.

Hansen E, Mulvaney D, Betcher M. 2013. *Water Resource Reporting and Water Footprint from Marcellus Shale Development in West Virginia and Pennsylvania*. Downstream Strategies. Morgantown, WV.

- Hayes T. 2009. Sampling and analysis of water streams associated with the development of Marcellus shale gas. Marcellus Shale Initiative Publications Database.
- Heilweil VM, Grieve PL, Hynek SA, Brantley SL, Salomon DK, Risser DW. 2015. Stream measurements locate thermogenic methane fluxes in discharging groundwater. *Environmental science & technology*.
- Hladik ML, Focazio MJ, Engle M. 2014. Discharges of produced waters from oil and gas extraction via wastewater treatment plants are sources of disinfection by-products to receiving streams. *Science of The Total Environment* 466:1085-1093.
- Jackson RB, Vengosh A, Carey JW, Davies RJ, Darrah TH, O'Sullivan F, Pétron G. 2014. The Environmental Costs and Benefits of Fracking. *Annual Review of Environment and Resources*.
- Jha MK, Fernandez DG. 2014. Shale Gas Extraction and Water Consumption in North Carolina: A Primer. *American Journal of Engineering and Applied Sciences* 7:165-170.
- Jiang M, Hendrickson C, Vanbriesen J. 2013. Life Cycle Water Consumption and Wastewater Generation Impacts of a Marcellus Shale Gas Well. *Environmental science & technology*.
- Jordaan SM, Diaz Anadon L, Mielke E, Schrag DP. 2013. Regional Water Implications of Reducing Oil Imports with Liquid Transportation Fuel Alternatives in the United States. *Environmental science & technology* 47:11976-11984.
- Kappel WM, Williams JH, Szabo Z. 2013. *Water Resources and Shale Gas/Oil Production in the Appalachian Basin—Critical Issues and Evolving Developments*. U.S. Geological Survey. Ithaca, NY.
- Kappel WM, Williams JH, Szabo Z. 2013. *Water Resources and Shale Gas/oil Production in the Appalachian Basin: Critical Issues and Evolving Developments*. US Department of the Interior, US Geological Survey.
- Kuwayama Y, Olmstead S, Krupnick A. 2013. *Water Resources and Unconventional Fossil Fuel Development - Linking Physical Impacts to Social Costs*. RFF DP 13-34. Resources for the Future. Washington, DC.
- Kuwayama Y, Olmstead S, Krupnick A. 2015. Water Quality and Quantity Impacts of Hydraulic Fracturing. *Curr Sustainable Renewable Energy Rep* 2:17-24.
- Laurenzi IJ, Jersey GR. 2013. Life Cycle Greenhouse Gas Emissions and Freshwater Consumption of Marcellus Shale Gas. *Environmental science & technology* 47:4896-4903.
- Lavoie D, Rivard C, Lefebvre R, Séjourné S, Thériault R, Duchesne MJ, Ahad JME, Wang B, Benoit N, Lamontagne C. 2014. The Utica Shale and gas play in southern Quebec: Geological and hydrogeological syntheses and methodological approaches to groundwater risk evaluation. *International Journal of Coal Geology* 126:77-91.
- Lutz BD, Lewis AN, Doyle MW. 2013. Generation, transport, and disposal of wastewater associated with Marcellus Shale gas development. *Water Resources Research* 49:647-656.
- Maloney KO, Yoxtheimer DA. 2012. Production and disposal of waste materials from gas and oil extraction from the Marcellus Shale play in Pennsylvania. *Environmental Practice* 14:278-287.
- Manda AK, Heath JL, Klein WA, Griffin MT, Montz BE. 2014. Evolution of multi-well pad development and influence of well pads on environmental violations and wastewater volumes in the Marcellus shale (USA). *Journal of Environmental Management* 142:36-45.
- Mangmeechai A, Jaramillo P, Griffin WM, Matthews HS. 2014. Life cycle consumptive water use for oil shale development and implications for water supply in the Colorado River Basin. *Int J Life Cycle Assess* 19:677-687.

Marcellus Shale Advisory Commission. 2011. Report of the Governor's Marcellus Shale Advisory Commission. Commonwealth of Pennsylvania: Harrisburg, Pennsylvania,

Mauter MS, Alvarez PJJ, Burton A, Cafaro DC, Chen W, Gregory KB, Jiang G, Li Q, Pittock J, Reible D, Schnoor JL. 2014. Regional Variation in Water-Related Impacts of Shale Gas Development and Implications for Emerging International Plays. *Environmental science & technology*.

McBroom M, Thomas T, Zhang Y. 2012. Soil erosion and surface water quality impacts of natural gas development in East Texas, USA. *Water* 4:944-958.

Medina VF, Suedel B. 2015. Evaluation of Hydraulic Fracturing (Fracking) Plays for Potential Impact on USACE-Managed Waterways. U.S. Army Engineer Research and Development Center, Vicksburg, MS.

Mitchell AL, Small M, Casman EA. 2013. Surface Water Withdrawals for Marcellus Shale Gas Development: Performance of Alternative Regulatory Approaches in the Upper Ohio River Basin. *Environmental science & technology* 47:12669-12678.

Murray KE. 2013. State-Scale Perspective on Water Use and Production Associated with Oil and Gas Operations, Oklahoma, U.S. *Environmental science & technology* 47:4918-4925.

Nicot J-P, Scanlon BR, Reedy RC, Costley RA. 2014. Source and Fate of Hydraulic Fracturing Water in the Barnett Shale: A Historical Perspective. *Environmental science & technology* 48:2464-2471.

Olmstead SM, Muehlenbachs LA, Shih J-S, Chu Z, Krupnick AJ. 2013. Shale gas development impacts on surface water quality in Pennsylvania. *Proceedings of the National Academy of Sciences* 110:4962-4967.

Parker KM, Zeng T, Harkness J, Vengosh A, Mitch WA. 2014. Enhanced Formation of Disinfection By-Products in Shale Gas Wastewater-Impacted Drinking Water Supplies. *Environmental science & technology*.

Pelak AJ, Sharma S. 2014. Surface water geochemical and isotopic variations in an area of accelerating Marcellus Shale gas development. *Environmental Pollution* 195:91-100.

Penningroth SM, Yarrow MM, Figueroa AX, Bowen RJ, Delgado S. 2013. Community-based risk assessment of water contamination from high-volume horizontal hydraulic fracturing. *New solutions : a journal of environmental and occupational health policy* : NS 23:137-166.

Quaranta J, Wise R, Darnell A. 2012. Pits and Impoundments Final Report. ETD-10 Project. Department of Civil and Environmental Engineering, West Virginia University. Morgantown, WV.

Rahm BG, Bates JT, Bertoia LR, Galford AE, Yoxtheimer DA, Riha SJ. 2013. Wastewater management and Marcellus Shale gas development: Trends, drivers, and planning implications. *Journal of environmental management* 120:105-113.

Rahm BG, Riha SJ. 2012. Toward strategic management of shale gas development: Regional, collective impacts on water resources. *Environmental Science & Policy* 17:12-23.

Rahm BG, Riha SJ. 2014. Evolving shale gas management: water resource risks, impacts, and lessons learned. *Environmental Science: Processes & Impacts* 16:1400-1412.

Rahm BG, Vedachalam S, Bertoia LR, Mehta D, Vanka VS, Riha SJ. 2015. Shale gas operator violations in the Marcellus and what they tell us about water resource risks. *Energy Policy* 82:1-11.

Rivard C, Lavoie D, Lefebvre R, Séjourné S, Lamontagne C, Duchesne M. 2013. An overview of Canadian shale gas production and environmental concerns. *International Journal of Coal Geology*.

- Rozell DJ, Reaven SJ. 2012. Water Pollution Risk Associated with Natural Gas Extraction from the Marcellus Shale. *Risk Analysis* 32:1382-1393.
- Saba T, Orzechowski M. 2011. Lack of data to support a relationship between methane contamination of drinking water wells and hydraulic fracturing. *Proceedings of the National Academy of Sciences* 108:E663-E663.
- Scanlon BR, Reedy RC, Nicot J-P. 2014. Comparison of Water Use for Hydraulic Fracturing for Shale Oil and Gas Production versus Conventional Oil. *Environmental science & technology*.
- Schmidt CW. 2013. Estimating Wastewater Impacts from Fracking. *Environmental health perspectives* 121:a117.
- Shariq L. 2013. Uncertainties Associated with the Reuse of Treated Hydraulic Fracturing Wastewater for Crop Irrigation. *Environmental science & technology* 47:2435-2436.
- Skalak KJ, Engle MA, Rowan EL, Jolly GD, Conko KM, Benthem AJ, Kraemer TF. 2013. Surface disposal of produced waters in western and southwestern Pennsylvania: Potential for accumulation of alkali-earth elements in sediments. *International Journal of Coal Geology*.
- Snider A. 2014. Marcellus Drillers feel heat as EPA mulls expanded Clean Water Act oversight. E&E Publishing, LLC,
- Soeder DJ, Sharma S, Pekney N, Hopkinson L, Dilmore R, Kutchko B, Stewart B, Carter K, Hakala A, Capo R. 2014. An approach for assessing engineering risk from shale gas wells in the United States. *International Journal of Coal Geology*.
- States S, Cyprych G, Stoner M, Wydra F, Kuchta J, Monnell J, Casson L. 2013. Marcellus Shale drilling and brominated THMs in Pittsburgh, Pa., drinking water. *Journal American Water Works Association* 105:53-54.
- The Expert Panel on Harnessing Science and Technology to Understand the Environmental Impacts of Shale Gas Extraction. 2014. *Environmental Impacts of Shale Gas Extraction in Canada*. Council of Canadian Academies. Ottawa, Canada.
- U.S. Environmental Protection Agency. 2011. Plan to study the potential impacts of hydraulic fracturing on drinking water resources. USEPA. Development OoRa, Washington, DC.
- U.S. Environmental Protection Agency. 2012. Study of the Potential Impacts of Hydraulic Fracturing on Drinking Water Resources: Progress Report. EPA 601/R-12/011. USEPA. Washington, DC.
- Vengosh A, Jackson RB, Warner N, Darrah TH, Kondash A. 2014. A Critical Review of the Risks to Water Resources from Unconventional Shale Gas Development and Hydraulic Fracturing in the United States. *Environmental science & technology*.
- Vidic RD, Brantley SL, Vandenbossche JM, Yoxheimer D, Abad JD. 2013. Impact of shale gas development on regional water quality. *Science (New York, NY)* 340:1235009.
- Warner NR, Christie CA, Jackson RB, Vengosh A. 2013. Impacts of shale gas wastewater disposal on water quality in western Pennsylvania. *Environmental science & technology* 47:11849-11857.
- Williams H, Havens D, Banks K, Wachal D. 2008. Field-based monitoring of sediment runoff from natural gas well sites in Denton County, Texas, USA. *Environmental Geology* 55:1463-1471.
- Wilson J, Wang Y, VanBriesen J. 2014. Sources of High Total Dissolved Solids to Drinking Water Supply in Southwestern Pennsylvania. *Journal of Environmental Engineering* 140:B4014003.



Wilson JM, Van Briesen JM. 2013. Source Water Changes and Energy Extraction Activities in the Monongahela River, 2009–2012. *Environmental science & technology* 47:12575-12582.

Wilson JM, VanBriesen JM. 2012. Oil and gas produced water management and surface drinking water sources in Pennsylvania. *Environmental Practice* 14:288-300.

Yang L, Grossmann IE, Mauter MS, Dilmore RM. 2015. Investment optimization model for freshwater acquisition and wastewater handling in shale gas production. *AIChE Journal* 61:1770-1782.

Ziemkiewicz P, Donovan J, Hause J, Gutta B, Fillhart J, Mack B, O’Neal M. 2013. Water Quality Literature Review and Field Monitoring of Active Shale Gas Wells Phase II. West Virginia Water Research Institute, West Virginia University. Morgantown, WV.

Ziemkiewicz P, Hause J, Gutta B, Fillhart J, Mack B, O’Neal M. 2013. Water Quality Literature Review and Field Monitoring of Active Shale Gas Wells Phase I. West Virginia Water Research Institute, West Virginia University. Morgantown, WV.

Ziemkiewicz P, Quaranta J, Darnell A, Wise R. 2014. Exposure pathways related to shale gas development and procedures for reducing environmental and public risk. *Journal of Natural Gas Science and Engineering* 16:77-84.

Ziemkiewicz P, Quaranta JD, McCawley M. 2014. Practical measures for reducing the risk of environmental contamination in shale energy production. *Environmental science Processes & impacts* 16:1692-1699.

Zoback M, Kitasei S, Copithorne B. 2010. Addressing the Environmental Risks from Shale Gas Development. Worldwatch Institute.

## TECHNICAL REPORTS and GENERAL RESOURCES

Abadie A. 2005. Semiparametric Difference-in-Differences Estimators. *The Review of Economic Studies* 72:1-19.

American Chemistry Council. 2014. Year-End 2014 Chemical Industry Situation and Outlook: American Chemistry Builds Momentum. Available: <http://files.clickdimensions.com/americanchemistrycom-avo5d/files/year-end2014situationandoutlookf6c2.pdf>.

American Petroleum Institute. 2010. Freeing Up Energy. 2010-067. API. Washington, DC.

American Petroleum Institute. 2013. America’s Energy Revolution. API, Washington, DC.

American Petroleum Institute. 2013. What is Fracking and Unconventional Oil and Natural Gas Development? DM2013-203. API. Washington, DC.

Anders MH, Laubach SE, Scholz CH. 2014. Microfractures: A review. *Journal of Structural Geology* 69:377-394.

Appalachian Basin Province Assessment Team. 2003. Assessment of Undiscovered Oil and Gas Resources of the Appalachian Basin Province, 2002. U.S. Geological Survey. Reston, VA.

Bazilian M, Brandt A, Billman L, Heath G, Logan J, Mann M, Melaina M, Statwick P, Arent D, Benson S. 2014. Ensuring benefits from North American shale gas development: Towards a research agenda. *Journal of Unconventional Oil and Gas Resources* 7:71-74.

Birol F. 2012. Golden Rules for a Golden Age of Gas—World Energy Outlook Special Report on Unconventional Gas. International Energy Agency. Paris.



- Bolden AL, Kwiatkowski CF, Colborn T. 2015. New Look at BTEX: Are Ambient Levels a Problem? *Environmental science & technology*.
- Bolonkin A, Friedlander J, Neumann S. 2014. Innovative unconventional oil extraction technologies. *Fuel Processing Technology* 124:228-242.
- Branosky E, Stevens A, Forbes S. 2012. Defining the shale gas life cycle: A framework for identifying and mitigating environmental impacts. Washington, DC.
- Bureau of Land Management. 2015. Oil and Gas; Hydraulic Fracturing on Federal and Indian Lands; Final Rule 43 CFR Part 3160:Federal Register.
- California Council on Science and Technology, Lawrence Berkeley National Laboratory, Pacific Institute. 2014. Advanced Well Stimulation Technologies in California: An Independent Review of Scientific and Technical Information. California Council on Science and Technology. Sacramento, CA.
- Carter KM, Harper JA, Schmid KW, Kostelnik J. 2011. Unconventional natural gas resources in Pennsylvania: The backstory of the modern Marcellus Shale play. *Environmental Geosciences* 18:217-257.
- Center for Sustainable Shale Development. 2013. Performance Standards. CSSD. Pittsburgh, PA.
- Centers for Disease Control and Prevention. 2013. Health-Related Quality of Life (HRQOL): Well-being Concepts. Available: <http://www.cdc.gov/hrqol/wellbeing.htm>.
- Charpentier RR, Cook TA. 2010. Revised November 2012. Improved USGS Methodology for Assessing Continuous Petroleum Resources, version 2. U.S. Geological Survey, U.S. Department of the Interior. Reston, VA.
- Chen R, Sharma S, Bank T, Soeder D, Eastman H. 2015. Comparison of isotopic and geochemical characteristics of sediments from a gas- and liquids-prone wells in Marcellus Shale from Appalachian Basin, West Virginia. *Applied Geochemistry*.
- Clark CE, Burnham AJ, Harto CB, Horner RM. 2012. INTRODUCTION: The Technology and Policy of Hydraulic Fracturing and Potential Environmental Impacts of Shale Gas Development. *Environmental Practice* 14:249-261.
- Coday BD, Cath TY. 2014. Forward osmosis: Novel desalination of produced water and fracturing flowback. *Journal American Water Works Association* 106:37-38.
- Considine T, Watson R, Considine N, Martin J. 2012. Environmental Impacts During Marcellus Shale Gas Drilling: Causes, Impacts, and Remedies. State University of New York at Buffalo, Shale Resources and Society Institute.
- Council NP. 2011. Prudent Development: Realizing the Potential of North America's Abundant Natural Gas and Oil Resources. National Petroleum Council. Washington, DC. Available: <http://www.npc.org/reports/NARD-ExecSummVol.pdf>.
- Crain E. 2000. Crain's petrophysical handbook. Spectrum.
- Cueto-Felgueroso L, Juanes R. 2013. Forecasting long-term gas production from shale. *Proceedings of the National Academy of Sciences* 110:19660-19661.
- Davies RJ, Mathias SA, Moss J, Hustoft S, Newport L. 2012. Hydraulic fractures: How far can they go? *Marine and Petroleum Geology* 37:1-6.
- DCNR Bureau of Forestry. 2011. Guidelines for Administering Oil and Gas Activity on State Forest Lands. Version 2011-1. Commonwealth of Pennsylvania Department of Conservation and Natural Resources. Harrisburg, PA.

De Witt W, Gray K, Sutter JF, Southworth S. 1993. Principal oil and gas plays in the Appalachian Basin (Province 131).

Devlin DJ, Beatty P, White RD, Naufal Z, Sarang SS. 2014. Collaborative Industry Initiative to Assess Potential Health Effects Related to the Production of Unconventional Resources. Presented. Society of Petroleum Engineers.

Economist Intelligence Unit. 2011. Breaking new ground: A special report on global shale gas developments.

Feiden M, Gottlieb M, Krupnick A, Richardson N. 2013. Hydraulic Fracturing on Federal and Indian Lands - An Analysis of the Bureau of Land Management's Revised Proposal Rule. RFF DP 13-26. Resources for the Future. Washington, DC.

Fisher K, Warpinski N. 2011. Hydraulic fracture-height growth: real data. Presented at Paper SPE 145949 presented at the Annual Technical Conference and Exhibition, Denver, Colorado DOI.

Franconi NG, Bungler AP, Sejdić E, Mickle MH. 2014. Wireless Communication in Oil and Gas Wells. *Energy Technology* 2:996-1005.

Gabriel KJ, Linke P, Jiménez-Gutiérrez A, Martínez DY, Noureldin M, El-Halwagi MM. 2014. Targeting of the Water-Energy Nexus in Gas-to-Liquid Processes: A Comparison of Syngas Technologies. *Industrial & Engineering Chemistry Research* 53:7087-7102.

Gamper-Rabindran S. 2014. Information Collection, Access, and Dissemination to Support Evidence-Based Shale Gas Policies. *Energy Technology* 2:977-987.

Geology.com. 2005. Marcellus Shale -- Appalachian Basin Natural Gas Play. Available: <http://geology.com/articles/marcellus-shale.shtml> Accessed August, 2014.

Godec M, Koperna G, Petrusak R, Oudinot A. 2013. Potential for enhanced gas recovery and CO2 storage in the Marcellus Shale in the Eastern United States. *International Journal of Coal Geology* 118:95-104.

Goldman G, Bailin D, Rogerson P, Agatstein J, Imm J, Phartiyal P. 2013. Toward an Evidence-Based Fracking Debate: Science, Democracy, and Community Right to Know in Unconventional Oil and Gas Development. Union of Concerned Scientists. Cambridge, MA. Available: [www.ucsusa.org/HFreport](http://www.ucsusa.org/HFreport).

Graham Sustainability Institute. 2013. Geology/Hydrogeology Technical Report. Volume II, Report 3. University of Michigan. Ann Arbor, MI.

Graham Sustainability Institute. 2013. Overview and Glossary. Volume II, Report 1. University of Michigan. Ann Arbor, MI.

Graham Sustainability Institute. 2013. Technology Technical Report. Volume II, Report 2. University of Michigan. Ann Arbor, MI.

Hayes K, Roeshot S. 2014. The Natural Gas Revolution: Resource Library. Resources for the Future (RFF). (RFF) RffF.

Healy RW, Alley WM, Engle MA, McMahon PB, Bales JD. 2015. The Water-Energy Nexus-- An Earth Science Perspective. U.S. Geological Survey. Reston, Virginia. Available: <http://pubs.usgs.gov/circ/1407/pdf/circ1407.pdf>.

Hilaire J, Bauer N, Brecha RJ. Boom or bust? Mapping out the known unknowns of global shale gas production potential. *Energy Economics*.

Hill EW, Kinahan K, Immonen A. 2014. Ohio Utica Shale Gas Monitor. Cleveland State University. Available: [http://engagedscholarship.csuohio.edu/urban\\_facpub/1143](http://engagedscholarship.csuohio.edu/urban_facpub/1143).

Inglis J, Rumpler J. 2015. Fracking Failures: Oil and Gas Industry Environmental Violations in Pennsylvania and What They Mean for the US. PennEnvironment.

Interstate Oil and Gas Compact Commission. 2009. Orphaned & Abandoned Wells: Innovative Solutions.

Kargbo DM, Wilhelm RG, Campbell DJ. 2010. Natural gas plays in the Marcellus shale: Challenges and potential opportunities. *Environmental science & technology* 44:5679-5684.

King GE. 2012. Hydraulic Fracturing 101: What Every Representative Environmentalist Regulator Reporter Investor University Researcher Neighbor and Engineer Should Know About Estimating Frac Risk and Improving Frac Performance in Unconventional Gas and Oil Wells. Presented at SPE Hydraulic Fracturing Technology Conference. Society of Petroleum Engineers.

King GE. 2012. Hydraulic Fracturing 101: What Every Representative, Environmentalist, Regulator, Reporter, Investor, University Researcher, Neighbor and Engineer Should Know About Estimating Frac Risk and Improving Frac Performance in Unconventional Gas and Oil Wells. Society of Petroleum Engineers, Apache Corporation. The Woodlands, TX.

Koltun GF. 2013. An Analysis of Potential Water Availability from the Atwood, Leesville, and Tappan Lakes in the Muskingum River Watershed, Ohio. U.S. Geological Survey, U.S. Department of the Interior. Reston, VA.

Kondash AJ, Warner NR, Lahav O, Vengosh A. 2014. Radium and barium removal through blending hydraulic fracturing fluids with acid mine drainage. *Environmental science & technology*.

Krupnick A. 2013. Managing the Risks of Shale Gas: Key Findings and Further Research. Resources for the Future. Washington, DC.

Krupnick A, Gordon H, Olmstead S. 2013. Pathways to Dialogue: What the Experts Say about the Environmental Risks of Shale Gas Development. Resources for the Future. Washington, DC.

Krupnick A, Gordon H, Olmstead S. 2013. Pathways to Dialogue: What the Experts Say about the Environmental Risks of Shale Gas Development - Overview of Key Findings. Resources for the Future. Washington, DC.

Krupnick AJ, Siikamäki J. 2014. Would You Pay to Reduce Risks from Shale Gas Development? Public Attitudes in Pennsylvania and Texas. 185:38-43. Resources for the Future, Washington, DC.

Kuwayama Y, Olmstead S, Krupnick A. 2013. Water Resources and Unconventional Fossil Fuel Development - Linking Physical Impacts to Social Costs. RFF DP 13-34. Resources for the Future. Washington, DC.

Lampe DJ, Stolz JF. 2015. Current perspectives on unconventional shale gas extraction in the Appalachian Basin. *Journal of environmental science and health Part A, Toxic/hazardous substances & environmental engineering* 50:434-446.

Lien AM, Manner WJ. 2010. The Marcellus Shale: Resources for Stakeholders in the Upper Delaware Watershed Region. Pinchot Institute for Conservation. Washington, DC.

Liroff RA. 2011. Extracting The Facts: An Investor Guide to Disclosing Risks from Hydraulic Fracturing Operations. Investor Environmental Health Network. Falls Church, VA. Available: <http://www.iehn.org/publications.reports.frackguidance.php>.

Malone S, Kelso M, Auch T, Edelstein K, Ferrar K, Jalbert K. 2015. Data inconsistencies from states with unconventional oil and gas activity. *Journal of Environmental Science and Health, Part A* 50:501-510.

Malone S, Kelso M, Michanowicz D, Ferrar K, Shields KN, Kriesky J. 2012. Environmental Reviews and Case Studies: FracTracker Survey and Case Studies: Application for Participatory GIS in Unconventional Natural Gas Development. *Environmental Practice* 14:342-351.

Marcellus Shale Advisory Commission. 2011. Report of the Governor's Marcellus Shale Advisory Commission. Commonwealth of Pennsylvania: Harrisburg, Pennsylvania,

Marcellus Shale Assessment Team. 2011. Assessment of Undiscovered Oil and Gas Resources of the Devonian Marcellus Shale of the Appalachian Basin Province, 2011. U.S. Geological Survey. Reston, VA.

Maryland Institute for Applied Environmental Health. 2014. Potential Public Health Impacts of Natural Gas Development and Production in the Marcellus Shale in Western Maryland. School of Public Health, University of Maryland. College Park.

McGlade C, Speirs J, Sorrell S. 2013. Unconventional gas – A review of regional and global resource estimates. *Energy* 55:571-584.

Michigan Department of Environmental Quality. 2013. Hydraulic Fracturing of Oil and Gas Wells in Michigan. Available: [http://www.michigan.gov/documents/deq/Hydraulic\\_Fracturing\\_In\\_Michigan\\_423431\\_7.pdf](http://www.michigan.gov/documents/deq/Hydraulic_Fracturing_In_Michigan_423431_7.pdf).

Milici RC, Hatch JR. 2004. Assessment of Undiscovered Carboniferous Coal-Bed Gas Resources of the Appalachian Basin and Black Warrior Basin Provinces, 2002. U.S. Geological Survey. Reston, VA.

Milici RC, Swezey CS. 2006. Assessment of Appalachian Basin Oil and Gas Resources: Devonian Shale–Middle and Upper Paleozoic Total Petroleum System. U.S. Geological Survey. Reston, VA.

Mitchell AL, Small M, Casman EA. 2013. Surface Water Withdrawals for Marcellus Shale Gas Development: Performance of Alternative Regulatory Approaches in the Upper Ohio River Basin. *Environmental science & technology* 47:12669-12678.

Multiagency: U.S. Department of Energy, U.S. Department Of The Interior, U.S. Environmental Protection Agency. 2014. Federal Multiagency Collaboration on Unconventional Oil and Gas Research: A Strategy for Research and Development. Washington, DC.

National Energy Technology Laboratory. 2013. Modern Shale Gas Development in the United States: An Update. U.S. Department of Energy, . Available: <https://www.netl.doe.gov/File%20Library/Research/Oil-Gas/shale-gas-primer-update-2013.pdf>.

National Petroleum Council. 2011. Prudent Development: Realizing the Potential of North America's Abundant Natural Gas and Oil Resources. National Petroleum Council. Washington, DC.

National Research Council. 2013. Induced Seismicity Potential in Energy Technologies. The National Academies Press, Washington, DC.

National Research Council. 2014. Development of Unconventional Hydrocarbon Resources in the Appalachian Basin: Workshop Summary. The National Academies Press, Washington, DC.

National Research Council. 2014. Health Impact Assessment of Shale Gas Extraction: Workshop Summary. The National Academies Press, Washington, DC.

New York State Department of Environmental Conservation. 2013. Generic Environmental Impact Statement on the Oil, Gas and Solution Mining Regulatory Program (GEIS). NYS DEC. Albany, NY.

New York State Department of Environmental Conservation. 2015. Final Supplemental Generic Environmental Impact Statement On the Oil, Gas, and Solution Mining Regulatory Program: Regulatory Program for Horizontal

Drilling and High-Volume Hydraulic Fracturing to Develop the Marcellus Shale and Other Low-Permeability Gas Reservoirs. NYSDEC. Albany, NY.

Occupational Safety and Health Administration. 2001. Glossary of Terms; c2001 Petex. Available: [https://www.osha.gov/SLTC/etools/oilandgas/glossary\\_of\\_terms/glossary\\_of\\_terms\\_a.html](https://www.osha.gov/SLTC/etools/oilandgas/glossary_of_terms/glossary_of_terms_a.html). Accessed July 23, 2015.

Office USGA. 2012. Unconventional Oil and Gas Development: Key Environmental and Public Health Requirements. Washington, DC. Available: <http://gao.gov/products/GAO-12-874>.

Ohio Department of Natural Resources. 2015. Oil & Gas Well Production. Available: <http://oilandgas.ohiodnr.gov/production>. Accessed July 23, 2015.

Oil150.com. 2014. Appalachian Natural Gas Timeline. Available: <http://www.oil150.com/about-oil/appalachian-natural-gas-timeline/>. Accessed August, 2014.

Oil150.com. 2014. Appalachian Oil Timeline. Available: <http://www.oil150.com/about-oil/timeline/>. Accessed August, 2014.

Pennsylvania Department of Conservation and Natural Resources (PA DCNR). 2014. Shale-Gas Monitoring Report. Harrisburg, PA. Available: [http://dcnr.state.pa.us/cs/groups/public/documents/document/dcnr\\_20029147.pdf](http://dcnr.state.pa.us/cs/groups/public/documents/document/dcnr_20029147.pdf).

Pierobon J. 2013. George P. Mitchell-founder of shale gas – here’s how he and his team did it.

Porter ME, Gee DS, Pope GJ. 2015. America's Unconventional Energy Opportunity. Harvard Business School; The Boston Consulting Group. Available: <http://www.hbs.edu/competitiveness/research/Pages/research-details.aspx?rid=68>.

Ratner M, Tiemann M. 2014. An Overview of Unconventional Oil and Natural Gas: Resources and Federal Actions. 7-5700. Congressional Research Service. Washington, DC.

Raziperchikolaee S, Miller J. 2015. Modeling pressure response into a fractured zone of Precambrian basement to understand deep induced-earthquake hypocenters from shallow injection. *The Leading Edge* 34:684-689.

Resources for the Future. Risk Matrix for Shale Gas Development. Available: [http://www.rff.org/centers/energy\\_economics\\_and\\_policy/Pages/Shale-Matrices.aspx](http://www.rff.org/centers/energy_economics_and_policy/Pages/Shale-Matrices.aspx). Accessed 1/24/.

Resources for the Future. 2014. The Natural Gas Revolution: Critical Questions for a Sustainable Energy Future. Resources for the Future. Washington, DC.

Richardson N, Gottlieb M, Krupnick A, Wiseman H. 2013. The State of State Shale Gas Regulation. Resources for the Future. Washington, DC.

Ridlington E, Rumpler J. 2013. Fracking by the Numbers: Key Impacts of Dirty Drilling at the State and National Level. Environment America Research & Policy Center:46.

Roth J. 2015. Efficient gas processing key to economic growth. *Filtration+ Separation* 52:42-44.

Rotman D. 2013. Drilling for Shale Gas. *Technology Review* 116:26-33.

Rowan EL, Kraemer TF. 2012. Radon-222 Content of Natural Gas Samples from Upper and Middle Devonian Sandstone and Shale Reservoirs in Pennsylvania: Preliminary Data. Open-File Report Series 2012-1159. U.S. Geological Survey. Available: <http://pubs.usgs.gov/of/2012/1159>.

Schlumberger. 2015. Oilfield Glossary. Available: <http://www.glossary.oilfield.slb.com/>. Accessed July 23, 2015.



- Schmoker JW. 2005. U.S. Geological Survey Assessment Concepts for Continuous Petroleum Accumulations. In: Petroleum Systems and Geologic Assessment of Oil and Gas in the Southwestern Wyoming Province, Wyoming, Colorado, and Utah. (USGS Southwestern Wyoming Province Assessment Team, ed.). U.S. Geological Survey, Information Services, Denver, CO.
- Schmoker JW, Klett TR. 2005. U.S. Geological Survey Assessment Concepts for Conventional Petroleum Accumulations. In: Petroleum Systems and Geologic Assessment of Oil and Gas in the Southwestern Wyoming Province, Wyoming, Colorado, and Utah. (USGS Southwestern Wyoming Province Assessment Team, ed.). U.S. Geological Survey, Information Services, Denver, CO.
- Scott Institute for Energy Innovation. 2013. Shale Gas and the Environment: Critical Need for a Government–University–Industry Research Initiative. Carnegie Mellon University. Pittsburgh, PA. Available: [cmu.edu/energy](http://cmu.edu/energy).
- Secretary of Energy Advisory Board. 2011. The SEAB Shale Gas Production Subcommittee Ninety Day Report. US Department of Energy. Washington, DC.
- Secretary of Energy Advisory Board. 2011. The SEAB Shale Gas Production Subcommittee Second Ninety Day Report. US Department of Energy. Washington, DC.
- Shaffer DL, Arias Chavez LH, Ben-Sasson M, Romero-Vargas Castrillón S, Yip NY, Elimelech M. 2013. Desalination and Reuse of High-Salinity Shale Gas Produced Water: Drivers, Technologies, and Future Directions. *Environmental science & technology* 47:9569-9583.
- Shale Gas Roundtable. 2013. Shale Gas Roundtable: Deliberations, Findings and Recommendations. University of Pittsburgh. Pittsburgh, PA.
- Shale Oil and Natural Gas Nexus (SONGNEX). 2015. Studying the Atmospheric Effects of Changing Energy Use in the U.S. at the Nexus of Air Quality and Climate Change.
- Sipes NS, Padilla S, Knudsen TB. 2011. Zebrafish: as an integrative model for twenty-first century toxicity testing. *Birth defects research Part C, Embryo today : reviews* 93:256-267.
- Soeder DJ. 2012. Shale gas development in the United States. INTECH Open Access Publisher.
- Stamford L, Azapagic A. 2014. Life cycle environmental impacts of UK shale gas. *Applied Energy* 134:506-518.
- Strong L, Gould T, Kasinkas L, Sadowsky M, Aksan A, Wackett L. 2014. Biodegradation in Waters from Hydraulic Fracturing: Chemistry, Microbiology, and Engineering. *Journal of Environmental Engineering* 140:B4013001.
- Stroud Water Research Center. 2013. Ecotoxicity study for mayflies exposed to ambient stream water from the upper Delaware River Basin, reference toxicant, and to produced-water from natural gas drilling. Avondale, PA. Available: <http://www.nj.gov/drbc/library/documents/naturalgas/StroudStudyFinal082113.pdf>.
- The Center for Science and Democracy. 2013. Science, Democracy, and Fracking: A Guide for Community Residents and Policy Makers Facing Decisions over Hydraulic Fracturing. Union of Concerned Scientists. Cambridge, MA.
- The Expert Panel on Harnessing Science and Technology to Understand the Environmental Impacts of Shale Gas Extraction. 2014. Environmental Impacts of Shale Gas Extraction in Canada. Council of Canadian Academies. Ottawa, Canada.
- The Geological Society of America. 2015. GSA Critical Issues: Hydraulic Fracturing Glossary. Available: <http://www.geosociety.org/criticalissues/hydraulicFracturing/glossary.asp>. Accessed July 23, 2015.



- The Pennsylvania Wilds Planning Team. 2011. Marcellus Shale Resource Guide and the Implications to the PA Wilds- Conservation Landscape Initiative Pennsylvania Wilds. Sugar Grove, PA
- The Royal Society. 2012. Shale Extraction in the UK: A Review of Hydraulic Fracturing. The Royal Society. London, UK. Available: [royalsociety.org/policy/projects/shale-gas-extraction-and-raeng.org.uk/shale](http://royalsociety.org/policy/projects/shale-gas-extraction-and-raeng.org.uk/shale).
- U.S. Department of Energy, Ground Water Protection Council. 2009. Modern Shale Gas Development in the United States: A Primer. DOE Office of Fossil Energy, Washington, DC.
- U.S. Department of the Interior, U.S. Department of Agriculture. 2007. Surface Operating Standards and Guidelines for Oil and Gas Exploration and Development: The Gold Book. BLM National Science and Technology Center: Branch of Publishing Services.
- U.S. Energy Information Administration. 2013. Technically Recoverable Shale Oil and Shale Gas Resources: An Assessment of 137 Shale Formations in 41 Countries Outside the United States. U.S. Department of Energy. Washington, DC.
- U.S. Energy Information Administration. 2014. Annual Energy Outlook 2014. U.S. Energy Information Administration. Washington, DC.
- U.S. Energy Information Administration. 2014. Natural Gas Maps: Exploration, Resources, Reserves, and Production. Available: [http://www.eia.gov/pub/oil\\_gas/natural\\_gas/analysis\\_publications/maps/maps.htm](http://www.eia.gov/pub/oil_gas/natural_gas/analysis_publications/maps/maps.htm).
- U.S. Energy Information Administration. 2015. Annual Energy Outlook 2015. Washington, DC.
- U.S. Energy Information Administration. 2015. Glossary. Available: <http://www.eia.gov/tools/glossary/index.cfm?id=A>. Accessed July 23, 2015.
- U.S. Environmental Protection Agency. 1999. Consideration Of Cumulative Impacts In EPA Review of NEPA Documents. Available: [http://energy.gov/sites/prod/files/nepapub/nepa\\_documents/RedDont/G-EPA-cumulative\\_impacts.pdf](http://energy.gov/sites/prod/files/nepapub/nepa_documents/RedDont/G-EPA-cumulative_impacts.pdf).
- U.S. Environmental Protection Agency. 2012. Plan to Study the Potential Impacts of Hydraulic Fracturing on Drinking Water Resources. EPA/600/R-11/122/November 2011/www.epa.gov/research. USEPA. Washington, DC.
- U.S. Environmental Protection Agency. 2013. Original list of hazardous air pollutants. Available: <http://www.epa.gov/ttn/atw/188polls.html>. Accessed July 23, 2015.
- U.S. Environmental Protection Agency. 2014. Compilation of Publicly Available Sources of Voluntary Management Practices for Oil and Gas Exploration & Production (E&P) Wastes As They Address Pits, Tanks, and Land Application.
- U.S. Geological Survey. 2002. National Assessment of Oil and Gas Fact Sheet: Natural Gas Production in the United States. U.S. Geological Survey, U.S. Department of the Interior. Denver, CO.
- U.S. Geological Survey. 2011. U.S. Geological Survey Information Relevant to the U.S. Geological Survey Assessment of the Middle Devonian Marcellus Shale of the Appalachian Basin Province, 2011. U.S. Geological Survey. Reston, VA.
- U.S. Geological Survey. 2012. Map of Assessed Shale Gas in the United States, 2012. U.S. Geological Survey. Washington, DC. Available: <http://pubs.usgs.gov/dds/dds-069/dds-069-z/>.
- U.S. Geological Survey. 2012. Map of assessed shale gas in the United States, 2012.
- U.S. Geological Survey. 2012. Summary of Studies Related to Hydraulic Fracturing Conducted by USGS Water

Science Centers. US Geological Survey. Washington, DC.

U.S. Geological Survey. 2012. Water Quality Studied in Areas of Unconventional Oil and Gas Development, Including Areas Where Hydraulic Fracturing Techniques are Used, in the United States. U.S. Geological Survey. Fort Collins, CO.

U.S. Geological Survey. 2013. National Oil and Gas Assessment 2013 Assessment Updates. US Geological Survey. Washington, DC. Available:  
<http://energy.usgs.gov/OilGas/AssessmentsData/NationalOilGasAssessment/AssessmentUpdates.aspx>.

U.S. Geological Survey. 2014. Energy Glossary & Acronym List. Available:  
<http://energy.usgs.gov/GeneralInfo/HelpfulResources/EnergyGlossary.aspx>.

U.S. Geological Survey. 2014. Energy Glossary & Acronym List. Available:  
<http://energy.usgs.gov/GeneralInfo/HelpfulResources/EnergyGlossary.aspx#uvwxyz>. Accessed July 23, 2015.

United States District Court (W.D. Pa.). 1980. United States v. Minard Run Oil Co. 9570:

University of Michigan. 2015. HYDRAULIC FRACTURING IN MICHIGAN INTEGRATED ASSESSMENT: DRAFT FINAL REPORT.

Uth H-J. 2014. Technical risks and best available technology (BAT) of hydraulic fracturing in unconventional natural gas resources. *Environmental Earth Sciences* 72:2163-2171.

Utica Shale Assessment Team. 2012. Assessment of Undiscovered Oil and Gas Resources of the Ordovician Utica Shale of the Appalachian Basin Province, 2012. U.S. Geological Survey. Reston, VA.

Vesalon L, Crețan R. 2015. 'We are not the Wild West': anti-fracking protests in Romania. *Environmental Politics* 24:288-307.

Viscomi J, Haut R. 2014. Tools for Turning Stranded Gas Into Cash. Environmentally Friendly Drilling / Petroleum Technology Transfer Council

Wakamatsu H, Aruga K. 2013. The impact of the shale gas revolution on the U.S. and Japanese natural gas markets. *Energy Policy* 62:1002-1009.

Wang H-T. 2014. Performance of multiple fractured horizontal wells in shale gas reservoirs with consideration of multiple mechanisms. *Journal of Hydrology* 510:299-312.

Wang Q, Chen X, Jha AN, Rogers H. 2014. Natural gas from shale formation—The evolution, evidences and challenges of shale gas revolution in United States. *Renewable and Sustainable Energy Reviews* 30:1-28.

Wang Z, Krupnick A. 2013. A Retrospective Review of Shale Gas Development in the United States. RFF DP 13-12. Resources for the Future. Washington, DC.

Warner NR, Darrah TH, Jackson RB, Millot R, Kloppmann W, Vengosh A. 2014. New Tracers Identify Hydraulic Fracturing Fluids and Accidental Releases from Oil and Gas Operations. *Environmental science & technology* 48:12552-12560.

Xie G, Deng MY, Su JL, Pu LC. 2014. Study on shale gas drilling fluids technology. In: *Exploration and Processing of Mineral Resources*. (Pan W, Xu QJ, Li H, eds.), pp. 651-656.

Zhang T, Gregory K, Hammack RW, Vidic RD. 2014. Co-precipitation of Radium with Barium and Strontium Sulfate and Its Impact on the Fate of Radium during Treatment of Produced Water from Unconventional Gas Extraction. *Environmental science & technology* 48:4596-4603.

Ziemkiewicz P, Quaranta JD, McCawley M. 2014. Practical measures for reducing the risk of environmental contamination in shale energy production. *Environmental Science Processes & Impacts* 16:1692-1699.

Zoback M, Kitasei S, Copithorne B. 2010. Addressing the Environmental Risks from Shale Gas Development. Worldwatch Institute.

## LIGHT, NOISE, AND ODOR

Australia Environmental Protection Agency. 2014. Light Pollution. Available: [http://www.environment.act.gov.au/\\_\\_data/assets/pdf\\_file/0007/575026/Residential\\_-\\_Light\\_pollution\\_-\\_Jan2014.pdf](http://www.environment.act.gov.au/__data/assets/pdf_file/0007/575026/Residential_-_Light_pollution_-_Jan2014.pdf).

Babisch W. 2000. Traffic noise and cardiovascular disease: epidemiological review and synthesis. *Noise and Health* 2:9.

Babisch W. 2011. Cardiovascular effects of noise. *Noise and Health* 13:201.

Babisch W, Beule B, Schust M, Kersten N, Ising H. 2005. Traffic noise and risk of myocardial infarction. *Epidemiology* 16:33-40.

Barber JR, Crooks KR, Fristrup KM. 2010. The costs of chronic noise exposure for terrestrial organisms. *Trends in Ecology & Evolution* 25:180-189.

Basner M, Babisch W, Davis A, Brink M, Clark C, Janssen S, Stansfeld S. 2014. Auditory and non-auditory effects of noise on health. *The Lancet* 383:1325-1332.

Bayne EM, Habib L, Boutin S. 2008. Impacts of Chronic Anthropogenic Noise from Energy-Sector Activity on Abundance of Songbirds in the Boreal Forest. *Conservation Biology* 22:1186-1193.

Bluhm GL, Berglund N, Nordling E, Rosenlund M. 2007. Road traffic noise and hypertension. *Occupational and Environmental Medicine* 64:122-126.

Davies HW, Teschke K, Kennedy SM, Hodgson MR, Hertzman C, Demers PA. 2005. Occupational exposure to noise and mortality from acute myocardial infarction. *Epidemiology* 16:25-32.

Eapi GR, Sabnis MS, Sattler ML. 2014. Mobile measurement of methane and hydrogen sulfide at natural gas production site fence lines in the Texas Barnett Shale. *Journal of the Air & Waste Management Association* 64:927-944.

Falchi F, Cinzano P, Elvidge CD, Keith DM, Haim A. 2011. Limiting the impact of light pollution on human health, environment and stellar visibility. *Journal of Environmental Management* 92:2714-2722.

Francis CD, Kleist NJ, Ortega CP, Cruz A. 2012. Noise pollution alters ecological services: enhanced pollination and disrupted seed dispersal. *Proceedings of the Royal Society B: Biological Sciences* 279:2727-2735.

Hurtley C. 2009. Night noise guidelines for Europe. WHO Regional Office Europe.

Kaufell W. Sound Measurement, Modeling and Mitigation. Skelly and Loy, Inc.

Longcore T, Rich C. 2004. Ecological light pollution. *Frontiers in Ecology and the Environment* 2:191-198.

Macey GP, Breech R, Chernaik M, Cox C, Larson D, Thomas D, Carpenter DO. 2014. Air concentrations of volatile compounds near oil and gas production: a community-based exploratory study. *Environmental Health* 13:82.

Maryland Institute for Applied Environmental Health. 2014. Potential Public Health Impacts of Natural Gas Development and Production in the Marcellus Shale in Western Maryland. School of Public Health, University of Maryland. College Park.

Maynard R. 2010. Environmental Noise and Health in the UK. Health Protection Agency. Chilton, Didcot, Oxfordshire.

McCawley M. 2013. Air, Noise, and Light Monitoring Results. ETD-10 Project. West Virginia University School of Public Health. Morgantown, WV.

Mead MN. 2007. The sound behind heart effects. *Environmental health perspectives* 115:A536-537.

Navara KJ, Nelson RJ. 2007. The dark side of light at night: physiological, epidemiological, and ecological consequences. *Journal of pineal research* 43:215-224.

New York State Department of Environmental Conservation. 2015. Final Supplemental Generic Environmental Impact Statement On the Oil, Gas, and Solution Mining Regulatory Program: Regulatory Program for Horizontal Drilling and High-Volume Hydraulic Fracturing to Develop the Marcellus Shale and Other Low-Permeability Gas Reservoirs. NYSDEC. Albany, NY.

PA DEP. 2010. Southwestern Pennsylvania Marcellus Shale Short-Term Ambient Air Sampling Report. Available: [http://www.dep.state.pa.us/dep/deputate/airwaste/aq/aqm/docs/Marcellus\\_SW\\_11-01-10.pdf](http://www.dep.state.pa.us/dep/deputate/airwaste/aq/aqm/docs/Marcellus_SW_11-01-10.pdf).

Sørensen M, Hvidberg M, Andersen ZJ, Nordsborg RB, Lillelund KG, Jakobsen J, Tjønneland A, Overvad K, Raaschou-Nielsen O. 2011. Road traffic noise and stroke: a prospective cohort study. *European heart journal* 32:737-744.

Texas Department of State Health Services. 2010. DISH, Texas Exposure Investigation DISH, Denton County, Texas. Texas Department of State Health Services. Austin, TX.

Vaezi Y, van der Baan M. 2014. Analysis of instrument self-noise and microseismic event detection using power spectral density estimates. *Geophysical Journal International* 197:1076-1089.

## HEALTH AND STRESS

Cohen S. 2004. Social Relationships and Health. *American Psychologist* 59:676-684.

Cohen S, Alper CM, Doyle WJ, Adler N, Treanor JJ, Turner RB. 2008. Objective and subjective socioeconomic status and susceptibility to the common cold. *Health Psychology* 27:268.

Cohen S, Doyle WJ, Baum A. 2006. Socioeconomic status is associated with stress hormones. *Psychosomatic medicine* 68:414-420.

Cohen S, Janicki-Deverts D, Doyle WJ, Miller GE, Frank E, Rabin BS, Turner RB. 2012. Chronic stress, glucocorticoid receptor resistance, inflammation, and disease risk. *Proceedings of the National Academy of Sciences* 109:5995-5999.

Cohen S, Janicki-Deverts D, Miller GE. 2007. Psychological stress and disease. *Jama* 298:1685-1687.

Dimsdale JE. 2008. Psychological Stress and Cardiovascular Disease. *Journal of the American College of Cardiology* 51:1237-1246.

Epel ES, Blackburn EH, Lin J, Dhabhar FS, Adler NE, Morrow JD, Cawthon RM. 2004. Accelerated telomere shortening in response to life stress. *Proc Natl Acad Sci U S A* 101:17312-17315.

Feldman PJ, Cohen S, Lepore SJ, Matthews KA, Kamarck TW, Marsland AL. 1999. Negative emotions and acute physiological responses to stress. *Annals of Behavioral Medicine* 21:216-222.

Harper TR. 2014. Effective stress history and the potential for seismicity associated with hydraulic fracturing of shale reservoirs. *Journal of the Geological Society* 171:481-492.

McEwen BS, Gianaros PJ. 2010. Central role of the brain in stress and adaptation: links to socioeconomic status, health, and disease. *Annals of the New York Academy of Sciences* 1186:190-222.

Nielsen NR, Kristensen TS, Schnohr P, Gronbaek M. 2008. Perceived stress and cause-specific mortality among men and women: results from a prospective cohort study. *Am J Epidemiol* 168:481-491; discussion 492-486.

Segerstrom SC, Miller GE. 2004. Psychological stress and the human immune system: a meta-analytic study of 30 years of inquiry. *Psychological bulletin* 130:601.

Wright RJ. 2011. Epidemiology of stress and asthma: from constricting communities and fragile families to epigenetics. *Immunology and allergy clinics of North America* 31:19-39.

Wright RJ, Cohen RT, Cohen S. 2005. The impact of stress on the development and expression of atopy. *Current opinion in allergy and clinical immunology* 5:23-29.

Wright RJ, Cohen S, Carey V, Weiss ST, Gold DR. 2002. Parental stress as a predictor of wheezing in infancy: a prospective birth-cohort study. *American journal of respiratory and critical care medicine* 165:358-365.

Wright RJ, Rodriguez M, Cohen S. 1998. Review of psychosocial stress and asthma: an integrated biopsychosocial approach. *Thorax* 53:1066-1074.

**HEI**

**APPENDIX C: POTENTIAL IMPACTS AND DATA  
GAPS**

**SCIENTIFIC COMMITTEE ON UNCONVENTIONAL OIL AND GAS  
DEVELOPMENT IN THE APPALACHIAN BASIN**



## APPENDIX C: POTENTIAL IMPACTS AND DATA GAPS

Evidence for potential human and ecological exposures to stressors from OGD is shown in a series of flow diagrams in this section and is summarized in Figure C-1. The Committee illustrated the potential exposure pathways that it considered, regardless of their likelihood or significance for human or ecologic health. Summaries of what is known about the potential impacts on ecological health, human health, and well-being that might result from these potential exposures are in Sections C.2, C.3, and C.4, respectively.

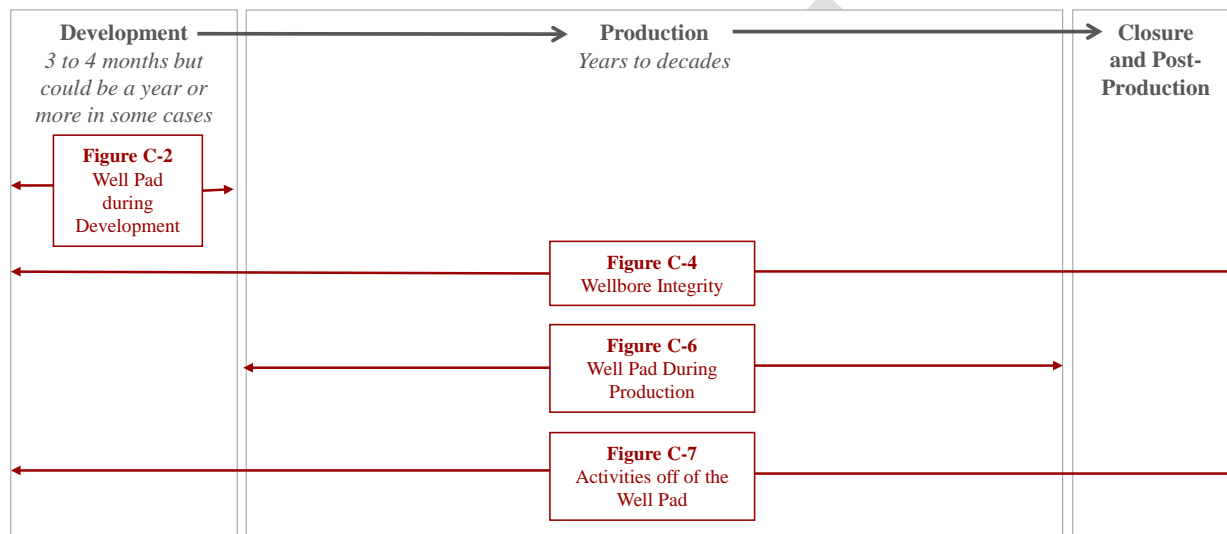


Figure C-1. Summary of flow diagrams illustrating potential exposure pathways.

### C.1 POTENTIAL EXPOSURES

This section summarizes how activities on and off the well pad during development, production, closure, and post-production might result in people or ecosystems being exposed to OGD-related health stressors. The discussion is organized by operational phase, although some exposures (e.g., involving, for example, air quality) might persist across multiple phases. A number of recent reviews have summarized the state of knowledge on air (e.g., Moore et al. 2014) and water (e.g., Brantley et al. 2014) exposures associated with OGD activities.

#### C.1.1 Exploration

During the exploration phase, developers seek optimal locations for wells using seismic reflection surveys among other methods. These surveys produce a three-dimensional image of subsurface geological formations by measuring seismic wave vibrations that are propagated into the earth using vibrators mounted on trucks or shallow explosive charges and reflected back to the surface. Images from these surveys expose the naturally occurring structure (e.g., faults and folds) in the rock formations. The exploration phase can involve several potential stressors, including noise, vibration, vehicle emissions, and landscape changes that might persist for relatively brief periods.

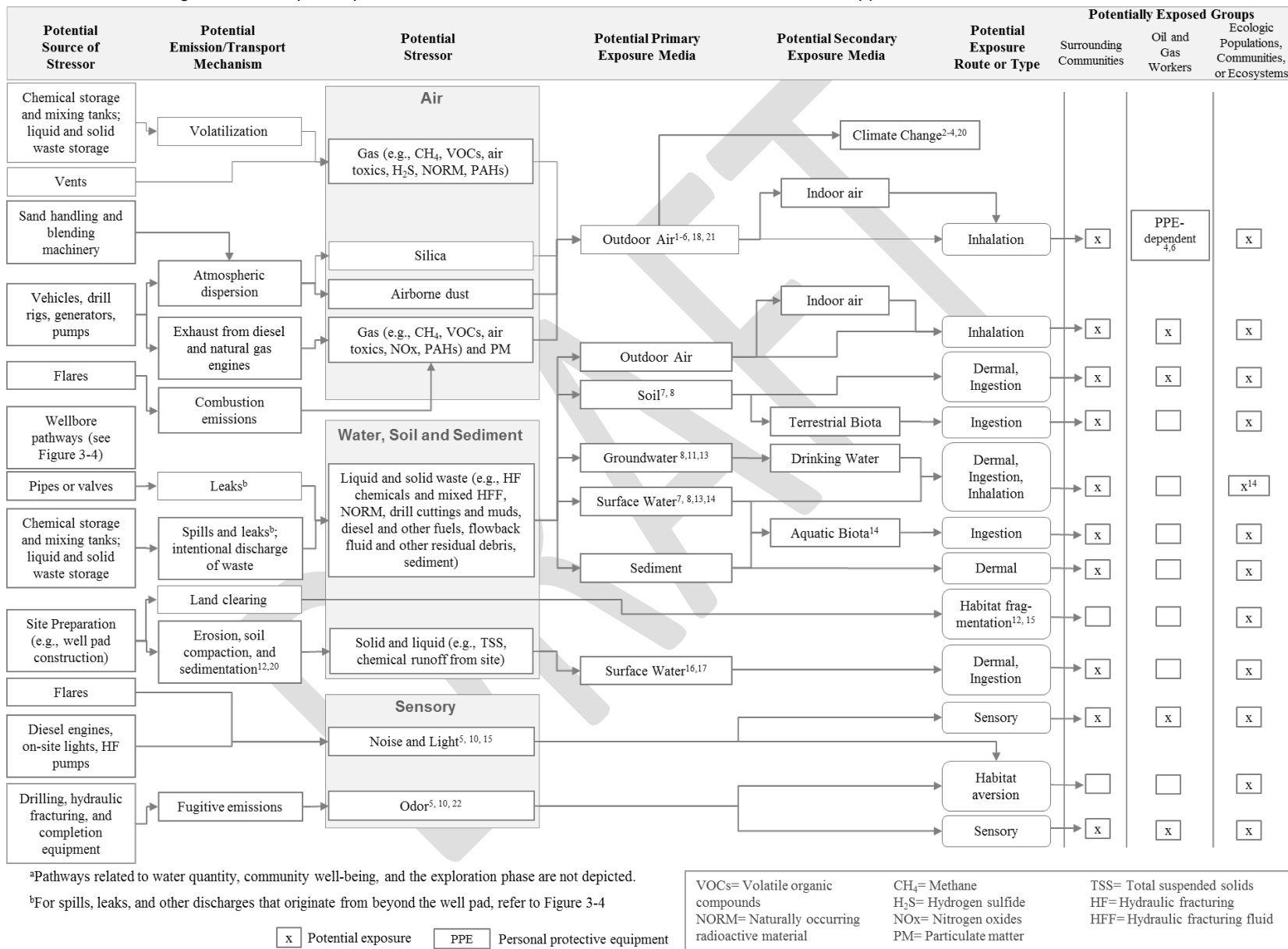
### C.1.2 Site Preparation

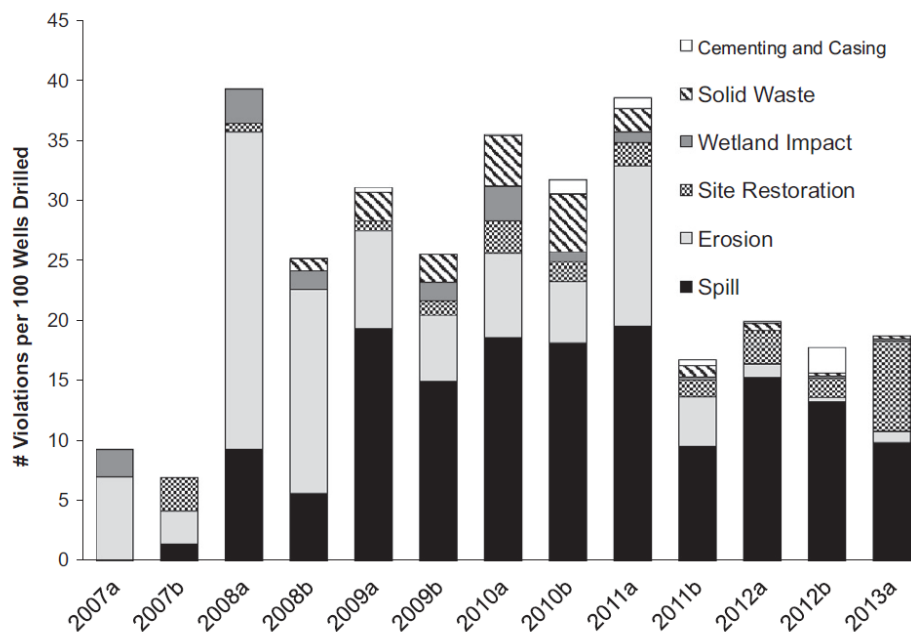
Once a well location is chosen, site preparation and construction of the well pad and other associated infrastructure begins. Figure C-2 summarizes potential exposure pathways that might arise at a well pad during the development phase, beginning with site preparation through well completion. The pathways are organized by potential medium of exposure (e.g., air) or type of exposure (e.g., sensory). Existing site selection tools, such as Environmental Friendly Drilling's Land Use Site Selection Information Tool and The Nature Conservancy's EnSitu, are currently being developed to help operators plan and manage well sites, pipelines, and other infrastructure.

*Landscape change.* OGD well pads in the Appalachian region have typically been constructed on 3 to 7 acres of land; roads and other associated infrastructure require an additional 7 to 9 acres (Johnson et al. 2010; Brittingham et al. 2014). As with other large-scale industrial construction projects, changes in land cover during well pad construction can lead to soil erosion and habitat fragmentation. Oil and gas infrastructure has been constructed on a variety of landscapes, including agricultural land, core forest habitat, and lands whose soils have a high risk for erosion and sedimentation (Drohan et al. 2012; Pennsylvania Department of Conservation and Natural Resources [PA DCNR] 2014). Well pad construction has been related to changes in dynamic soil properties (e.g., bulk density, soil organic carbon, nitrogen, and phosphorus pools) in soils that have been disturbed by the development (Fink and Drohan 2015). Early in the development of the Marcellus shale, erosion-related violations outnumbered environmental violations, including spills and site restoration (Rahm et al. 2015). However, the average number of erosion violations per 100 unconventional wells drilled in Pennsylvania has decreased in recent years (Figure C-3).

Some studies have suggested that runoff related to OGD may be linked with increased levels of turbidity (Entrekin et al. 2011) and total suspended solids (Olmstead et al. 2013) in streams in the Marcellus region

**Figure C-2. Potential exposure pathways related to operations on the well pad during the development phase<sup>a</sup>.** All pathways considered by the Committee are shown regardless of their likelihood or significance. Superscripts indicate a reference that can be found at the end of this Appendix.





**Figure C-3. Number of environmental violations per 100 unconventional wells drilled in Pennsylvania.** The “a” and “b” designations refer to first six-month period and the second six-month periods, respectively, in each year. Source: Rahm et al. 2015.

*Air emissions.* Diesel engines that power trucks and the equipment used for site preparation emit nitrogen oxides (NO<sub>x</sub>), particulate matter (PM), air toxics<sup>1</sup>, volatile organic compounds (VOCs), polyaromatic hydrocarbons (PAHs), and CH<sub>4</sub> (Table C-1; Moore et al. 2014). Well pad construction, truck traffic and other on-pad activities can also generate PM by resuspending dust.

*Sensory stressors.* Noise is present on the well pad during the development phase, beginning with site preparation. In some instances, construction equipment (e.g., excavators, backhoes) used for site clearing has exceeded acceptable day-time noise levels (New York Department of Environmental Conservation [NYSDEC] 2015). The presence of such equipment is usually temporary (Box 2; NYSDEC 2015).

### C.1.3 Drilling and Well Completion

*Air emissions.* Diesel and natural gas engines that power trucks and other equipment used for transporting material, drilling, and hydraulic fracturing emit CH<sub>4</sub>, NO<sub>x</sub>, air toxics, VOCs, PAHs, and PM (Table C-1; Moore et al. 2014). Natural-gas engines generally have much lower emissions than diesel engines not equipped with exhaust aftertreatment technologies, such as diesel particulate filters and selective catalytic reduction units. Therefore, fuel switching has been proposed as an emission reduction strategy (e.g., Environmentally Friendly Drilling’s PbNG savings calculator). Diesel engines equipped with aftertreatment technologies have low

<sup>1</sup> A list of 186 hazardous air pollutants is specified in the Clean Air Act Amendments of 1990. The list includes VOCs such as benzene, formaldehyde, and other pollutants, such as diesel PM (<http://www.epa.gov/ttn/atw/188polls.html>).

emissions, comparable to natural gas engines. Existing regulations require aftertreatment technologies for on-road but not off-road diesel engines.

Venting and fugitive emissions during the drilling, hydraulic fracturing, and completion phases emit CH<sub>4</sub> (Caulton et al. 2014; Allen et al. 2013), VOCs, air toxics (Field et al. 2014), and potentially hydrogen sulfide (H<sub>2</sub>S). Well completion events, in particular, have the potential to emit more CH<sub>4</sub> than other source activities such as pneumatic device vents (Allen 2014). However, recent EPA rules require reduced-emission completions (also called green completions) that reduce such emissions during OGD (EPA 2012; Allen et al. 2013). Flaring of flowback vapors can emit CH<sub>4</sub>, NO<sub>x</sub>, air toxics, VOCs, and PM (Table C-1; Moore et al. 2014; Jackson et al. 2014).

Dust resuspension can continue during this phase as a result of compressed air drilling and vehicle traffic. The total emissions and relative importance of the various source categories are expected to vary based on both the target formation and advances in technology. These emissions have the potential to affect air quality at the well pad, locally, and regionally.

In local studies, PAHs have been measured in outdoor air near active natural gas extraction sites<sup>2</sup> (Colborn et al. 2014; Paulik et al. 2015). Recent work by Goetz et al. (2015) found few emissions of non-alkane VOCs at Marcellus fencelines. Regional air quality impacts can be caused by emissions of ozone precursor gases (NO<sub>x</sub> and VOCs) and fine PM (PM with an aerodynamic diameter of <2.5 μm [PM<sub>2.5</sub>]) from oil and gas operations (Vinciguerra et al. 2015; Roy et al. 2014). Limited work has measured local or regional air quality impacts related to distinct activities such as drilling, hydraulic fracturing, and completion (Goetz et al. 2015).

**Table C-1. Principal air emission sources during the development of an OGD well pad.**

Source Category	NO <sub>x</sub>	VOCs	PM	Air Toxics	Climate Forcers <sup>a</sup>
Diesel engines in drill rigs, frac pumps, trucks, generators, etc.	•	•	•	•	•
Natural gas engines in drill rigs, frac pumps, vehicle, generators, etc.	•	•	•	•	•
Airborne dust from vehicle traffic, site construction, etc.			•		
Fugitive emissions during drilling, hydraulic fracturing, and completion		•		•	•
Completion venting		•		•	•
Storage tanks and waste impoundments		•		•	•
Flares	•	•	•	•	•

<sup>a</sup> Gases or particles that alter the earth's energy balance by absorbing or reflecting radiation.

<sup>2</sup> Active natural gas extraction sites were defined by Paulik et al. (2015) as wells that are in the drilling, drilled, or production phases.

Exposure to respirable crystalline silica and VOCs has been characterized to some extent for oil and gas workers during the completion phase. Studies by the National Institute of Occupational Safety and Health (NIOSH) (Esswein et al. 2013; Esswein et al. 2014) have suggested that the potential for exposure to silica and VOCs exists for specific tasks (e.g., flowback gauging or operation of sand handling machinery) and needs to be mitigated. The Occupational Safety and Health Administration (OSHA), among other organizations (e.g., American Petroleum Institute [API] and NIOSH), has published guidelines for preventing occupational hazards related to OGD (OSHA 2014).

*Accidental releases related to the wellbore.* Accidental release of wellbore contents as a result of drilling, hydraulic fracturing, pre-existing pathways, or well failures could lead to human and ecological exposures. Potential exposure pathways related to the wellbore are illustrated in Figure C-4 and organized by migration pathway (rather than by potential medium or type of exposure).

Oil and gas wellbores have been known to fail as a result of poor engineering practice or exposure to deleterious chemical or physical conditions over time (Davies et al. 2014; Ingraffea et al. 2014; Jackson et al. 2014; King and King 2013; Dusseault et al. 2000). A review of existing data on wellbore integrity failure rates in Pennsylvania, the Gulf of Mexico, U.S., and Norway can be found in Davies et al. (2014). Near the surface, failures of wellbore integrity can result in leaks of gas or liquid across or up the wellbore. Gas or brine<sup>3</sup> from shallow strata can also migrate along pathways between outer casings and rock formed as the result of inadequate cement sealing (Davies et al. 2014; Jackson et al. 2014). These wellbore failures and anthropogenic pathways might adversely affect air quality or groundwater quality (Llewellyn et al. 2015; Davies et al. 2014). Open-hole drilling (prior to casing installation) could also result in changes to groundwater chemistry (King and King 2013).

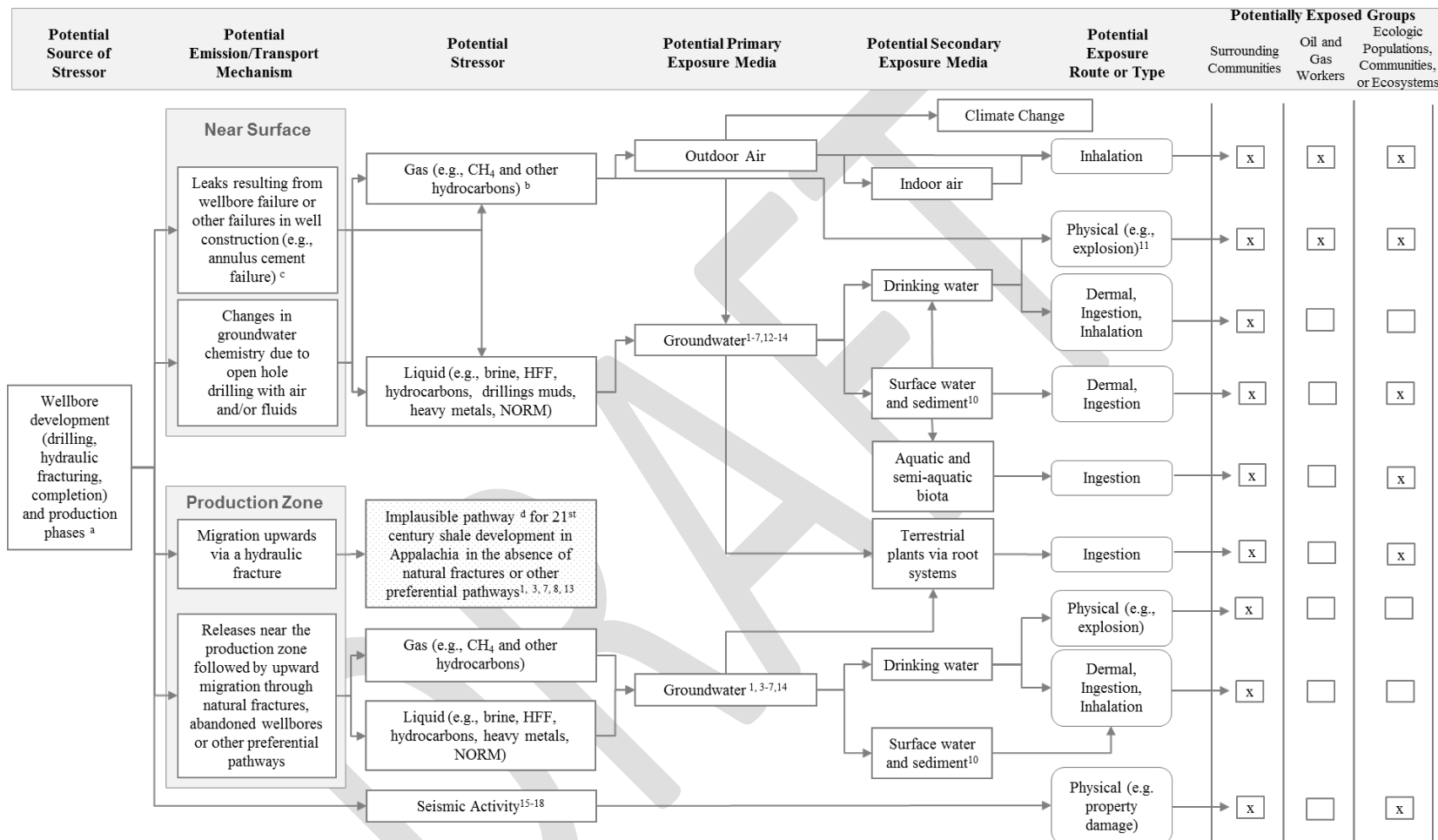
The potential relationship between OGD and CH<sub>4</sub> in adjacent drinking water wells has been the topic of debate in recent years (Siegel et al. 2015; Jackson et al. 2014). A number of studies have suggested that OGD may be the source of increased methane in potable groundwater (Llewellyn et al. 2015; Darrah et al. 2014; Jackson et al. 2014; Osborn et al. 2011; Molofsky et al. 2013) and surface water (Heilweil et al. 2015). However, few studies have linked CH<sub>4</sub> concentrations in groundwater, surface water, soil, and other environmental media with specific migration pathways related to wellbores in the development and production phases (EPA2015; Figure C-5). Complicating these studies is the reality that other natural and anthropogenic sources of gas and brine exist (Baldassare et al. 2014).

---

<sup>3</sup> Brine is water in the pore spaces of rocks thousands of feet below the ground surface with concentrations of dissolved solids that make it more salty than seawater. Brine is brought to the surface during oil and gas development.



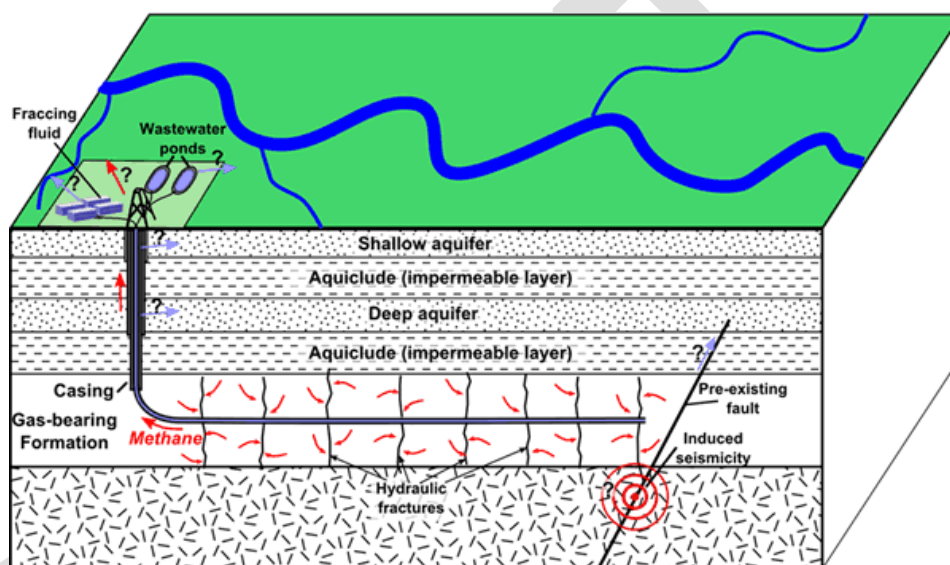
**Figure C-4. Potential exposure pathways related to the wellbore.** All pathways considered by the Committee are shown regardless of their likelihood or significance. Superscripts indicate a reference that can be found at the end of this Appendix.



<sup>a</sup> Closed wells after production ceases might also be subject to the potential exposures shown in this figure.  
<sup>b</sup> Gas entering aquifers with potable water could originate from various sources, including shallow (non-target) gas-bearing formations or the targeted formations.  
<sup>c</sup> A wellbore failure is defined as any instance where gas or fluid unintentionally escapes from or enters the wellbore.  
<sup>d</sup> This pathway is implausible for shale resources currently being developed in the Appalachian basin (e.g., Marcellus and Utica) in the absence of natural fractures or other preferential pathways that can connect fractures created with high-volume hydraulic fracturing with freshwater aquifers that are thousands of feet above them.

Potential exposure    
  PPE Personal protective equipment  
 VOCs= Volatile organic compounds     PM= Particulate matter  
 NORM= Naturally occurring radioactive material     HFF= Hydraulic fracturing fluids  
 CH<sub>4</sub>= Methane  
 NOx= Nitrogen oxides

*Composition and toxicity of hydraulic fracturing fluids.* Before well stimulation, about 1 to 10 million gallons of water per well are typically mixed with chemicals and proppant to form hydraulic fracturing fluids. Fracturing fluid composition varies and has been reported based on a review of publically available data (Gallegos and Varela 2015; EPA 2015; Stringfellow et al. 2014). Some chemicals in fracturing fluids can have carcinogenic, endocrine-disrupting, and other toxic properties (Stringfellow et al. 2014; Colborn et al. 2011; Kassotis et al. 2013). However, whether the chemicals affect the environment or human health depends on the magnitude, frequency, and duration of exposures. For many compounds used in hydraulic fracturing fluids, there is inadequate toxicologic information (EPA 2015), and some compounds are not publically known because they are regarded as confidential business information. There are active efforts to develop fracturing fluids that are environmentally benign (e.g., American Chemical Society Green Chemistry Institute Hydraulic Fracturing Roundtable).



**Figure C-5. Possible fluid migration pathways and other environmental concerns associated with hydraulic fracturing.** Potential exposures discussed in this Section (C.2) include migration of CH<sub>4</sub> across wellbores into deep or shallow aquifers, migration of CH<sub>4</sub> up an inadequately cemented wellbore, and induced seismicity stimulated by hydraulic fracturing treatments. Potential migration of CH<sub>4</sub> into aquifers along natural pathways is not depicted in this figure. This figure does not include potential pathways related to the transport of fluids by truck or pipeline; those pathways are considered in Section C.1.5 (Source: Mike Norton, Wikimedia Commons.)

*Vertical migration from the production zone.* After fracturing fluids are mixed, they are injected at high pressure into the subsurface in a series of stages that causes microfractures in the target formation near the horizontal wellbore. There is general consensus that gases and liquids at production depth for tight oil and gas formations cannot migrate upward by way of fractures created by high-volume hydraulic fracturing (EPA 2015; Llewellyn et al. 2015; Jackson et al. 2014; Flewelling and Sharma 2013; Soeder et al. 2014). An exception is where a pre-existing preferential pathway exists, such as an abandoned well, and pressure conditions are conducive to upward migration. In the absence of preferential pathways, upward migration is limited by a number of factors, such as layers of rock with lower permeability above the oil- or gas-containing formation; thousands of feet separating the highest induced fracture from the deepest aquifer; elevated pressures during hydraulic fracturing being too brief to mobilize gases and

liquids thousands of feet through some impermeable rock formations. The situation is different with coalbed methane development, which targets formations that are closer to the surface and that can be in or near freshwater aquifers.

*Hydraulic fracturing and induced seismicity.* Hydraulic fracturing has been suggested as a cause of induced seismic events (Figure C-5). Few incidents of “felt seismic activity” (generally of Richter magnitude  $[M] \geq 3.0$ ; National Research Council 2013) in North America (Oklahoma, Ohio, and British Columbia) have been potentially linked to the hydraulic fracturing process (Skoumal et al. 2015; Farahbod et al. 2015; Friberg et al. 2014; Holland 2013). As reported by multiple reviews, hydraulic fracturing has been responsible for earthquakes of small magnitude ( $M \leq 2.0$ , referred to as microseismic events) that have not caused damage (Davies et al. 2013; National Research Council 2013; Jackson et al. 2014). This activity should be distinguished from the seismic activity that has been associated with wastewater disposal in underground injection control (UIC) wells, referred to commonly as “deep-well injection.” This issue is described in Section C.1.5.

*Waste spills.* Water and other residual debris flow back from the well over the course of 1 to 2 weeks after hydraulic fracturing. The general composition of flowback water is a mixture of hydraulic fracturing fluid and natural formation fluid; the latter makes up a greater percentage of the mixture over time (Ziemkiewicz and He 2015). On-site mixing and storage of wastewater and fracturing fluids, including the chemicals mixed to create these fluids, makes spills and subsequent contamination of soil, groundwater, surface water, and sediment possible. Brantley et al. (2014) described incidents in Pennsylvania where fracturing chemicals, drilling fluids, flowback water, and sediment were released to soil and surface water as a result of blowouts, trucking accidents, and leaks in pipes, valves, and storage tanks. An analysis by Rahm et al. (2015) of data from the Pennsylvania Department of Environmental Protection (PA DEP) suggested that spills were the most frequently reported type of environmental violation for OGD operators in the state. These spills could be contained on site and recovered, flow directly to surface water, or infiltrate from the land surface to surface water and groundwater through permeable soils, weathered bedrock, improperly constructed wellbores, or other routes (EPA 2015; Veil 2015). Evidence from Colorado suggests that spills or waste impoundment leaks have led to groundwater contamination with benzene, toluene, ethylbenzene, and xylene (BTEX; Gross et al. 2013). Changes in stream water quality resulting from a discharge of fracturing fluid have been associated with exposures in fish species in one study (Papoulias and Velasco 2013b).

*Naturally occurring radioactive material (NORM).* Low-level ionizing radiation and heavy metals are known to be present both in flowback water and especially in solid waste materials, such as drill cuttings and sludge (Phan et al. 2015). Total beta radiation activity and lead concentrations in drill cuttings can substantially exceed regulatory guidelines for handling wastes from conventional wells (Johnson and Graney 2015; Rich and Crosby 2013), suggesting a potential exposure hazard for workers involved in the storage and transport of solid wastes from OGD (See below for further discussion of waste management).

*Sensory stressors.* Noise and light production continues after site preparation, occurring 24 hours a day, 7 days a week, during the drilling and hydraulic fracturing phases. Flaring is another source of noise, along with on-pad truck traffic, diesel and natural gas engines powering generators, shale shakers, drill rigs, pumps required for hydraulic fracturing, and other

machinery. Measurements and estimates of noise at fence-line distances from OGD sites during the development phase have suggested that operations can exceed levels at which noise becomes an annoyance or interferes with daily activities (McCawley 2013; NYSDEC 2015). The highest noise levels are expected during hydraulic fracturing (NYSDEC 2015). For workers, exposure depends on not only the level of noise but on the use of personal protective equipment. Artificial lighting from operations can intrude into homes and may be especially intense during flaring operations (NYSDEC 2015). Odorous compounds, such as H<sub>2</sub>S and some VOCs, can be emitted during the development phase (PA DEP 2010; New York State Department of Health 2014; McCawley 2013).

### C.1.4 Production

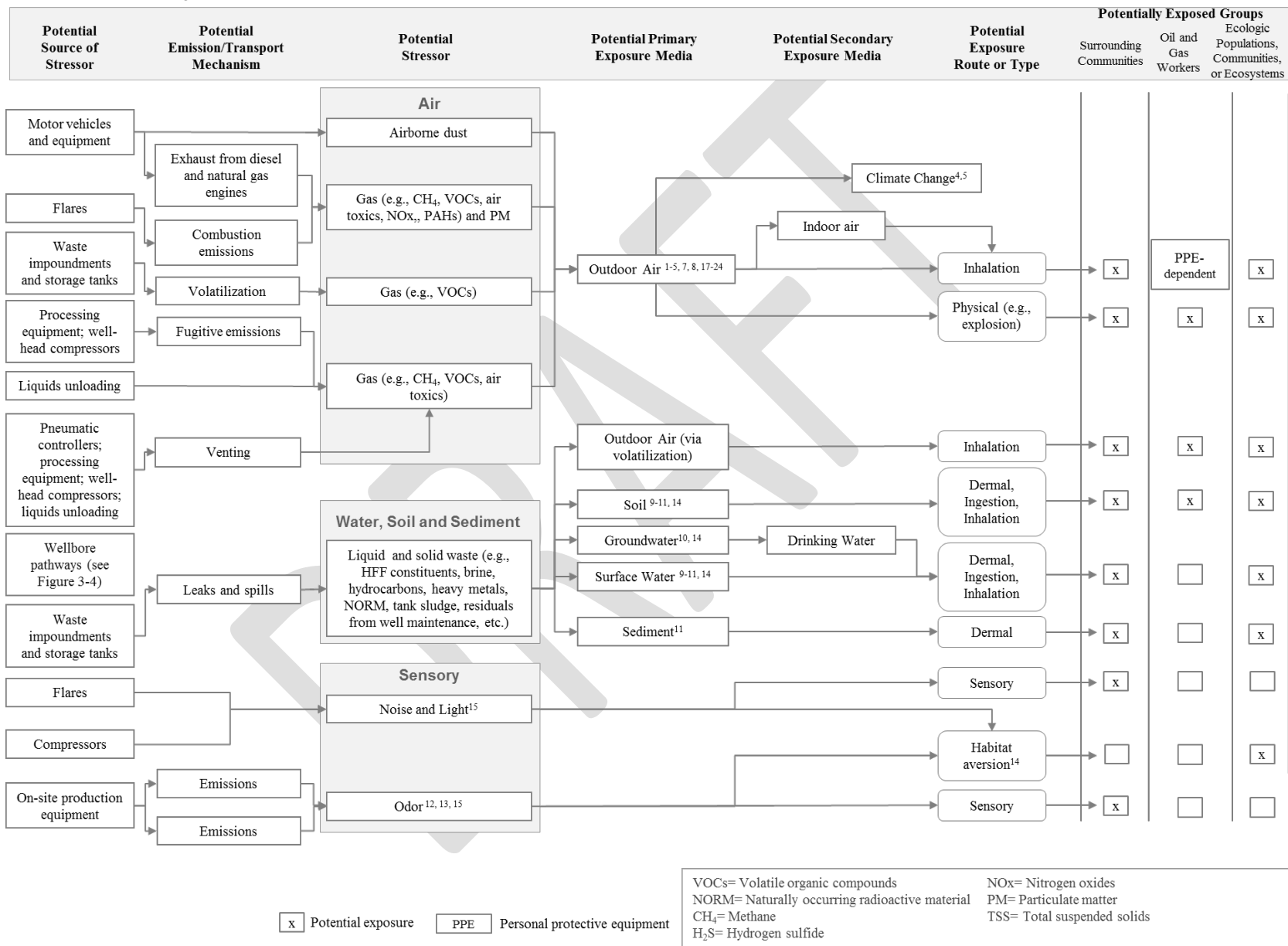
Figure C-6 summarizes exposures that might arise at the well pad during the production phase.

*Composition and management of produced water.* During this phase, produced water is returned to the surface in amounts that diminish over time. Produced water is composed primarily of brine, but can also contain hydrocarbons, heavy metals, and NORM in various concentrations depending on the target geologic formation (Ziemkiewicz and He 2015; Akob et al. 2015; Capo et al. 2014; Engle and Rowan 2013; Rowan et al. 2011; Rowan et al. 2015). The highest NORM concentrations in U.S. shale plays, for example, are generally found in the Marcellus Shale.

The amount of produced water also depends on the well's connection to deep, water-bearing zones in or near the oil or gas source rock. Wastewater can be stored in above-ground impoundments or on-site storage tanks; the latter have become more prevalent in Appalachia in recent years. As noted above in the section on development-related exposures, on-site storage of waste products creates the potential for spills or leaks. Produced water and other wastes, such as flowback water and drilling fluids, may also be treated or recycled for use on site. This practice has been increasing in states like Pennsylvania since the late 2000s (Rodriguez and Soeder 2015; Veil 2015). Potential exposure pathways related to the treatment and disposal of wastewater are shown in Figure C-7.

*Wellbore integrity.* As noted in Section C.1.3, oil and gas wellbores have been known to fail as a result of poor engineering practice or exposure to deleterious chemical or physical conditions over time. Failed wellbores can potentially affect air or water resources by acting as pathways for the migration of gases or liquids.

**Figure C-6. Potential exposure pathways related to operations on the well pad during the production phase.** All pathways considered by the Committee are shown regardless of their likelihood or significance. Superscripts indicate a reference that can be found at the end of this Appendix.





*Air emissions.* Pneumatic controllers, venting, and on-site fugitive emissions from pipes, storage tanks, dehydrators, liquids unloading (i.e., the periodic removal of accumulated liquids from the wellbore to maintain gas production), and gas-processing equipment can emit CH<sub>4</sub>, VOCs, air toxics, and potentially H<sub>2</sub>S (Table C-2; Allen et al. 2015; EPA 2014a; 2014b; 2014c; 2014d; 2014e). There can also be combustion associated emissions (NO<sub>x</sub>, PM, VOCs) from a well pad during production but these are much less common than fugitive and venting emissions. They include occasional flaring operations and natural gas engines that power wellhead compressors. Wellhead compressors are rare in the Appalachian basin today (Table C-2; see also Section C.1.3). Flares are used to control emissions of CH<sub>4</sub> and associated VOCs. They typically greatly reduce, but do not eliminate these emissions. All of these emissions have the potential to impact onsite, local, and regional air quality.

**Table C-2. Principal air emission sources during the production phase of an OGD well pad.**

Source Category	NO <sub>x</sub>	VOCs	PM	Air Toxics	Climate Forcers <sup>a</sup>
Natural gas engines and turbines used to drive compressors	•	•	•	•	•
Vents at compressor stations, well sites, etc.		•		•	•
Fugitives associated with liquid unloading, pressurized equipment, etc.		•		•	•
Processing and treatment equipment such as heaters, dehydrators, and separators	•	•	•	•	•
Blowdown venting		•		•	•
Storage tanks		•		•	•
Gas-driving pneumatics		•		•	•
Flares	•	•	•	•	•

<sup>a</sup> Gases or particles that alter the Earth's energy balance by absorbing or reflecting radiation.

Regional studies (Pekney et al. 2014; Roy et al. 2014; Swarthout et al. 2015) have suggested that Appalachian air quality (e.g., ozone and PM<sub>2.5</sub>) may be affected by production-related emissions of ozone precursor gases (NO<sub>x</sub> and VOCs) and PM<sub>2.5</sub>. Except for important work on CH<sub>4</sub> emissions (Allen et al. 2015; Mitchell et al. 2015; Peischl et al. 2015; Pétron et al. 2014; Swarthout et al. 2015; Zavala-Araiza et al. 2015), few studies have reported chemical concentration data for local or regional air quality that corresponded to specific operations and processes on the well pad during the production phase.

*Sensory stressors.* Light, noise, and odor can continue on the well pad during the production phase. Flaring operations, though not as common during production as development, produce noise and artificial light. Compressors can produce around-the-clock noise that in some instances has exceeded state maximum allowable noise limits at fence-line distances (Maryland Institute for Applied Environmental Health 2014). Studies to date have only measured or estimated noise at various setback distances; they have not directly measured human or ecological exposures (NYSDEC 2015). Similarly, odor-producing compounds (e.g., H<sub>2</sub>S) have been measured near well pads during the production phase (PA DEP 2010; Eapi et al. 2014).



### C.1.5 Beyond the Well Pad

Oil and gas activities extend beyond the well pad during both development and production phases, and some activities continue beyond the production phase of any individual well (e.g., at gathering facilities, processing plants, and compressor stations). Potential exposure pathways related to these activities are summarized in Figure C-7.

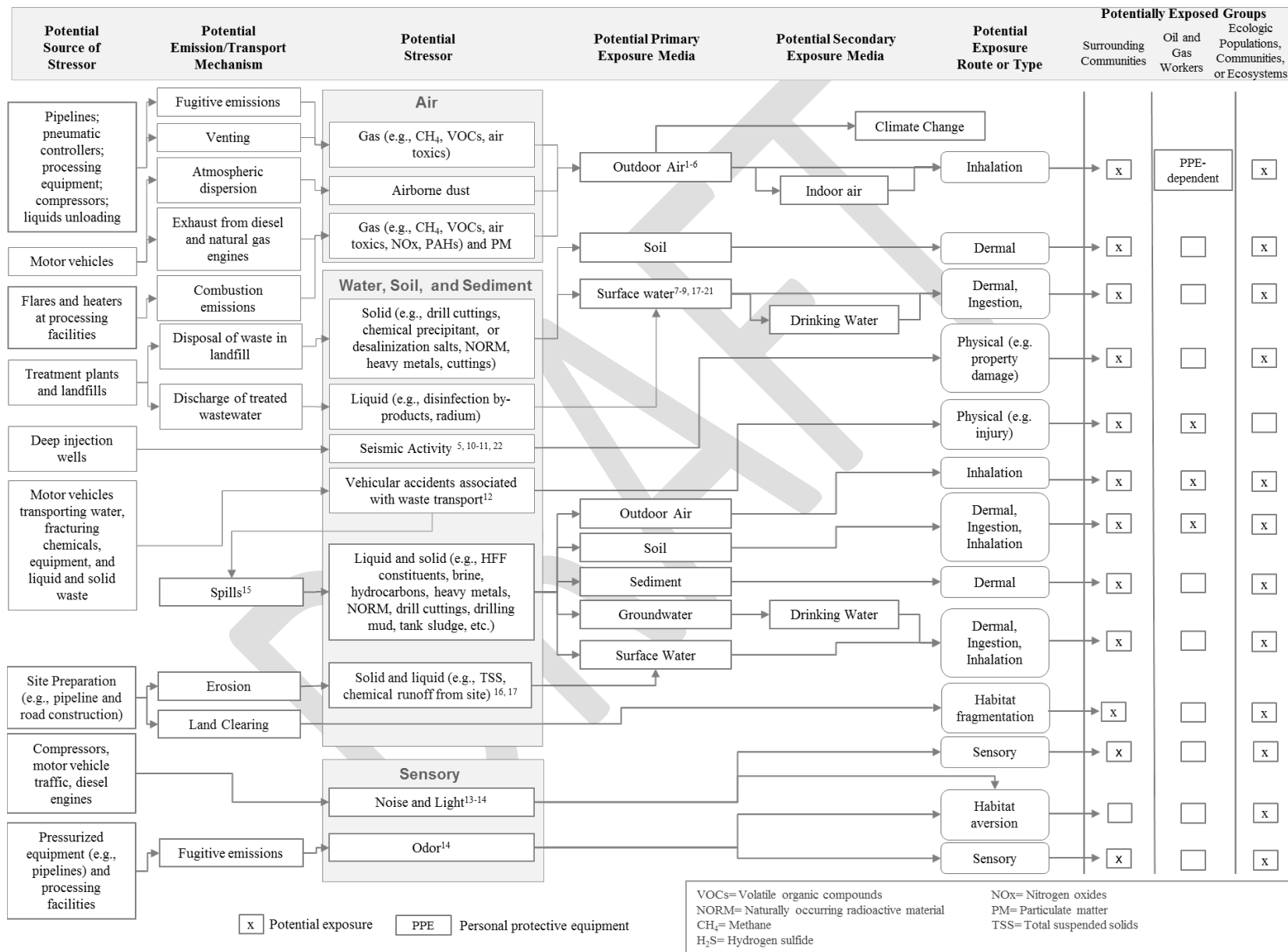
*Landscape change.* Landscape changes that result from the creation of off-pad infrastructure (e.g., roads, pipelines, and processing facilities) can lead to erosion, sedimentation, and habitat fragmentation. Erosion-related violations and potential exposures are discussed in Section C.1.2. Johnson (2014) projected that pipeline construction could be responsible for 70% of oil and gas-related conversion of core forest habitat to edge habitat in Pennsylvania by 2030. The potential impacts of habitat fragmentation are summarized in Section C.2.

*Air emissions.* Midstream facilities and equipment are important sources of air emissions during the production phase. They include gathering pipelines and the equipment at gathering facilities: compressors (driven by electric motors and/or natural gas-fired internal combustion engines or turbines), dehydration systems to remove water, and treatment systems to remove hydrogen sulfide or carbon dioxide. Processing plants often house this equipment on a larger scale, acting as central nodes in a system of smaller gathering facilities. Processing plants also separate natural gas liquids (such as ethane, propane, butane and heavier hydrocarbons) from methane. Natural gas engines and turbines emit a mixture of CH<sub>4</sub>, VOCs, air toxics, NO<sub>x</sub>, PM, and climate forcers (see Section C.1.2). Pressurized equipment that exists along gathering pipeline networks, such as pneumatic controllers and the pipelines themselves, can emit CH<sub>4</sub>, VOCs, and air toxics through vents or leaks (Table C-2; Allen et al. 2015; Mitchell et al. 2015; Subramanian et al. 2015; EPA 2014a; 2014c; 2014e). Although fewer in number than well pads, midstream facilities such as processing plants and compressor stations service multiple wells and are often larger than well pads. These facilities have substantially more equipment and more emissions (Mitchell et al. 2015; Subramanian et al. 2015).

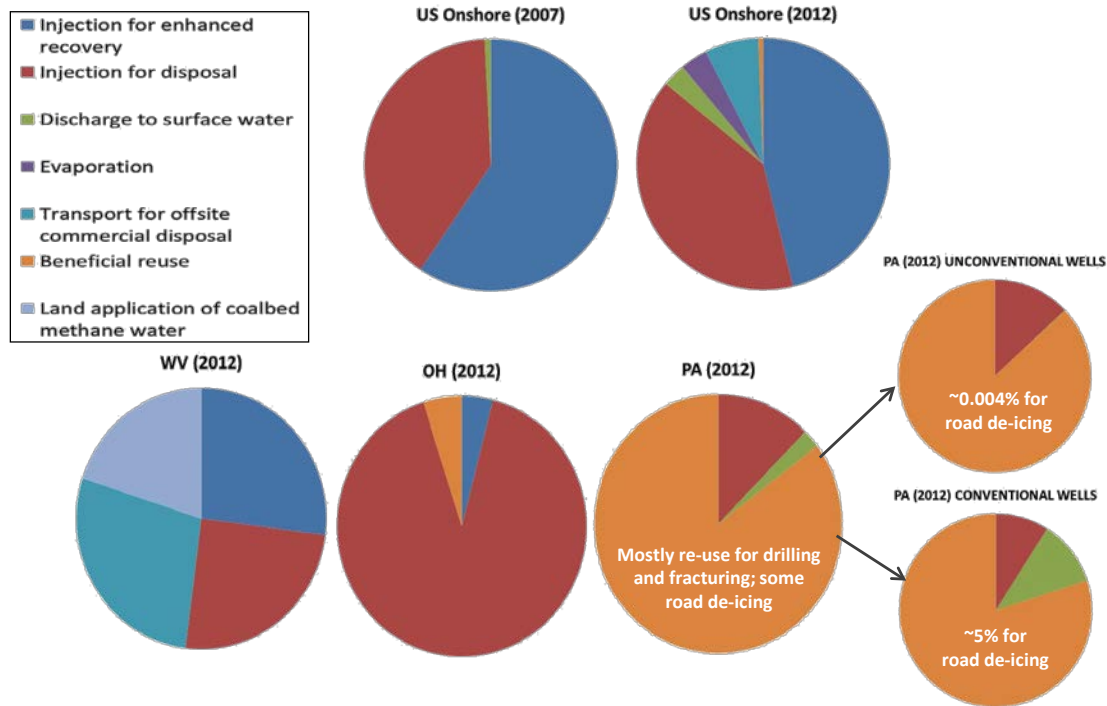
*Transport-related spills.* Increased rates of motor vehicle accidents in Pennsylvania have been attributed to OGD (Muehlenbachs and Krupnick 2013; Graham et al. 2015). Because a number of these vehicles are trucks transporting drilling and fracturing chemicals to well sites and wastewater to treatment and disposal facilities, a trucking accident could result in a spill to soil, surface water, and other environmental media.

*Water use.* Water scarcity is much less of an issue in the Appalachian region than in the western and southwestern regions of the United States, but fracturing operations can stress specific water bodies if water withdrawals are not overseen adequately. Rahm and Riha (2012), for example, report an analysis that indicates that restrictions on withdrawals from small streams are needed to maintain minimum low flow under severe conditions. The impact of decreased water quantity on aquatic ecosystems is discussed in Section C.2.

**Figure C-7. Potential exposure pathways related to operations beyond the well pad.** All pathways considered by the Committee are shown regardless of their likelihood or significance. Superscripts indicate a reference that can be found at the end of this Appendix.



*Waste management.* A number of options have been used to manage wastewater (i.e., primarily produced water) from OGD, such as treatment and discharge, underground injection, and recycling. Figure C-8 shows how produced water was managed in the United States in 2007 and 2012, and in the three Appalachian states with the highest rates of OGD in 2012. Nationally, injection of produced water to enhance recovery in conventional oil fields has dominated. But this use is far less prevalent in the Appalachian states, where underground injection, transport off-site for commercial treatment and disposal, and beneficial reuse (e.g., recycling for use at the well pad and, to a limited extent, road de-icing) have been most common.



**Figure C-8. Management of produced water from conventional and unconventional wells.** The figure was created using data reported in: U.S. Produced Water Volumes and Management Practices in 2012. Prepared for the Ground Water Protection Council by Veil Environmental, LLC. April 2015.

In the early days of Marcellus development in the Appalachian region, operators often sent wastewater to publically owned treatment works and other municipal treatment facilities that had not been designed to handle the wastewater’s high concentrations of salt and naturally occurring radioactive material (Vidic et al. 2014). Studies from the Appalachian region have suggested that increased levels of radium and barium in sediments and streams, respectively, were related to discharges of treated wastewater during this timeframe (Warner et al. 2013; Ferrar et al. 2013b). Bromide, a product of incompletely treated wastewater, can react with chlorine during water treatment to form carcinogenic trihalomethanes. Elevated levels of bromide were detected in Pennsylvania surface water downstream of the discharge points of publicly owned treatment works (Wilson and VanBriesen 2012; Wilson et al. 2014). State regulations and requests by the PA DEP addressed the use of publically owned treatment works to treat Marcellus-related wastewater. Work continues on the investigation of surface water quality in the region (Rodriguez and Soeder 2015; Vidic et al. 2014; Parker et al. 2014; Hladik et al. 2014).

Industrial treatment facilities are also used to treat OGD wastewater. The Center for Sustainable Shale Development, a collaboration of environmental organizations and energy companies to encourage responsible shale gas development in the Appalachian region, recently expanded its standard for wastewater to include not only recycling and underground injection but also discharge through regulated Centralized Waste Treatment facilities. These specialized facilities are designed to handle waste with high salinity and, in some cases, radioactive materials such as radium. Water treated at centralized waste treatment facilities is often discharged to surface water or publicly owned treatment works, reused for hydraulic fracturing, or reused for other purposes (EPA 2015; Rodriguez and Soeder 2015; Vidic et al. 2014).

An additional off-site waste management option is to dispose of wastewater in UIC wells. This option is common in Ohio, where a number of UIC wells are currently operating. However, it has not been economically viable for many operators in Pennsylvania and West Virginia, where the limited number of injection wells forces operators to transport waste over long distances (Vidic et al. 2014). Deep-well injection is a known source of induced seismic activity (National Research Council 2013; Andrews and Holland 2015; Hornbach et al. 2015; Ellsworth 2013). In areas such as Ohio, Oklahoma, and Kansas, moderate earthquakes have been associated with deep-injection wells receiving wastewater from oil and gas development. The number of earthquakes of > 3.0 magnitude has increased significantly in these areas, including a limited number of physically damaging earthquakes of > 5.0 magnitude (McGarr et al. 2015).

Solid wastes are often disposed of at nearby sanitary landfills. Exposures to radiation and other potential health stressors in the waste could arise if spills along roadways have not been managed properly or if wastes have not been handled properly at the landfill.

*Sensory Stressors.* Truck traffic can be a source of noise and light. The Maryland Institute for Applied Environmental Health (2014) measured noise from off-site compressors in West Virginia and detected levels that exceed regulatory thresholds. Section C.2 describes the potential impacts of noise on ecosystems; however, no studies were found linking oil and gas activities to excessive noise exposures in ecologic populations. As with on-site production equipment, components of the natural gas gathering system (e.g., compressor engines, pipelines, and pneumatic controllers) could potentially emit odorous VOCs and H<sub>2</sub>S, particularly when not operating as intended.

### **C.1.6 Closure and Post-Production**

*Wellbore integrity.* A well can be hydraulically fractured once or multiple times before it is deemed unproductive. At this point, the well must be properly sealed (plugged) by the operator to prevent petroleum, brine, or natural gas from escaping to the environment. This is accomplished using multiple cement plugs in the wellbore. As noted in Section C.1.3, oil and gas wellbores are known to fail as a result of exposure to deleterious chemical or physical conditions over time. Many improperly plugged abandoned wells in the region (see Davies et al. 2014) from earlier conventional development can potentially affect air or water resources by acting as pathways for the migration of gases or liquids when pressure conditions are conducive to upward migration (Kang et al. 2015; Kang et al. 2014). State programs (e.g., PA and TX) that target and plug abandoned wells are currently in place, though the location and depth of many such wells is

currently unknown (Davies et al 2014). This discussion reflects experience with closure and regulation of earlier wells. The peer-reviewed literature does not include similar studies involving only newer OGD wells.

*Landscape change.* Once a well is closed, operators are typically required by state regulations to reclaim the well pad to original or near-original landscape conditions, including vegetation, contour, and drainage. As noted in Section C.1.1, oil and gas activities can also affect dynamic soil properties. It is unknown how long soil and other landscape conditions remain affected after OGD sites are reclaimed (Fink and Drohan 2015).

## C.2 POTENTIAL IMPACTS ON ECOLOGICAL HEALTH

This section explains how the exposures described in Section C.1 might affect aquatic and terrestrial ecosystems.

### C.2.1 Aquatic Ecosystems

*Impacts related to changes in water availability.* As noted in Section C.1, the hydraulic fracturing process requires about 1 to 10 million gallons per well. This water can come from various sources, such as recycled wastewater or nearby streams (see section C.1.4). Withdrawal of water from surface water and freshwater aquifers is typically not an issue in the Appalachian region and amounts to only a fraction of the region's industrial water use. In certain circumstances, however, OGD water usage OGD might affect the structure and function of aquatic ecosystems. Water withdrawals from low flow or drought-condition streams can decrease or degrade available habitat for local species (Brittingham et al. 2014). In contrast, the release of wastewater (treated or untreated) in arid areas may create new habitat or cause changes in the types of available habitat. The only study found relating to water consumption identified no changes in macroinvertebrate or fish communities upstream or downstream of permitted water withdrawal locations for high-volume hydraulic fracturing in Pennsylvania (Shank 2013).

*Impacts related to changes in water quality (including sedimentation).* A variety of processes associated with OGD can lead to changes in water quality. Although produced water is often treated for discharge or recycling, or injected for disposal, it can sometimes be released intentionally and accidentally (see Section C.1). Laboratory studies of three native Pennsylvania mayflies and other model species found that produced water from OGD operations in the Marcellus formation was acutely and chronically toxic and that multiple dilutions were required to decrease toxicity (Stroud Water Research Center 2013). Changes in stream conditions (e.g., pH and conductivity) from the discharge of oil and gas wastewater have led to lethal and nonlethal responses in fish (Papoulias and Velasco 2013a). Grant et al. (2015) observed decreases in fish biodiversity and macroinvertebrate taxa richness as well as changes in stream conditions (higher dissolved mercury, lower pH, and higher dissolved organic matter) in watersheds affected by OGD. In Arkansas streams associated with the Fayetteville shale play, Austin et al. (2015) observed increases in chlorophyll a and a correlation between gross primary productivity and OGD. Across these same sites, Johnson et al. (2015) observed that



macroinvertebrate species richness and abundance correlated positively with these same conditions, presumably reflecting the increase in algal availability.

Few studies have directly addressed the relationship between oil and gas-related activities and erosion and sedimentation (Williams et al. 2008; McBroom et al. 2012). Increased sediment concentrations in Appalachian streams can affect native populations of aquatic species such as brook trout (Weltman-Fahs and Taylor 2013; Smith et al. 2012) by decreasing available prey and negatively interacting with stages of the life cycle.

## C.2.2 Terrestrial Ecosystems

*Habitat change, loss, or fragmentation.* Well pads and other oil and gas facilities and infrastructure (e.g., compressor stations, processing facilities, roads, and pipelines) contribute to the creation of new patterns of land use and the introduction of multiple stressors, such as noise, light, and chemicals, from normal operations and under accidental conditions. These stressors can lead to habitat fragmentation,<sup>4</sup> habitat loss,<sup>5</sup> and other habitat changes. The ecological impacts of habitat loss and fragmentation range from changes in community structure and composition to direct mortality (see below).

A report on the Marcellus region predicts that between 700,000 and 1,750,000 acres of Appalachian forest habitat might be converted to oil and gas infrastructure or to edge habitat resulting from such development by 2030, with most of the conversion (70%) resulting from pipeline construction (Johnson 2014). As a result, regions that were once dominated by deep forest habitats may become fragmented or dominated by edge habitats. These alterations would lead to changes in light, temperature, moisture, and other features that can directly and indirectly affect surrounding ecosystems (Allred et al. 2015; Brittingham et al. 2014; Drohan et al. 2012).

Biotic impacts resulting from habitat loss related to OGD include decreases in secure habitat, disrupted breeding, and changes in community density and structure (Souther et al. 2014). A recent study of conventional oil and gas development (Thomas et al. 2014) suggested that these impacts increased with increases in development. Habitat fragmentation is well studied in general development scenarios (Souther et al. 2014; Holderegger and DiGiulio 2010; Gibbs 1998; Rich et al. 1994; Small and Hunter 1988; Trombulak and Frissell 2000) and has been associated with changes in wildlife behavior, reduced reproduction success, and the introduction of invasive and competitive species (Brittingham et al. 2014).

*Noise and light.* In general, chronic noise and light pollution have been directly related to changes in the behavior (including reproduction rates) and spatial distribution of ecologic communities (Barber et al. 2010; Longcore and Rich 2004). Non-Appalachian studies have identified changes in the density of bird communities and the occupation rate of bird habitats near compressor stations used in oil and gas development (Bayne et al. 2008; Francis et al. 2011). Similar studies of the Marcellus region are forthcoming (PA DCNR 2014).

---

<sup>4</sup>Breaking up a contiguous area of habitat as a result of land uses such as roads, pipelines, and other pathways.

<sup>5</sup>The direct loss of habitat due to the footprint of well pads and other infrastructure.



*Change in competitive interactions and introduction of invasive species.* Heavy equipment and traffic related to OGD can introduce invasive species to Appalachian habitats. The Pennsylvania Department of Conservation and Natural Resources (PA DCNR) (2014) assessed non-native invasive plant species at 18 representative well pads across core forest districts and found 11 species of invasive plants; 14 of the 18 sites had one or more of these invasive species.

Habitat change, loss, and fragmentation can also contribute to changes in the relationship between terrestrial species. Corridors created by well pads, roads, pipelines, and other linear land use can create pathways for predators, parasites, and other organisms that thrive in the newly created edge habitat. Certain species introduced in this fashion have been related to negative competitive impacts on other specialist species (Thomas et al. 2014; conventional oil and gas development-related) and can change forest vegetation trajectories (Horsley et al. 2003).

*Toxicity and direct mortality.* Multiple studies have suggested that air emissions from conventional oil and gas operations may be linked to health impacts on domestic animals (Bechtel et al. 2009a; Bechtel et al. 2009b; Bechtel et al. 2009c; Waldner 2008a; Waldner 2008b; Waldner 2008c; Waldner 2008d; Waldner 2008a; Waldner and Clark 2009, Waldner and Stryhn 2008). In addition, Pekney and colleagues (2014) detected air pollution from conventional oil and gas operations in heavily forested rural air-sheds in the Marcellus region (Pekney et al. 2014). Drohan and colleagues estimated that 45% to 62% of Marcellus well pads in Pennsylvania were placed on agricultural land, but no studies of OGD impacts on domestic livestock were found for the region. For some air pollutants associated with OGD emissions, such as ozone, ecological effects are well documented and plant indicator species are well known (Fredericksen et al. 1996). In many cases, however, the responses of flora and fauna to air pollution in rural settings are not well understood.

Conventional oil and gas wastewater (flowback and produced water) has been linked with short-term plant mortality and increased concentrations of brine in soil when spilled or spread in forested land (Adams 2011; Dewalle and Galeone 1990; Auchmoody and Walters 1988). The current chemical composition of wastewater from OGD might differ from the composition at the time these reports were published. Nonetheless, reports based on prior conditions are relevant for understanding past short-term and potentially long-term impacts.

*Impacts on threatened and endangered species habitats.* In addition to potential impacts on important and rare habitats, OGD may directly affect populations and the demography of species of high conservation concern. Certain species may suffer direct mortality on roads or well pads, and some species with very small ranges may suffer genetic threats as these ranges are reduced in size and subdivided (Brittingham et al. 2014). Many species of high conservation concern have habitat in the Appalachian region (Johnson 2014). Some species that are threatened or endangered at the federal or state level have 100% of their range within the Marcellus or Utica shale regions (Gillen and Kiviat 2012). The Committee did not find studies of direct mortality, community change, or behavioral change in these species as a result of OGD. However, the PA DCNR (2014) is sponsoring a study of the impact of well development on timber rattlesnakes (*Crotalus horridus*), a species of conservation concern.

In addition to these species, habitats and very specific geographic areas have been designated by states and environmental organizations as being of high conservation concern. These include the Audubon Society's Important Bird Areas (<http://web4.audubon.org/bird/iba/>) and the Commonwealth of Pennsylvania's Exceptional Value and High Quality waters. One projection estimated that about 3,500 OGD well pads could be located within 0.5 miles of High Quality or Exceptional Value waters (Johnson et al. 2010).

### **C.2.3 Cumulative Ecological Effects**

Ecotoxicology in natural systems is complicated by the suspected importance of cumulative effects of stressors encountered individually at subtoxic levels. OGD-related stressors might act individually or cumulatively to disrupt biodiversity or ecosystem services. Souther et al. (2014) discussed gaps in the understanding of potential cumulative impacts of OGD on ecological health. A limited number of studies have examined the relationship between cumulative exposures to OGD and ecological impacts. Changes in land-use patterns have been associated with negative responses in macroinvertebrate communities (Burton et al. 2014). Increased density of gas wells has been linked to increased fish (red fin darter) mortality in non-Appalachian settings (Stearman et al. 2014). Increases in water temperature and barriers to migration and movement (e.g., culverts for new roads or temporary dams for water withdrawals) are key concerns for the Eastern brook trout (Smith et al. 2012; Weltman-Fahs and Taylor 2013) — a species of ecologic and economic importance in the Appalachian region.

## **C.4 POTENTIAL IMPACTS ON HUMAN HEALTH**

This section briefly discusses how the exposures described in Section C.1 might affect the health of oil and gas workers and people living in communities near OGD operations. Human exposure can be defined as contact between a substance in an environmental medium and the human body at specific points in space over a specified time. Common routes of exposure include inhalation, ingestion, and dermal contact. Through one or more of these routes, workers or members of a local community may be exposed to chemical stressors (e.g., PM), sensory stressors (e.g., odor and light), physical agents (e.g., radiation, silica), and physical hazards (e.g., traffic accidents) associated with OGD, as described in Section C.1. The recent increase in OGD has led to scientific interest in the potential impacts on human health, yet few exposure or health studies have evaluated the actual levels of exposure and whether they might lead to adverse health effects (Adgate et al. 2014; Goldstein et al. 2014).

The potential for human health effects of OGD has been the subject of several reviews in the United States (e.g., Maryland Institute for Applied Environmental Health 2014, Penning et al. 2014, Adgate et al. 2014, National Research Council 2014, and EPA 2015) and around the world (e.g., Public Health England 2013). Except for Esswein et al. (2013; 2014), most of these reviews focused on the health of people living near oil and gas operations.

There have been few, broader population-based epidemiologic studies that directly addressed the physical or mental health effects of OGD— particularly in the Appalachian region. Most studies

have involved community-engaged research (which measures community perceptions of risk, self-reported symptoms, and other anecdotal information) or research based on ecological or correlational designs (Rabinowitz and Slizovskiy 2014; Steinzor et al. 2012; 2013; Saberi et al. 2014; Perry 2013; SWPA EHP 2013; Ferrar et al. 2013a).

Oil and gas activities extend beyond the well pad as truck traffic, compressors, gathering pipelines, processing plants, and other infrastructure. There is also variability in the populations exposed. Occupational exposure to chemical, physical, and psychological stressors can happen on the well pad and during any phase of development and production. Community members may be exposed by way of air, water, or other environmental media. Given the industry's often around-the-clock operations, typical 8-hour occupational threshold limits for worker exposures may not apply. Community exposures – though generally lower than those for workers – may occur over long time periods that involve multiple discrete periods of exposure and may be of special concern for vulnerable populations, including children, pregnant and nursing mothers, the elderly, and individuals with underlying chronic illnesses. In both the worker and community populations, certain age groups may be more vulnerable than others.

Exposures related to OGD can involve a combination of potential health stressors. The effects of individual stressors are often not well understood, and even less is known about their cumulative effects. The need for efficient methods to evaluate the biologic significance of exposure to multiple stressors has been reviewed extensively (e.g., Sexton 2012 and Goldstein et al. 2014). But at this time, insufficient data are available in most instances to quantify exposures to multiple stressors or to predict health effects from these exposures. These problems are exacerbated in the case of OGD by the lack of chemical-mixture toxicity data and the fact that few studies have used reliable worker and community exposure data collected at locations and over time periods relevant to understanding potential risks to health

A great deal of OGD is occurring in sparsely populated areas, limiting the possible sample size and statistical power of epidemiologic studies to detect health effects. On the other hand, in some areas outside the Appalachian region, development is occurring in highly populated regions (e.g., the Barnett shale near Dallas-Fort Worth) making it difficult to parse the contributions of other pollution sources. Additionally, exposure metrics have not been well defined. Oil and gas technologies vary from place to place depending on geology, and other factors and processes — including safety measures — have changed over time, making it difficult to generalize across regions, categorize exposures, or predict health consequences in the context of an epidemiologic study.

### **C.3.1 Oil and Gas Workers**

The industry and regulators have protocols to protect workers. Nevertheless, workers can be exposed to a range of health stressors, although the degree of exposure is strongly dependent on recommendations for and use of appropriate personal protective equipment.

*Chemical stressors and physical agents.* Many community concerns about oil and gas operations focus on chemical exposures. Oil and gas workers actively use these chemicals or work in proximity to them, and consequently face the potential for higher exposures than other people

living nearby. In addition, they face more physical hazards that can contribute to morbidity and mortality. Only a few reliable studies have been published about OGD workers, and the rapid pace of changing technology makes occupational studies challenging to conduct and interpret. Areas of particular safety concern include increased traffic; use of substantial volumes of liquids at high operational pressures; exposure to chemicals used in fracturing fluid, flowback water, and produced water; and the need for intermittent work in hazardous operations.

A unique concern for OGD workers, as distinct from workers in the rest of the oil and gas industry, is the substantial use of fine crystalline silica as a suspended proppant in the fracturing fluid. Workers can be exposed to this silica as it is transported to the well site from storage and especially during mixing or blending into the fracturing fluid. As discussed in Section C.2, exposure studies have identified crystalline silica as a respirable hazard for workers. Respiratory exposure to crystalline silica can cause silicosis (a fibrotic lung disease), and it can increase the risk of autoimmune disorders, susceptibility to infections (such as tuberculosis), kidney disease, and lung cancer (Esswein et al. 2013). For silicosis and other silica-related diseases, there can be a substantial latency between the initial exposure and the onset of detectable disease processes, meaning it will take time and effort to understand the risk to workers. NIOSH and others are developing hazard-reduction engineering and process protections that could reduce workplace exposures and prevent health risks such as silicosis if used appropriately.

Workers may be exposed to benzene and other VOCs at the wellhead of any oil and gas operation; this exposure is not unique to OGD. In OGD, benzene can also accompany the production of CH<sub>4</sub> or arrive along with substantial quantities of initial flowback water (Esswein et al. 2014). As discussed in Section C.1.3, VOC inhalation has been identified as a hazard for workers during the completion phase.

Diesel exhaust mixes with other sources of PM and other emissions, such as NO<sub>x</sub> and carbon monoxide. These air pollutants have well-known health effects, including increased mortality from respiratory causes, cardiac causes, and all causes combined, as well as increased incidence of pulmonary conditions, such as asthma and respiratory infections, and of other ailments. Diesel exhaust from older engines has also been classified as a known human carcinogen by the International Agency on Research on Cancer. Emissions of PM, NO<sub>x</sub> and other toxic components from diesel exhaust are on downward trends as newer engines (post 2007 and 2010 model years equipped with aftertreatment devices) are introduced into the on-road vehicle fleet. Rates of COPD also increase with increased exposure to air pollution.

Low-level ionizing radiation is known to be present both in flowback water and especially in solid wastes, such as drill cuttings and sludge. The potential impact of these exposures on the well-being of communities has been discussed in the media and elsewhere, but there has been scant discussion of worker exposures or assessment of worker exposures associated with specific operations.

*Physical hazards.* Oil and gas workers are at risk for a range of possible injuries, including falls; lifting injuries; burns; and contact with, being struck by, or caught on equipment (Mason et al 2015b). Injuries and fatalities can also result from vehicular accidents, and such accidents have received more attention than other sources of injury in the recent literature. The rate of vehicular

fatalities in the general oil and gas industry is about eight times greater than that of other occupations (Adgate et al. 2014; Retzer et al. 2013; Mason et al. 2015b). OGD operations can thus be expected to feature a high rate of worker motor vehicle injuries and deaths (National Research Council 2014; Retzer et al. 2013). In contrast with these vehicular injury and fatality rates, however, the rate of nonfatal injuries is reported to be lower than in the construction industry (U.S. Department of Labor 2014).

Physical hazards are also associated with gases. Direct reading measures indicated that hydrocarbon vapors accompanying flowback fluids could be as high as 40% of the lower explosion limit (Esswein et al. 2014). Explosions and fires are an important worker hazard and have occurred at both conventional and unconventional gas wells, with attendant consequences, including death.

*Sensory Stressors.* Noise is well known to be a hazard in the oil and gas industry. Compressors have been measured at levels that can cause permanent hearing damage (Section C.1). Workers are usually closer to the source of noise than residential neighbors are, although worker exposure can be reduced with the use of personal protective equipment. In occupational settings (not oil and gas operations specifically), noise exposure has been linked with increased rates of myocardial infarction (Basner et al. 2014) and hypertension (Tomei et al. 2010).

*Work Schedules and Shift Work.* Operations during some phases of OGD occur 24 hours a day, necessitating shift work. No studies characterize the nature and variation of the shift work practices and potential health outcomes among workers.

### **C.3.2 Communities living near OGD**

*Chemical stressors and physical agents.* A few studies have characterized the emission and distribution of pollutants from the well pads and diesel traffic associated with OGD. For example, a recent study measured chemical concentrations in waste streams from OGD in the Marcellus formation to make inferences about exposures by way of water ingestion (Ziemkiewicz et al. 2014). McKenzie et al. (2012) used air quality data collected along the perimeter of well pads in Colorado to assess human exposure. Data from these and other recent studies, often measured as 24-hour-average concentrations, did not adequately characterize the intensity, frequency, or duration of actual human exposures. They also might not have captured the spatial or temporal variability in exposure within and across communities that is important for assessing risks to health (Brown et al. 2014). Such variability in exposure can be important in judging whether the exposure might be harmful. These exposure data also might not have distinguished OGD-related sources from other sources of the same chemicals (e.g., wood smoke, vehicle or farm machinery exhaust, or chemical applications on farms).

Some of the chemicals emitted during oil and gas operations (e.g., diesel exhaust and benzene) have well-known adverse health effects (IARC 2012; IARC 2009; Duarte-Davidson et al. 2001) and thus have the potential to affect the health of nearby community members. However, well-conducted studies specifically linking exposures related to OGD to adverse outcomes do not exist, and their absence is an important knowledge gap. In addition, little or no attention has been



paid to the potential combined effects of exposures to complex mixtures of hazardous compounds (Goldstein et al. 2014).

OGD has been linked to adverse reproductive outcomes (McKenzie et al. 2014) and low birth weight (Stacy et al. 2015). McKenzie et al. (2014) concluded that mothers who lived in “high risk” locations were more likely to give birth to a child with congenital heart defects or neural-tube defect than were mothers who lived in “low risk” locations. However, as the authors acknowledged, the study was subject to important sources of uncertainty, such as the exposure metric and proximity to wells, that were not specific to any particular health stressor. Stacy et al. (2015) reported lower birth weights associated with maternal proximity to unconventional gas drilling. The authors emphasized that the clinical significance of the birth weight differences they observed is not known. They also described use of proximity data as “a primitive surrogate for exposure.” Nevertheless, they concluded that their results underscored the need for larger studies with better measures of exposure. Given the limitations of these studies, it would not be appropriate to rely on them to reach definitive conclusions about adverse health outcomes related to OGD, but they should be considered when formulating hypotheses for future research.

*Physical hazards.* Increased industrial traffic in residential areas might also decrease access to outdoor recreational activities for residents who live near affected roads (Ortega et al. 2010). This effect is potentially important because of the known beneficial relationship between exercise and health. Rural areas of Appalachia often do not have infrastructure such as sidewalks or wide road shoulders (Figure C-12). Furthermore, increased traffic from drilling operations might increase the risk of traumatic vehicular or pedestrian injuries (Witter et al. 2013; Maryland Institute for Applied Environmental Health 2014). An increase in heavy-duty truck accidents has been reported in Pennsylvania counties with substantial OGD activity (see Sections C.1 and C.4).



**Figure C-12. A sign along a narrow, shoulderless road in West Virginia limiting truck traffic during school busing hours.**

*Sensory stressors.* Residents of the Appalachian region have expressed concern about odor, noise, and light related to drilling, compressors, increased truck traffic, and hydraulic fracturing. Noise and bright light can affect sleep quality and cause sleep disturbances (Passchier-Vermeer and Passchier 2000). Studies in urban residential areas have suggested that increased traffic noise is linked to cardiovascular disease (Babisch 2011). Other potential health effects include stroke and hypertension (Basner et al. 2014). Artificial lighting is required around the clock during



some OGD phases. Light exposure can affect processes related to circadian rhythms, such as sleeping patterns and energy metabolism. Social changes associated with the growth and population influx caused by OGD also bring some predictable patterns of disease and injury (Adgate et al. 2014).

Psychological stress has been associated with cardiovascular disease (Cohen et al. 2007; Dimsdale 2008), immune system suppression (Segerstrom and Miller 2004), cellular changes (e.g., telomere shortening) (Epel et al. 2004), altered childhood development (e.g., changes in hormone and immune pathways) (Wright et al. 2005; Wright et al. 2002; Wright et al. 1998), and depression (Cohen et al. 2007). However, few studies have measured the prevalence of perceived stress in communities affected by OGD, and none have measured the relationship between health and clinically identified stress or stress biomarkers in such communities. The psychosocial effects of OGD as related to communities are discussed in Section C.4.

*Self-reported health concerns.* Several groups have conducted health surveys with people who live near OGD operations. Dermatologic, neurologic (including sensory and sleep), psychological or emotional, and respiratory symptoms were reported by survey respondents. Symptom surveys have been conducted with convenience samples (i.e., readily available samples rather than ones collected during a systematically designed sampling program, such as true random sampling) from several regions (Ferrar et al. 2013a; McDermott-Levy et al. 2013; Steinzor et al. 2013).

In a survey of 492 people in 180 randomly selected households in Washington County, Pennsylvania, reports of skin, respiratory and other symptoms as well as diagnoses such as hypertension and some respiratory diseases were higher with decreasing distance from the nearest gas well (Rabinowitz and Slizovskiy 2014). The reported symptoms were not confirmed with medical diagnoses. Other potential outcomes of concern, such as adverse reproductive and developmental effects, were not surveyed.

Less formal citizen surveys have suggested that odors might be a trigger for some symptoms, although systematic evidence is limited (Steinzor et al. 2012; Steinzor et al. 2013). OGD operations include a number of possible odor sources, such as diesel exhaust and VOCs. Holding ponds, which are less common in newer OGD operations but still present in some operations, might contain chemical mixtures that have their own odors and that can also be a nutrient source for microorganisms that can generate offensive odors (Akob et al. 2015; Cluff et al. 2014). A recent study from the Barnett shale region in Texas found H<sub>2</sub>S levels above odor detection thresholds at the operational fence line (Eapi et al. 2014).

Neuropsychological factors may also contribute to expressed symptoms and physical health outcomes. Ferrar et al. (2013) reported that the belief that physical health had been affected was associated with reports of stress and loss of trust in industry representatives and government officials. This finding is consistent with previous research indicating that lack of trust can lead to amplified risk perception (Slovic 1987).

Whether any of the symptoms or diseases reported by people living near OGD operations were caused by these operations depends on the biological plausibility and degree of exposure. But

exposure measurements are scant, and studies to date have been based on designs that limited the ability to draw firm conclusions. The principal utility of these health surveys, therefore, is in hypothesis generation for future health studies.

*Epidemiological studies.* Exposure assessments to evaluate health risks for people living near OGD operations have been conducted in only a handful of studies and with inadequate exposure metrics. A human health risk assessment in Garfield County, Colorado, for example, estimated subchronic noncancer hazard indices using proximity to well pads (McKenzie et al. 2012). In a study of childhood cancer incidence in Pennsylvania, Fryzek et al. (2013) compared the incidence of various types of cancer in children living in Pennsylvania counties before and after drilling various subcategories of wells (i.e., all gas wells, horizontal wells, horizontal gas wells, and Marcellus shale wells). Although the methods used to quantify exposure differed among them, three studies used mothers' residential proximity to natural gas development as an exposure proxy to examine the impact on birth outcomes in rural Colorado (McKenzie et al. 2014) and Pennsylvania (Stacy et al. 2015; Hill 2013 [not yet published in a peer-reviewed journal]). It is unclear what is encompassed in measures such as distance, and the potential for exposure misclassification is great. McKenzie et al. (2014) and Stacy et al. (2015) described some of the limitations of their work; for example, residential proximity to, or distance from, oil and gas wells does not necessarily account for factors such as the phase of well development and production, the duration and severity of the exposures, the specific technology being used, other possible sources of the chemicals being monitored, or for meteorologic factors. Proximity may also reflect, in addition to chemical exposures, noise, light, and traffic, changes to community characteristics, and other factors that increase with proximity to the well site. In addition, Fryzek et al. (2013) did not account for the expected latency period of childhood cancers, further limiting the utility of the study (Goldstein and Malone 2013).

## **C.4 POTENTIAL IMPACTS ON INDIVIDUAL AND COMMUNITY WELL-BEING**

This section summarizes how the exposures described in Section C.1 might affect the well-being of individuals and communities near OGD operations.

OGD can lead to a variety of positive outcomes for some individuals and some communities – including opportunities for new and higher-paying jobs, new income for some landowners who are able to lease their land for OGD activities, increased state revenue, and increased local business activity (see Table 1-1). At the same time social and psychosocial impacts can be expected to accompany OGD (Jacquet 2014). Such effects result in part from the scale and intensity of development activity in some locations and related changes in labor force demand, worker in-migration, local population change, and demands on infrastructure and services as well as a variety of other changes affecting the character of social and biophysical landscapes.

The high volume of truck and heavy equipment traffic required to support drilling and well completion operations appears frequently to result in concerns and problems with traffic flow and congestion, damage to roads and highways, increased accident rates, and reduced traffic safety (Brasier et al. 2011; Ladd 2013, 2014; Perry 2012; Schafft et al. 2014; Weigle 2011).

Also, in more rural and remote settings that experience extensive OGD activity a variety of effects associated with workforce in-migration and accompanying population growth pressures can be anticipated, at least during periods when drilling, well completion, and pipeline construction activities are most intensive (see Jacquet and Kay 2014). Areas experiencing OGD may experience substantial new demand for worker housing, leading to problems with housing shortages, increased reliance on temporary and in some cases substandard housing arrangements, rising costs for rental housing, and increased homelessness (Brasier et al. 2011; Perry 2012; Schafft et al. 2014; Williamson and Kolb 2011). Some of these impacts are interrelated with potential benefits in the form of increased regional property values as a result of increased housing demand (Muehlenbachs et al. 2013; Weber et al. 2014).

Growth-induced demands on public facilities and infrastructure and on public as well as private-sector service providers can also be problematic, especially during development phases when a rapid increase in worker numbers can exceed the capacities of rural utility systems, school systems, law enforcement, emergency response services, medical and mental health services and social welfare systems (BBC 2013; Brasier et al. 2011; Jacquet 2014; Maryland Institute of Applied Environmental Health 2014; Perry 2013; Theodori 2009; Weber et al. 2014; Weigle 2011). Although local governments and service providers may after some period of time adapt to and address the demands associated with rapid growth pressures the ability to do so can be limited at first and possibly over the longer term as well if taxation and revenue allocation structures fail to provide an adequate flow of funds to the affected communities (BBC 2013; Jacquet 2014; Jacquet and Kay 2014).

OGD can also place considerable strain on the social fabric of affected communities. Where development generates rapid growth effects there is potential for reduced interpersonal familiarity at the local level accompanied by changes in social interaction patterns and reduced levels of social integration and civic engagement (BBC 2013; Freudenburg 1986; Sampson 1991; Smith et al. 2001; Wynveen 2011). These changes may contribute to lowered interpersonal trust, manifested in part by increased fear of crime (BBC 2013; Brasier et al. 2011; Ladd 2013; Theodori 2009). Tensions and conflicts between “oldtimer” and “newcomer” populations may arise, exacerbating the erosion of trust among residents (BBC 2013; Brasier et al. 2011; Perry 2012; Wynveen 2011). In combination, such outcomes can contribute to a deterioration of the local social capital that is central to community well-being and adaptive capacity.

Tensions and conflicts among residents who hold divergent views about the consequences of resource development can also contribute to strained social relations (Gramling and Freudenburg 1992; Jacquet 2014; Ladd 2014; Perry 2012, 2013; Theodori 2009). Increased potential for wealth creation from OGD where resources are primarily privately owned can create highly varied outcomes with respect to how residents experience both “opportunities” and “threats” associated with OGD and to quite different views about the acceptability and desirability of resource development (Brasier et al. 2011; Perry 2012, 2013). Some residents are likely to experience significant economic benefits from leasing their land for OGD, access to new and higher-paying jobs, or the expansion of local businesses or other income-generating activities (Brasier et al. 2011). Others may perceive benefits linked to a broader range of opportunities associated with increased tax revenues or may simply consider resource extraction to be consistent with their values and views about growth, development, and “progress” (Brasier et al.

2011; Ladd 2013, 2014; Schafft et al. 2013). At the same time, some businesses may be negatively affected by wage inflation and increased difficulties in attracting or retaining workers (BBC 2013; Brasier et al. 2011). Also, some area residents are likely to be concerned about and dissatisfied with what they consider to be unacceptable alterations to the biophysical environment, local landscapes, valued social and cultural conditions, or family and community traditions (Perry 2012, 2013; Weigle 2011).

Dissatisfaction, tensions and conflicts may also become problematic when concerns about potential environmental contamination from drilling and other OGD activities lead to widespread perceptions of risks to human health and safety and to distrust of individuals and organizations charged with protecting environmental quality and community health and welfare (Boudet et al. 2013; Brasier et al. 2011; Jacquet 2014; Kroll-Smith and Couch 1990; Ladd 2013; Perry 2012; Slovic et al. 1991; Stedman et al. 2013; Theodori et al. 2013). Perceived risks, reduced trust, decreased satisfaction, and disagreements about the nature and significance of environmental and community effects can lead in turn to increased stress at the individual level and to corrosive social relations at the collective level (Freudenburg 1997; Freudenburg and Jones 1991; Jacquet 2014; Kroll-Smith and Couch 1990; Ladd 2014; Perry 2012; Picou et al. 2004). Stigmatization of local residents and of entire local communities can occur as a result of characterization of the area by others as undesirable and potentially “contaminated” in terms of both environmental and social conditions (Edelstein 1988; Kroll-Smith and Couch 1990; Muhenbachs et al. 2013; Perry 2013; Weigle 2011; Wulfhorst, 2000).

---

## REFERENCES – FIGURE C-2

1. Roy AA, Adams PJ, Robinson AL. 2014. Air pollutant emissions from the development, production, and processing of Marcellus Shale natural gas. *Journal of the Air & Waste Management Association* 64:19-37.
2. Moore CW, Zielinska B, Pétron G, Jackson RB. 2014. Air impacts of increased natural gas acquisition, processing, and use: A critical review. *Environmental science & technology*.
3. Allen DT. 2014. Atmospheric emissions and air quality impacts from natural gas production and use. *Annual review of chemical and biomolecular engineering* 5:55-75.
4. Esswein EJ, Breitenstein M, Snawder J, Kiefer M, Sieber WK. 2013. Occupational exposures to respirable crystalline silica during hydraulic fracturing. *Journal of occupational and environmental hygiene* 10:347-356.
5. New York State Department of Health. 2014. *A Public Health Review of High Volume Hydraulic Fracturing for Shale Gas Development*. Albany, NY.
6. Litovitz A, Curtright A, Abramzon S, Burger N, Samaras C. 2013. Estimation of regional air-quality damages from Marcellus Shale natural gas extraction in Pennsylvania. *Environmental Research Letters* 8:014017.
7. Brantley SL, Yoxtheimer D, Arjmand S, Grieve P, Vidic R, Pollak J, Llewellyn GT, Abad J, Simon C. 2014. *Water Resource Impacts during Unconventional Shale Gas Development: the Pennsylvania Experience*. *International Journal of Coal Geology*.
8. Vengosh A, Jackson RB, Warner N, Darrah TH, Kondash A. 2014. *A Critical Review of the Risks to Water Resources from Unconventional Shale Gas Development and Hydraulic Fracturing in the United States*. *Environmental science & technology*.
9. Maryland Institute for Applied Environmental Health. 2014. *Potential Public Health Impacts of Natural Gas Development and Production in the Marcellus Shale in Western Maryland*. School of Public Health, University of Maryland. College Park.
10. McCawley M. 2013. *Air, Noise, and Light Monitoring Results*. ETD-10 Project. West Virginia University School of Public Health. Morgantown, WV.
11. Gross SA, Avens HJ, Banducci AM, Sahmel J, Panko JM, Tvermoes BE. 2013. Analysis of BTEX groundwater concentrations from surface spills associated with hydraulic fracturing operations. *Journal of the Air & Waste Management Association* 63:424-432.
12. Brittingham MC, Maloney KO, Farag AM, Harper DD, Bowen ZH. 2014. *Ecological Risks of Shale Oil and Gas Development to Wildlife, Aquatic Resources and their Habitats*. *Environmental science & technology*.
13. U.S. EPA. 2015 *Assessment of the Potential Impacts of Hydraulic Fracturing for Oil and Gas on Drinking Water Resources*. Washington, DC.
14. Papoulias DM, Velasco AL. 2013. Histopathological analysis of fish from Acorn Fork Creek, Kentucky, exposed to hydraulic fracturing fluid releases. *Southeastern Naturalist* 12:92-111.
15. New York State Department of Environmental Conservation. 2015. *Final Supplemental Generic Environmental Impact Statement On the Oil, Gas, and Solution Mining Regulatory Program: Regulatory Program for Horizontal Drilling and High-Volume Hydraulic Fracturing to Develop the Marcellus Shale and Other Low-Permeability Gas Reservoirs*. NYSDEC. Albany, NY.



16. Entrekin S, Evans-White M, Johnson B, Hagenbuch E. 2011. Rapid expansion of natural gas development poses a threat to surface waters. *Frontiers in Ecology and the Environment* 9:503-511.
17. Olmstead SM, Muehlenbachs LA, Shih J-S, Chu Z, Krupnick AJ. 2013. Shale gas development impacts on surface water quality in Pennsylvania. *Proceedings of the National Academy of Sciences* 110:4962-4967.
18. Paulik LB, Donald CE, Smith BW, Tidwell LG, Hobbie KA, Kincl L, Haynes EN, Anderson KA. 2015. Impact of Natural Gas Extraction on PAH Levels in Ambient Air. *Environmental science & technology* 49:5203-5210.
19. Caulton DR, Shepson PB, Santoro RL, Sparks JP, Howarth RW, Ingraffea AR, Cambaliza MO, Sweeney C, Karion A, Davis KJ. 2014. Toward a better understanding and quantification of methane emissions from shale gas development. *Proceedings of the National Academy of Sciences* 111:6237-6242
20. Rahm BG, Vedachalam S, Bertoia LR, Mehta D, Vanka VS, Riha SJ. 2015. Shale gas operator violations in the Marcellus and what they tell us about water resource risks. *Energy Policy* 82:1-11.
21. Vinciguerra T, Yao S, Dadzie J, Chittams A, Deskins T, Ehrman S, Dickerson RR. 2015. Regional air quality impacts of hydraulic fracturing and shale natural gas activity: Evidence from ambient VOC observations. *Atmospheric Environment* 110:144-150.
22. PA DEP. 2010. Southwestern Pennsylvania Marcellus Shale Short-Term Ambient Air Sampling Report.  
[http://www.dep.state.pa.us/dep/deputate/airwaste/aq/aqm/docs/Marcellus\\_SW\\_11-01-10.pdf](http://www.dep.state.pa.us/dep/deputate/airwaste/aq/aqm/docs/Marcellus_SW_11-01-10.pdf).

## REFERENCES – FIGURE C-4

1. Jackson RB, Vengosh A, Carey JW, Davies RJ, Darrah TH, O'Sullivan F, Pétron G. 2014. The Environmental Costs and Benefits of Fracking. *Annual Review of Environment and Resources*.
2. Davies RJ, Almond S, Ward RS, Jackson RB, Adams C, Worrall F, Herringshaw LG, Gluyas JG, Whitehead MA. 2014. Oil and gas wells and their integrity: Implications for shale and unconventional resource exploitation. *Marine and Petroleum Geology* 56:239-254.
3. Vengosh A, Jackson RB, Warner N, Darrah TH, Kondash A. 2014. A Critical Review of the Risks to Water Resources from Unconventional Shale Gas Development and Hydraulic Fracturing in the United States. *Environmental science & technology*.
4. Bowen ZH, Oelsner GP, Cade BS, Gallegos TJ, Farag AM, Mott DN, Potter CJ, Cinotto PJ, Clark ML, Kappel WM, Kresse TM, Melcher CP, Paschke SS, Susong DD, Varela BA. 2015. Assessment of surface water chloride and conductivity trends in areas of unconventional oil and gas development—Why existing national data sets cannot tell us what we would like to know. *Water Resources Research* 51:704-715.
5. Siegel DI, Azzolina NA, Smith BJ, Perry AE, Bothun RL. 2015. Methane Concentrations in Water Wells Unrelated to Proximity to Existing Oil and Gas Wells in Northeastern Pennsylvania. *Environmental science & technology*.



6. Heilweil VM, Grieve PL, Hynek SA, Brantley SL, Salomon DK, Risser DW. 2015. Stream measurements locate thermogenic methane fluxes in discharging groundwater. *Environmental science & technology*.
7. Soeder DJ, Sharma S, Pekney N, Hopkinson L, Dilmore R, Kutcho B, Stewart B, Carter K, Hakala A, Capo R. 2014. An approach for assessing engineering risk from shale gas wells in the United States. *International Journal of Coal Geology*.
8. Flewelling SA, Sharma M. 2013. Constraints on Upward Migration of Hydraulic Fracturing Fluid and Brine. *Groundwater* 52:9-19.
9. Rozell DJ. 2014. Discussion: Constraints on Upward Migration of Hydraulic Fracturing Fluid and Brine. *Groundwater* 52:491-U1111.
10. Heilweil VM, Stolp BJ, Kimball BA, Susong DD, Marston TM, Gardner PM. 2013. A Stream-Based Methane Monitoring Approach for Evaluating Groundwater Impacts Associated with Unconventional Gas Development. *Groundwater* 51:511-524.
11. Miyazaki B. 2009. Well integrity: An overlooked source of risk and liability for underground natural gas storage. Lessons learned from incidents in the USA. *Geological Society, London, Special Publications* 313:163-172.
12. Llewellyn GT, Dorman F, Westland JL, Yoxtheimer D, Grieve P, Sowers T, Humston-Fulmer E, Brantley SL. 2015. Evaluating a groundwater supply contamination incident attributed to Marcellus Shale gas development. *Proceedings of the National Academy of Sciences*.
13. King GE, King DE. 2013. Environmental Risk Arising From Well-Construction Failure--Differences Between Barrier and Well Failure and Estimates of Failure Frequency Across Common Well Types Locations and Well Age. *SPE Production & Operations* 28:323-344.
14. U.S. EPA. 2015 Assessment of the Potential Impacts of Hydraulic Fracturing for Oil and Gas on Drinking Water Resources. Washington, DC.
15. Skoumal RJ, Brudzinski MR, Currie BS. 2015. Earthquakes Induced by Hydraulic Fracturing in Poland Township, Ohio. *Bulletin of the Seismological Society of America*.
16. Farahbod AM, Kao H, Walker DM, Cassidy JF. 2015. Investigation of regional seismicity before and after hydraulic fracturing in the Horn River Basin, northeast British Columbia. *Canadian Journal of Earth Sciences* 52:112-122.
17. Friberg PA, Besana-Ostman GM, Dricker I. 2014. Characterization of an earthquake sequence triggered by hydraulic fracturing in Harrison County, Ohio. *Seismological Research Letters*.
18. Holland AA. 2013. Earthquakes Triggered by Hydraulic Fracturing in South-Central Oklahoma. *Bulletin of the Seismological Society of America* 103:1784-1792.

## REFERENCES – FIGURE C-6

1. Allen DT, Pacsi AP, Sullivan DW, Zavala-Araiza D, Harrison M, Keen K, Fraser MP, Daniel Hill A, Sawyer RF, Seinfeld JH. 2015. Methane Emissions from Process Equipment at Natural Gas Production Sites in the United States: Pneumatic Controllers. *Environmental science & technology* 49:633-640.
2. Roy AA, Adams PJ, Robinson AL. 2014. Air pollutant emissions from the development, production, and processing of Marcellus Shale natural gas. *Journal of the Air & Waste Management Association* 64:19-37.

3. Allen DT, Pacsi AP, Sullivan DW, Zavala-Araiza D, Harrison M, Keen K, Fraser MP, Daniel Hill A, Sawyer RF, Seinfeld JH. 2015. Methane Emissions from Process Equipment at Natural Gas Production Sites in the United States: Pneumatic Controllers. *Environmental science & technology* 49:633-640.
4. Moore CW, Zielinska B, Pétron G, Jackson RB. 2014. Air impacts of increased natural gas acquisition, processing, and use: A critical review. *Environmental science & technology*.
5. Caulton DR, Shepson PB, Santoro RL, Sparks JP, Howarth RW, Ingraffea AR, Cambaliza MO, Sweeney C, Karion A, Davis KJ. 2014. Toward a better understanding and quantification of methane emissions from shale gas development. *Proceedings of the National Academy of Sciences* 111:6237-6242.
6. Esswein EJ, Snawder J, King B, Breitenstein M, Alexander-Scott M, Kiefer M. 2014. Evaluation of Some Potential Chemical Exposure Risks During Flowback Operations in Unconventional Oil and Gas Extraction: Preliminary Results. *Journal of Occupational and Environmental Hygiene*:D174-D184.
7. New York State Department of Health. 2014. A Public Health Review of High Volume Hydraulic Fracturing for Shale Gas Development. Albany, NY.
8. Litovitz A, Curtright A, Abramzon S, Burger N, Samaras C. 2013. Estimation of regional air-quality damages from Marcellus Shale natural gas extraction in Pennsylvania. *Environmental Research Letters* 8:014017.
9. Rahm BG, Riha SJ. 2014. Evolving shale gas management: water resource risks, impacts, and lessons learned. *Environmental Science: Processes & Impacts* 16:1400-1412.
10. Vengosh A, Jackson RB, Warner N, Darrah TH, Kondash A. 2014. A Critical Review of the Risks to Water Resources from Unconventional Shale Gas Development and Hydraulic Fracturing in the United States. *Environmental science & technology*.
11. Brantley SL, Yoxtheimer D, Arjmand S, Grieve P, Vidic R, Pollak J, Llewellyn GT, Abad J, Simon C. 2014. Water Resource Impacts during Unconventional Shale Gas Development: the Pennsylvania Experience. *International Journal of Coal Geology*.
12. Eapi GR, Sabnis MS, Sattler ML. 2014. Mobile measurement of methane and hydrogen sulfide at natural gas production site fence lines in the Texas Barnett Shale. *Journal of the Air & Waste Management Association* 64:927-944.
13. PA DEP. 2010. Southwestern Pennsylvania Marcellus Shale Short-Term Ambient Air Sampling Report.  
[http://www.dep.state.pa.us/dep/deputate/airwaste/aq/aqm/docs/Marcellus\\_SW\\_11-01-10.pdf](http://www.dep.state.pa.us/dep/deputate/airwaste/aq/aqm/docs/Marcellus_SW_11-01-10.pdf).
14. Brittingham MC, Maloney KO, Farag AM, Harper DD, Bowen ZH. 2014. Ecological Risks of Shale Oil and Gas Development to Wildlife, Aquatic Resources and their Habitats. *Environmental science & technology*.
15. New York State Department of Environmental Conservation. 2015. Final Supplemental Generic Environmental Impact Statement On the Oil, Gas, and Solution Mining Regulatory Program: Regulatory Program for Horizontal Drilling and High-Volume Hydraulic Fracturing to Develop the Marcellus Shale and Other Low-Permeability Gas Reservoirs. NYSDEC. Albany, NY.
16. U.S. EPA. 2015 Assessment of the Potential Impacts of Hydraulic Fracturing for Oil and Gas on Drinking Water Resources. Washington, DC.

17. U.S. EPA. 2014. White paper: Oil and Natural Gas Sector Compressors. 1 of 5. Available from <http://www.epa.gov/airquality/oilandgas/pdfs/20140415compressors.pdf>.
18. U.S. EPA. 2014. White paper: Oil and Natural Gas Sector Hydraulically Fractured Oil Well Completions and Associated Gas during Ongoing Production. 2 of 5. Available from <http://www.epa.gov/airquality/oilandgas/pdfs/20140415completions.pdf>.
19. U.S. EPA. 2014. White paper: Oil and Natural Gas Sector Leaks. 3 of 5. Available from <http://www.epa.gov/airquality/oilandgas/pdfs/20140415leaks.pdf>.
20. U.S. EPA. 2014. White paper: Oil and Natural Gas Sector Liquids Unloading Processes. 4 of 5. Available from <http://www.epa.gov/airquality/oilandgas/pdfs/20140415liquids.pdf>.
21. U.S. EPA. 2014. White paper: Oil and Natural Gas Sector Pneumatic Devices. 5 of 5. Available from <http://www.epa.gov/airquality/oilandgas/2014papers/20140415pneumatic.pdf>.
22. Swarhout RF, Russo RS, Zhou Y, Miller BM, Mitchell B, Horsman E, Lipsky E, McCabe DC, Baum E, Sive BC. 2015. Impact of Marcellus Shale Natural Gas Development in Southwest Pennsylvania on Volatile Organic Compound Emissions and Regional Air Quality. *Environmental science & technology*.
23. Pekney NJ, Veloski G, Reeder M, Tamilia J, Rupp E, Wetzel A. 2014. Measurement of atmospheric pollutants associated with oil and natural gas exploration and production activity in Pennsylvania's Allegheny National Forest. *Journal of the Air & Waste Management Association* 64:1062-1072.
24. Goetz JD, Floerchinger C, Fortner EC, Wormhoudt J, Massoli P, Knighton WB, Herndon SC, Kolb CE, Knipping E, Shaw S, DeCarlo P. 2015. Atmospheric Emission Characterization of Marcellus Shale Natural Gas Development Sites. *Environmental science & technology*.

## REFERENCES – FIGURE C-7

1. Mitchell AL, Tkacik DS, Roscioli JR, Herndon SC, Yacovitch TI, Martinez DM, Vaughn TL, Williams LL, Sullivan MR, Floerchinger C, Omara M, Subramanian R, Zimmerle D, Marchese AJ, Robinson AL. 2015. Measurements of Methane Emissions from Natural Gas Gathering Facilities and Processing Plants: Measurement Results. *Environmental science & technology*.
2. Subramanian R, Williams LL, Vaughn TL, Zimmerle D, Roscioli JR, Herndon SC, Yacovitch TI, Floerchinger C, Tkacik DS, Mitchell AL, Sullivan MR, Dallmann TR, Robinson AL. 2015. Methane Emissions from Natural Gas Compressor Stations in the Transmission and Storage Sector: Measurements and Comparisons with the EPA Greenhouse Gas Reporting Program Protocol. *Environmental science & technology*.
3. Moore CW, Zielinska B, Pétron G, Jackson RB. 2014. Air impacts of increased natural gas acquisition, processing, and use: A critical review. *Environmental science & technology*.
4. Roy AA, Adams PJ, Robinson AL. 2014. Air pollutant emissions from the development, production, and processing of Marcellus Shale natural gas. *Journal of the Air & Waste Management Association* 64:19-37.

5. Jackson RB, Vengosh A, Carey JW, Davies RJ, Darrah TH, O'Sullivan F, Pétron G. 2014. The Environmental Costs and Benefits of Fracking. Annual Review of Environment and Resources.
6. Brown D, Weinberger B, Lewis C, Bonaparte H. 2014. Understanding exposure from natural gas drilling puts current air standards to the test. Reviews on environmental health.
7. He C, Zhang T, Zheng X, Li Y, Vidic RD. 2014. Management of Marcellus Shale Produced Water in Pennsylvania: A Review of Current Strategies and Perspectives. Energy Technology:n/a-n/a.
8. Parker KM, Zeng T, Harkness J, Vengosh A, Mitch WA. 2014. Enhanced Formation of Disinfection By-Products in Shale Gas Wastewater-Impacted Drinking Water Supplies. Environmental science & technology.
9. Hladik ML, Focazio MJ, Engle M. 2014. Discharges of produced waters from oil and gas extraction via wastewater treatment plants are sources of disinfection by-products to receiving streams. Science of The Total Environment 466:1085-1093.
10. National Research Council. 2013. Induced Seismicity Potential in Energy Technologies. The National Academies Press, Washington, DC.
11. Andrews RD, Holland AA. 2015. Statement on Oklahoma Seismicity: April 21, 2015. Oklahoma Geological Survey.
12. Muehlenbachs L, Krupnick A. 2013. Shale Gas Development Linked to Traffic Accidents in Pennsylvania. 185:Resources for the Future, Washington, DC.
13. Maryland Institute for Applied Environmental Health. 2014. Potential Public Health Impacts of Natural Gas Development and Production in the Marcellus Shale in Western Maryland. School of Public Health, University of Maryland. College Park.
14. New York State Department of Environmental Conservation. 2015. Final Supplemental Generic Environmental Impact Statement On the Oil, Gas, and Solution Mining Regulatory Program: Regulatory Program for Horizontal Drilling and High-Volume Hydraulic Fracturing to Develop the Marcellus Shale and Other Low-Permeability Gas Reservoirs. NYSDEC. Albany, NY.
15. Kuwayama Y, Olmstead S, Krupnick A. 2015. Water Quality and Quantity Impacts of Hydraulic Fracturing. Curr Sustainable Renewable Energy Rep 2:17-24.
16. Entekin S, Evans-White M, Johnson B, Hagenbuch E. 2011. Rapid expansion of natural gas development poses a threat to surface waters. Frontiers in Ecology and the Environment 9:503-511.
17. Olmstead SM, Muehlenbachs LA, Shih J-S, Chu Z, Krupnick AJ. 2013. Shale gas development impacts on surface water quality in Pennsylvania. Proceedings of the National Academy of Sciences 110:4962-4967.
18. Wilson JM, Van Briesen JM. 2013. Source Water Changes and Energy Extraction Activities in the Monongahela River, 2009–2012. Environmental science & technology 47:12575-12582.
19. Wilson J, Wang Y, VanBriesen J. 2014. Sources of High Total Dissolved Solids to Drinking Water Supply in Southwestern Pennsylvania. Journal of Environmental Engineering 140:B4014003.
20. Warner NR, Christie CA, Jackson RB, Vengosh A. 2013. Impacts of shale gas wastewater disposal on water quality in western Pennsylvania. Environmental science & technology 47:11849-11857.

21. Ferrar KJ, Michanowicz DR, Christen CL, Mulcahy N, Malone SL, Sharma RK. 2013. Assessment of Effluent Contaminants from Three Facilities Discharging Marcellus Shale Wastewater to Surface Waters in Pennsylvania. *Environmental science & technology* 47:3472-3481.
22. McGarr A, Bekins B, Burkardt N, Dewey J, Earle P, Ellsworth W, Ge S, Hickman S, Holland A, Majer E, Rubinstein J, Sheehan A. 2015. Coping with earthquakes induced by fluid injection. *Science (New York, NY)* 347:830-831.

## REFERENCES- TEXT

Adgate JL, Goldstein BD, McKenzie LM. 2014. Potential Public Health Hazards, Exposures and Health Effects from Unconventional Natural Gas Development. *Environmental science & technology*.

Akob DM, Cozzarelli IM, Dunlap DS, Rowan EL, Lorah MM. 2015. Organic and Inorganic Composition and Microbiology of Produced Waters from Pennsylvania Shale Gas Wells. *Applied Geochemistry*.

Allen DT. 2014. Atmospheric emissions and air quality impacts from natural gas production and use. *Annual review of chemical and biomolecular engineering* 5:55-75.

Allen DT, Pacsi AP, Sullivan DW, Zavala-Araiza D, Harrison M, Keen K, Fraser MP, Daniel Hill A, Sawyer RF, Seinfeld JH. 2015. Methane Emissions from Process Equipment at Natural Gas Production Sites in the United States: Pneumatic Controllers. *Environmental science & technology* 49:633-640.

Allen DT, Torres VM, Thomas J, Sullivan DW, Harrison M, Hendler A, Herndon SC, Kolb CE, Fraser MP, Hill AD, Lamb BK, Miskimins J, Sawyer RF, Seinfeld JH. 2013. Measurements of methane emissions at natural gas production sites in the United States. *Proc Natl Acad Sci U S A* 110:17768-17773.

Allred BW, Smith WK, Twidwell D, Haggerty JH, Running SW, Naugle DE, Fuhlendorf SD. 2015. Ecosystem services lost to oil and gas in North America. *Science (New York, NY)* 348:401-402.

Andrews RD, Holland AA. 2015. Statement on Oklahoma Seismicity: April 21, 2015. Oklahoma Geological Survey. Available: [http://wichita.ogs.ou.edu/documents/OGS\\_Statement-Earthquakes-4-21-15.pdf](http://wichita.ogs.ou.edu/documents/OGS_Statement-Earthquakes-4-21-15.pdf).

Babisch W. 2011. Cardiovascular effects of noise. *Noise and Health* 13:201.

Baldassare FJ, McCaffrey MA, Harper JA. 2014. A geochemical context for stray gas investigations in the northern Appalachian Basin: Implications of analyses of natural gases from Neogene-through Devonian-age strata. *AAPG bulletin* 98:341-372.



- Barber JR, Crooks KR, Fristrup KM. 2010. The costs of chronic noise exposure for terrestrial organisms. *Trends in ecology & evolution* 25:180-189.
- Basner M, Babisch W, Davis A, Brink M, Clark C, Janssen S, Stansfeld S. 2014. Auditory and non-auditory effects of noise on health. *The Lancet* 383:1325-1332.
- Bayne EM, Habib L, Boutin S. 2008. Impacts of Chronic Anthropogenic Noise from Energy-Sector Activity on Abundance of Songbirds in the Boreal Forest. *Conservation Biology* 22:1186-1193.
- Bechtel DG, Waldner CL, Wickstrom M. 2009a. Associations between immune function in yearling beef cattle and airborne emissions of sulfur dioxide, hydrogen sulfide, and VOCs from oil and natural gas facilities. *Arch Environ Occup Health* 64:73-86.
- Bechtel DG, Waldner CL, Wickstrom M. 2009b. Associations between immune function in yearling beef cattle and airborne polycyclic aromatic hydrocarbons and PM1.0 near oil and natural gas field facilities. *Arch Environ Occup Health* 64:47-58.
- Bechtel DG, Waldner CL, Wickstrom M. 2009c. Associations between in utero exposure to airborne emissions from oil and gas production and processing facilities and immune system outcomes in neonatal beef calves. *Arch Environ Occup Health* 64:59-71.
- Brantley SL, Yoxtheimer D, Arjmand S, Grieve P, Vidic R, Pollak J, Llewellyn GT, Abad J, Simon C. 2014. Water Resource Impacts during Unconventional Shale Gas Development: the Pennsylvania Experience. *International Journal of Coal Geology*.
- Brittingham MC, Maloney KO, Farag AM, Harper DD, Bowen ZH. 2014. Ecological Risks of Shale Oil and Gas Development to Wildlife, Aquatic Resources and their Habitats. *Environmental science & technology*.
- Brown D, Weinberger B, Lewis C, Bonaparte H. 2014. Understanding exposure from natural gas drilling puts current air standards to the test. *Reviews on environmental health*.
- Burton GA, Basu N, Ellis BR, Kapo KE, Entekin S, Nadelhoffer K. 2014. Hydraulic “Fracking”: Are surface water impacts an ecological concern? *Environmental Toxicology and Chemistry* 33:1679-1689.
- Capo RC, Stewart BW, Rowan EL, Kolesar Kohl CA, Wall AJ, Chapman EC, Hammack RW, Schroeder KT. 2014. The strontium isotopic evolution of Marcellus Formation produced waters, southwestern Pennsylvania. *International Journal of Coal Geology* 126:57-63.
- Caulton DR, Shepson PB, Santoro RL, Sparks JP, Howarth RW, Ingraffea AR, Cambaliza MO, Sweeney C, Karion A, Davis KJ. 2014. Toward a better understanding and quantification of methane emissions from shale gas development. *Proceedings of the National Academy of Sciences* 111:6237-6242.



Cohen S, Janicki-Deverts D, Miller GE. 2007. Psychological stress and disease. *Jama* 298:1685-1687.

Colborn T, Kwiatkowski C, Schultz K, Bachran M. 2011. Natural Gas Operations from a Public Health Perspective. *Human and Ecological Risk Assessment* 17:1039-1056.

Colborn T, Schultz K, Herrick L, Kwiatkowski C. 2014. An exploratory study of air quality near natural gas operations. *Human and Ecological Risk Assessment: An International Journal* 20:86-105.

Darrah TH, Vengosh A, Jackson RB, Warner NR, Poreda RJ. 2014. Noble gases identify the mechanisms of fugitive gas contamination in drinking-water wells overlying the Marcellus and Barnett Shales. *Proceedings of the National Academy of Sciences*.

Davies R, Foulger G, Bindley A, Styles P. 2013. Induced seismicity and hydraulic fracturing for the recovery of hydrocarbons. *Marine and Petroleum Geology* 45:171-185.

Davies RJ, Almond S, Ward RS, Jackson RB, Adams C, Worrall F, Herringshaw LG, Gluyas JG, Whitehead MA. 2014. Oil and gas wells and their integrity: Implications for shale and unconventional resource exploitation. *Marine and Petroleum Geology* 56:239-254.

Dimsdale JE. 2008. Psychological Stress and Cardiovascular Disease. *Journal of the American College of Cardiology* 51:1237-1246.

Drohan PJ, Finley JC, Roth P, Schuler TM, Stout SL, Brittingham MC, Johnson NC. 2012. Oil and Gas Impacts on Forest Ecosystems: Findings Gleaned from the 2012 Goddard Forum at Penn State University. *Environmental Practice* 14:394-399.

Dusseault MB, Gray MN, Nawrocki PA. 2000. Why Oilwells Leak: Cement Behavior and Long-Term Consequences. Presented. Society of Petroleum Engineers.

Eapi GR, Sabnis MS, Sattler ML. 2014. Mobile measurement of methane and hydrogen sulfide at natural gas production site fence lines in the Texas Barnett Shale. *Journal of the Air & Waste Management Association* 64:927-944.

Ellsworth WL. 2013. Injection-Induced Earthquakes. *Science (New York, NY)* 341.

Engle MA, Rowan EL. 2013. Geochemical evolution of produced waters from hydraulic fracturing of the Marcellus Shale, northern Appalachian Basin: A multivariate compositional data analysis approach. *International Journal of Coal Geology*.

Entrekin S, Evans-White M, Johnson B, Hagenbuch E. 2011. Rapid expansion of natural gas development poses a threat to surface waters. *Frontiers in Ecology and the Environment* 9:503-511.

- Epel ES, Blackburn EH, Lin J, Dhabhar FS, Adler NE, Morrow JD, Cawthon RM. 2004. Accelerated telomere shortening in response to life stress. *Proc Natl Acad Sci U S A* 101:17312-17315.
- Esswein EJ, Breitenstein M, Snawder J, Kiefer M, Sieber WK. 2013. Occupational exposures to respirable crystalline silica during hydraulic fracturing. *Journal of occupational and environmental hygiene* 10:347-356.
- Esswein EJ, Snawder J, King B, Breitenstein M, Alexander-Scott M, Kiefer M. 2014. Evaluation of Some Potential Chemical Exposure Risks During Flowback Operations in Unconventional Oil and Gas Extraction: Preliminary Results. *Journal of Occupational and Environmental Hygiene*:D174-D184.
- Farahbod AM, Kao H, Walker DM, Cassidy JF. 2015. Investigation of regional seismicity before and after hydraulic fracturing in the Horn River Basin, northeast British Columbia. *Canadian Journal of Earth Sciences* 52:112-122.
- Ferrar KJ, Kriesky J, Christen CL, Marshall LP, Malone SL, Sharma RK, Michanowicz DR, Goldstein BD. 2013a. Assessment and longitudinal analysis of health impacts and stressors perceived to result from unconventional shale gas development in the Marcellus Shale region. *International Journal of Occupational and Environmental Health* 19:104-112.
- Ferrar KJ, Michanowicz DR, Christen CL, Mulcahy N, Malone SL, Sharma RK. 2013b. Assessment of Effluent Contaminants from Three Facilities Discharging Marcellus Shale Wastewater to Surface Waters in Pennsylvania. *Environmental science & technology* 47:3472-3481.
- Field RA, Soltis J, Murphy S. 2014. Air quality concerns of unconventional oil and natural gas production. *Environmental science Processes & impacts* 16:954-969.
- Fink CM, Drohan PJ. 2015. Dynamic Soil Property Change in Response to Reclamation following Northern Appalachian Natural Gas Infrastructure Development. *Soil Science Society of America Journal* 79:146-154.
- Flewelling SA, Sharma M. 2013. Constraints on upward migration of hydraulic fracturing fluid and brine. *Ground water* 52:9-19.
- Francis C, Paritsis J, Ortega C, Cruz A. 2011. Landscape patterns of avian habitat use and nest success are affected by chronic gas well compressor noise. *Landscape Ecol* 26:1269-1280.
- Friberg PA, Besana-Ostman GM, Dricker I. 2014. Characterization of an earthquake sequence triggered by hydraulic fracturing in Harrison County, Ohio. *Seismological Research Letters*.
- Fryzek J, Pastula S, Jiang X, Garabrant DH. 2013. Childhood cancer incidence in Pennsylvania counties in relation to living in counties with hydraulic fracturing sites. *J Occup Environ Med* 55:796-801.

Gallegos TJ, Varela BA. 2015. Trends in Hydraulic Fracturing Distributions and Treatment Fluids, Additives, Proppants, and Water Volumes Applied to Wells Drilled in the United States from 1947 through 2010—Data Analysis and Comparison to the Literature. U.S. Geological Survey.

Gillen JL, Kiviat E. 2012. ENVIRONMENTAL REVIEWS AND CASE STUDIES: Hydraulic Fracturing Threats to Species with Restricted Geographic Ranges in the Eastern United States. *Environmental Practice* 14:320-331.

Goetz JD, Floerchinger C, Fortner EC, Wormhoudt J, Massoli P, Knighton WB, Herndon SC, Kolb CE, Knipping E, Shaw S, DeCarlo P. 2015. Atmospheric Emission Characterization of Marcellus Shale Natural Gas Development Sites. *Environmental science & technology*.

Goldstein BD, Brooks BW, Cohen SD, Gates AE, Honeycutt ME, Morris JB, Orme-Zavaleta J, Penning TM, Snawder J. 2014. The Role of Toxicological Science in Meeting the Challenges and Opportunities of Hydraulic Fracturing. *Toxicological Sciences* 139:271-283.

Goldstein BD, Malone S. 2013. Obfuscation Does Not Provide Comfort: Response to the Article by Fryzek et al on Hydraulic Fracturing and Childhood Cancer. *Journal of Occupational and Environmental Medicine* 55:1376-1378.

Graham J, Irving J, Tang X, Sellers S, Crisp J, Horwitz D, Muehlenbachs L, Krupnick A, Carey D. 2015. Increased traffic accident rates associated with shale gas drilling in Pennsylvania. *Accident Analysis & Prevention* 74:203-209.

Gross SA, Avens HJ, Banducci AM, Sahmel J, Panko JM, Tvermoes BE. 2013. Analysis of BTEX groundwater concentrations from surface spills associated with hydraulic fracturing operations. *Journal of the Air & Waste Management Association* 63:424-432.

Heilweil VM, Grieve PL, Hynek SA, Brantley SL, Salomon DK, Risser DW. 2015. Stream measurements locate thermogenic methane fluxes in discharging groundwater. *Environmental science & technology*.

Hill EL. 2013. Shale Gas Development and Infant Health: Evidence from Pennsylvania.

Hladik ML, Focazio MJ, Engle M. 2014. Discharges of produced waters from oil and gas extraction via wastewater treatment plants are sources of disinfection by-products to receiving streams. *Science of The Total Environment* 466:1085-1093.

Holland AA. 2013. Earthquakes Triggered by Hydraulic Fracturing in South-Central Oklahoma. *Bulletin of the Seismological Society of America* 103:1784-1792.

Hornbach MJ, DeShon HR, Ellsworth WL, Stump BW, Hayward C, Frohlich C, Oldham HR, Olson JE, Magnani MB, Brokaw C. 2015. Causal factors for seismicity near Azle, Texas. *Nature Communications* 6.

Horsley SB, Stout SL, DeCalesta DS. 2003. White-tailed deer impact on the vegetation dynamics of a northern hardwood forest. *Ecological Applications* 13:98-118.

Ingraffea AR, Wells MT, Santoro RL, Shonkoff SBC. 2014. Assessment and risk analysis of casing and cement impairment in oil and gas wells in Pennsylvania, 2000–2012. *Proceedings of the National Academy of Sciences*.

Jackson RB, Vengosh A, Carey JW, Davies RJ, Darrah TH, O'Sullivan F, Pétron G. 2014. The Environmental Costs and Benefits of Fracking. *Annual Review of Environment and Resources*.

Johnson JD, Graney JR. 2015. Fingerprinting Marcellus Shale waste products from Pb isotope and trace metal perspectives. *Applied Geochemistry* 60:104-115.

Johnson N. 2014. *Shale Oil and Gas Development: Potential Ecological Impacts in the Appalachians*. Health Effects Institute, Pittsburgh, PA.

Johnson N, Gagnolet T, Ralls R, Zimmerman E, Eichelberger B, Tracey C, Kreitler G, Orndorff S, Tomlinson J, Bearer S. 2010. *Pennsylvania Energy Impacts Assessment Report 1: Marcellus Shale Natural Gas and Wind*. Harrisburg, PA, US: The Nature Conservancy-Pennsylvania Chapter.

Kang M, Baik E, Miller AR, Bandilla K, Celia M. 2015. Effective permeabilities of abandoned oil and gas wells: Analysis of Data from Pennsylvania. *Environmental science & technology*.

Kang M, Kanno CM, Reid MC, Zhang X, Mauzerall DL, Celia MA, Chen Y, Onstott TC. 2014. Direct measurements of methane emissions from abandoned oil and gas wells in Pennsylvania. *Proceedings of the National Academy of Sciences* 111:18173-18177.

Kassotis CD, Tillitt DE, Davis JW, Hormann AM, Nagel SC. 2013. Estrogen and androgen receptor activities of hydraulic fracturing chemicals and surface and ground water in a drilling-dense region. *Endocrinology* 155:897-907.

King GE, King DE. 2013. Environmental Risk Arising From Well-Construction Failure--Differences Between Barrier and Well Failure and Estimates of Failure Frequency Across Common Well Types Locations and Well Age. *SPE Production & Operations* 28:323-344.

Llewellyn GT, Dorman F, Westland JL, Yoxtheimer D, Grieve P, Sowers T, Humston-Fulmer E, Brantley SL. 2015. Evaluating a groundwater supply contamination incident attributed to Marcellus Shale gas development. *Proceedings of the National Academy of Sciences* 112:6325-6330.

Longcore T, Rich C. 2004. Ecological light pollution. *Frontiers in Ecology and the Environment* 2:191-198.

Maryland Institute for Applied Environmental Health. 2014. Potential Public Health Impacts of Natural Gas Development and Production in the Marcellus Shale in Western Maryland. School of Public Health, University of Maryland. College Park.

McBroom M, Thomas T, Zhang Y. 2012. Soil erosion and surface water quality impacts of natural gas development in East Texas, USA. *Water* 4:944-958.

McCawley M. 2013. Air, Noise, and Light Monitoring Results. ETD-10 Project. West Virginia University School of Public Health. Morgantown, WV.

McDermott-Levy R, Kaktins N, Sattler B. 2013. Fracking, the environment, and health. *The American journal of nursing* 113:45-51.

McGarr A, Bekins B, Burkardt N, Dewey J, Earle P, Ellsworth W, Ge S, Hickman S, Holland A, Majer E, Rubinstein J, Sheehan A. 2015. Coping with earthquakes induced by fluid injection. *Science (New York, NY)* 347:830-831.

McKenzie LM, Guo R, Witter RZ, Savitz DA, Newman LS, Adgate JL. 2014. Birth Outcomes and Maternal Residential Proximity to Natural Gas Development in Rural Colorado. *Environmental health perspectives*.

McKenzie LM, Witter RZ, Newman LS, Adgate JL. 2012. Human health risk assessment of air emissions from development of unconventional natural gas resources. *Sci Total Environ* 424:79-87.

Mitchell AL, Tkacik DS, Roscioli JR, Herndon SC, Yacovitch TI, Martinez DM, Vaughn TL, Williams LL, Sullivan MR, Floerchinger C, Omara M, Subramanian R, Zimmerle D, Marchese AJ, Robinson AL. 2015. Measurements of Methane Emissions from Natural Gas Gathering Facilities and Processing Plants: Measurement Results. *Environmental science & technology*.

Molofsky LJ, Connor JA, Wylie AS, Wagner T, Farhat SK. 2013. Evaluation of Methane Sources in Groundwater in Northeastern Pennsylvania. *Groundwater* 51:333-349.

Moore CW, Zielinska B, Pétron G, Jackson RB. 2014. Air impacts of increased natural gas acquisition, processing, and use: A critical review. *Environmental science & technology*.

Muehlenbachs L, Krupnick A. 2013. *Shale Gas Development Linked to Traffic Accidents in Pennsylvania*. 185:Resources for the Future, Washington, DC.

Muehlenbachs L, Spiller E, Timmins C. 2013. *The Housing Market Impacts of Shale Gas Development*. RFF DP 13-39. Resources for the Future. Washington, DC.

National Research Council. 2013. *Induced Seismicity Potential in Energy Technologies*. The National Academies Press, Washington, DC.

National Research Council. 2014. Health Impact Assessment of Shale Gas Extraction: Workshop Summary. The National Academies Press, Washington, DC.

New York State Department of Environmental Conservation. 2015. Final Supplemental Generic Environmental Impact Statement On the Oil, Gas, and Solution Mining Regulatory Program: Regulatory Program for Horizontal Drilling and High-Volume Hydraulic Fracturing to Develop the Marcellus Shale and Other Low-Permeability Gas Reservoirs. NYSDEC. Albany, NY.

New York State Department of Health. 2014. A Public Health Review of High Volume Hydraulic Fracturing for Shale Gas Development. Albany, NY.

Occupational Safety and Health Administration. 2014. Hydraulic Fracturing and Flowback Hazards Other than Respirable Silica. OSHA 3763-12 2014. Available: <https://www.osha.gov/Publications/OSHA3763.pdf>.

Olmstead SM, Muehlenbachs LA, Shih J-S, Chu Z, Krupnick AJ. 2013. Shale gas development impacts on surface water quality in Pennsylvania. *Proceedings of the National Academy of Sciences* 110:4962-4967.

Ortega FB, Lee DC, Sui X, Kubzansky LD, Ruiz JR, Baruth M, Castillo MJ, Blair SN. 2010. Psychological well-being, cardiorespiratory fitness, and long-term survival. *American journal of preventive medicine* 39:440-448.

Osborn SG, Vengosh A, Warner NR, Jackson RB. 2011. Methane contamination of drinking water accompanying gas-well drilling and hydraulic fracturing. *proceedings of the National Academy of Sciences* 108:8172-8176.

PA DEP. 2010. Southwestern Pennsylvania Marcellus Shale Short-Term Ambient Air Sampling Report. Available: [http://www.dep.state.pa.us/dep/deputate/airwaste/aq/aqm/docs/Marcellus\\_SW\\_11-01-10.pdf](http://www.dep.state.pa.us/dep/deputate/airwaste/aq/aqm/docs/Marcellus_SW_11-01-10.pdf).

Papoulias DM, Velasco AL. 2013a. Histopathological Analysis of Fish from Acorn Fork Creek, Kentucky, Exposed to Hydraulic Fracturing Fluid Releases. *Southeastern Naturalist* 12:92-111.

Papoulias DM, Velasco AL. 2013b. Histopathological analysis of fish from Acorn Fork Creek, Kentucky, exposed to hydraulic fracturing fluid releases. *Southeastern Naturalist* 12:92-111.

Parker KM, Zeng T, Harkness J, Vengosh A, Mitch WA. 2014. Enhanced Formation of Disinfection By-Products in Shale Gas Wastewater-Impacted Drinking Water Supplies. *Environmental science & technology*.

Passchier-Vermeer W, Passchier WF. 2000. Noise exposure and public health. *Environmental health perspectives* 108 Suppl 1:123-131.



Paulik LB, Donald CE, Smith BW, Tidwell LG, Hobbie KA, Kincl L, Haynes EN, Anderson KA. 2015. Impact of Natural Gas Extraction on PAH Levels in Ambient Air. *Environmental science & technology* 49:5203-5210.

Peischl J, Ryerson TB, Aikin KC, de Gouw JA, Gilman JB, Holloway JS, Lerner BM, Nadkarni R, Neuman JA, Nowak JB, Trainer M, Warneke C, Parrish DD. 2015. Quantifying atmospheric methane emissions from the Haynesville, Fayetteville, and northeastern Marcellus shale gas production regions. *Journal of Geophysical Research: Atmospheres*:2014JD022697.

Pekney NJ, Veloski G, Reeder M, Tamilia J, Rupp E, Wetzel A. 2014. Measurement of atmospheric pollutants associated with oil and natural gas exploration and production activity in Pennsylvania's Allegheny National Forest. *Journal of the Air & Waste Management Association* 64:1062-1072.

Penning TM, Breysse PN, Gray K, Howarth M, Yan B. 2014. Environmental health research recommendations from the inter-environmental health sciences core center working group on unconventional natural gas drilling operations. *Environmental health perspectives*.

Pennsylvania Department of Conservation and Natural Resources (PA DCNR). 2014. Shale-Gas Monitoring Report. Harrisburg, PA. Available:

[http://dcnr.state.pa.us/cs/groups/public/documents/document/dcnr\\_20029147.pdf](http://dcnr.state.pa.us/cs/groups/public/documents/document/dcnr_20029147.pdf).

Perry SL. 2013. Using ethnography to monitor the community health implications of onshore unconventional oil and gas developments: examples from Pennsylvania's Marcellus Shale. *New solutions : a journal of environmental and occupational health policy* : NS 23:33-53.

Pétron G, Karion A, Sweeney C, Miller BR, Montzka SA, Frost GJ, Trainer M, Tans P, Andrews A, Kofler J, Helmig D, Guenther D, Dlugokencky E, Lang P, Newberger T, Wolter S, Hall B, Novelli P, Brewer A, Conley S, Hardesty M, Banta R, White A, Noone D, Wolfe D, Schnell R. 2014. A new look at methane and nonmethane hydrocarbon emissions from oil and natural gas operations in the Colorado Denver-Julesburg Basin. *Journal of Geophysical Research: Atmospheres* 119:2013JD021272.

Phan TT, Capo RC, Stewart BW, Graney JR, Johnson JD, Sharma S, Toro J. 2015. Trace metal distribution and mobility in drill cuttings and produced waters from Marcellus Shale gas extraction: uranium, arsenic, barium. *Applied Geochemistry*.

Public Health England, Kibble A, Cabianca T, Daraktchieva, Gooding T, Smithard J, Kowalczyk G, McColl N, Singh M, Vardoulakis S, Kamanyire R. 2013. Review of the Potential Public Health Impacts of Exposures to Chemical and Radioactive Pollutants as a Result of Shale Gas Extraction. PHE-CRCE-002. Public Health England. London, UK.

Rabinowitz P, Slizovskiy I. 2014. Proximity to Natural Gas Wells and Reported Health Status: Results of a Household Survey in Washington County, Pennsylvania. *Environmental health perspectives*.

- Rahm BG, Vedachalam S, Bertioia LR, Mehta D, Vanka VS, Riha SJ. 2015. Shale gas operator violations in the Marcellus and what they tell us about water resource risks. *Energy Policy* 82:1-11.
- Retzer KD, Hill RD, Pratt SG. 2013. Motor vehicle fatalities among oil and gas extraction workers. *Accident; analysis and prevention* 51:168-174.
- Rich AL, Crosby EC. 2013. Analysis of reserve pit sludge from unconventional natural gas hydraulic fracturing and drilling operations for the presence of technologically enhanced naturally occurring radioactive material (TENORM). *New solutions : a journal of environmental and occupational health policy* : NS 23:117-135.
- Rodriguez RS, Soeder DJ. 2015. Evolving water management practices in shale oil and gas development. *Journal of Unconventional Oil and Gas Resources*.
- Rowan E, Engle M, Kirby C, Kraemer T. 2011. Radium content of oil-and gas-field produced waters in the Northern Appalachian basin (USA)—Summary and discussion of data. *US Geological Survey Scientific Investigations Report* 5135:31.
- Rowan EL, Engle MA, Kraemer TF, Schroeder KT, Hammack RW, Doughten MW. 2015. Geochemical and isotopic evolution of water produced from Middle Devonian Marcellus Shale gas wells, Appalachian Basin, Pennsylvania. *AAPG Bulletin*.
- Roy AA, Adams PJ, Robinson AL. 2014. Air pollutant emissions from the development, production, and processing of Marcellus Shale natural gas. *Journal of the Air & Waste Management Association* 64:19-37.
- Saberi P, Propert KJ, Powers M, Emmett E, Green-McKenzie J. 2014. Field survey of health perception and complaints of pennsylvania residents in the marcellus shale region. *Int J Environ Res Public Health* 11:6517-6527.
- Segerstrom SC, Miller GE. 2004. Psychological stress and the human immune system: a meta-analytic study of 30 years of inquiry. *Psychological bulletin* 130:601.
- Sexton K. 2012. Cumulative risk assessment: An overview of methodological approaches for evaluating combined health effects from exposure to multiple environmental stressors. *International journal of environmental research and public health* 9:370-390.
- Shank MK. 2013. The Pennsylvania State University,
- Siegel DI, Azzolina NA, Smith BJ, Perry AE, Bothun RL. 2015. Methane Concentrations in Water Wells Unrelated to Proximity to Existing Oil and Gas Wells in Northeastern Pennsylvania. *Environmental science & technology*.
- Skoumal RJ, Brudzinski MR, Currie BS. 2015. Earthquakes Induced by Hydraulic Fracturing in Poland Township, Ohio. *Bulletin of the Seismological Society of America*.

Slovic P. 1987. Perception of risk. *Science* (New York, NY) 236:280-285.

Smith DR, Snyder CD, Hitt NP, Young JA, Faulkner SP. 2012. ENVIRONMENTAL REVIEWS AND CASE STUDIES: Shale Gas Development and Brook Trout: Scaling Best Management Practices to Anticipate Cumulative Effects. *Environmental Practice* 14:366-381.

South West Pennsylvania Environmental Health Project (SWPA EHP). 2013. Health Issues and Concerns Related to Unconventional Gas Development. SWPA-EHP.

Souther S, Tingley MW, Popescu VD, Hayman DTS, Ryan ME, Graves TA, Hartl B, Terrell K. 2014. Biotic impacts of energy development from shale: research priorities and knowledge gaps. *Frontiers in Ecology and the Environment* 12:330-338.

Stacy SL, Brink LL, Larkin JC, Sadovsky Y, Goldstein BD, Pitt BR, Talbott EO. 2015. Perinatal Outcomes and Unconventional Natural Gas Operations in Southwest Pennsylvania. *PLoS ONE* 10:e0126425.

Stearman LW, Adams G, Adams R. 2014. Ecology of the redbfin darter and a potential emerging threat to its habitat. *Environmental Biology of Fishes*:1-13.

Steinzor N, Subra W, Sumi L. 2012. Gas patch roulette: how shale gas development risks public health in Pennsylvania. *Earthworks Oil and Gas Accountability Project*.

Steinzor N, Subra W, Sumi L. 2013. Investigating links between shale gas development and health impacts through a community survey project in Pennsylvania. *New solutions : a journal of environmental and occupational health policy* : NS 23:55-83.

Stringfellow WT, Domen JK, Camarillo MK, Sandelin WL, Borglin S. 2014. Physical, chemical, and biological characteristics of compounds used in hydraulic fracturing. *Journal of Hazardous Materials* 275:37-54.

Stroud Water Research Center. 2013. Ecotoxicity study for mayflies exposed to ambient stream water from the upper Delaware River Basin, reference toxicant, and to produced-water from natural gas drilling. Avondale, PA. Available:  
<http://www.nj.gov/drbc/library/documents/naturalgas/StroudStudyFinal082113.pdf>.

Subramanian R, Williams LL, Vaughn TL, Zimmerle D, Roscioli JR, Herndon SC, Yacovitch TI, Floerchinger C, Tkacik DS, Mitchell AL, Sullivan MR, Dallmann TR, Robinson AL. 2015. Methane Emissions from Natural Gas Compressor Stations in the Transmission and Storage Sector: Measurements and Comparisons with the EPA Greenhouse Gas Reporting Program Protocol. *Environmental science & technology*.

Swarthout RF, Russo RS, Zhou Y, Miller BM, Mitchell B, Horsman E, Lipsky E, McCabe DC, Baum E, Sive BC. 2015. Impact of Marcellus Shale Natural Gas Development in Southwest

Pennsylvania on Volatile Organic Compound Emissions and Regional Air Quality. Environmental science & technology.

Thomas EH, Brittingham MC, Stoleson SH. 2014. Conventional oil and gas development alters forest songbird communities. *The Journal of Wildlife Management* 78:293-306.

Tomei G, Fioravanti M, Cerratti D, Sancini A, Tomao E, Rosati MV, Vacca D, Palitti T, Di Famiani M, Giubilati R, De Sio S, Tomei F. 2010. Occupational exposure to noise and the cardiovascular system: a meta-analysis. *The Science of the total environment* 408:681-689.

U.S. Department of Labor. 2014. Fatal and Nonfatal Occupational Injuries and Illnesses in the Oil and Gas Industry. Available: <http://www.bls.gov/iif/oshwc/cfoi/osar0018.htm>.

U.S. Environmental Protection Agency. 2012. EPA's Air Rules for the Oil & Natural Gas Industry: Summary of Key Changes to the New Source Performance Standards.

U.S. Environmental Protection Agency. 2014a. White paper: Oil and Natural Gas Sector Compressors. 1 of 5. Available: <http://www.epa.gov/airquality/oilandgas/pdfs/20140415compressors.pdf>.

U.S. Environmental Protection Agency. 2014b. White paper: Oil and Natural Gas Sector Hydraulically Fractured Oil Well Completions and Associated Gas during Ongoing Production. 2 of 5. Available: <http://www.epa.gov/airquality/oilandgas/pdfs/20140415completions.pdf>.

U.S. Environmental Protection Agency. 2014c. White paper: Oil and Natural Gas Sector Leaks. 3 of 5. Available: <http://www.epa.gov/airquality/oilandgas/pdfs/20140415leaks.pdf>.

U.S. Environmental Protection Agency. 2014d. White paper: Oil and Natural Gas Sector Liquids Unloading Processes. 4 of 5. Available: <http://www.epa.gov/airquality/oilandgas/pdfs/20140415liquids.pdf>.

U.S. Environmental Protection Agency. 2014e. White paper: Oil and Natural Gas Sector Pneumatic Devices. 5 of 5. Available: <http://www.epa.gov/airquality/oilandgas/2014papers/20140415pneumatic.pdf>.

U.S. Environmental Protection Agency. 2015. Assessment of the Potential Impacts of Hydraulic Fracturing for Oil and Gas on Drinking Water Resources: External Review Draft. Washington, DC.

Veil J. 2015. U.S. Produced Water Volumes and Management Practices in 2012. Ground Water Protection Council. Available: [http://www.gwpc.org/sites/default/files/Produced%20Water%20Report%202014-GWPC\\_0.pdf](http://www.gwpc.org/sites/default/files/Produced%20Water%20Report%202014-GWPC_0.pdf).

Vidic RD, He C, Zhang T, Zheng X, Li Y. 2014. Management of Marcellus Shale Produced Water in Pennsylvania: A Review of Current Strategies and Perspectives. *Energy Technology*.

- Vinciguerra T, Yao S, Dadzie J, Chittams A, Deskins T, Ehrman S, Dickerson RR. 2015. Regional air quality impacts of hydraulic fracturing and shale natural gas activity: Evidence from ambient VOC observations. *Atmospheric Environment* 110:144-150.
- Waldner CL. 2008a. The association between exposure to the oil and gas industry and beef calf mortality in Western Canada. *Arch Environ Occup Health* 63:220-240.
- Waldner CL. 2008b. Western Canada study of animal health effects associated with exposure to emissions from oil and natural gas field facilities. Study design and data collection I. Herd performance records and management. *Arch Environ Occup Health* 63:167-184.
- Waldner CL. 2008c. Western Canada study of animal health effects associated with exposure to emissions from oil and natural gas field facilities. Study design and data collection II. Location of study herds relative to the oil and gas industry in Western Canada. *Arch Environ Occup Health* 63:187-199.
- Waldner CL. 2008d. Western Canada study of animal health effects associated with exposure to emissions from oil and natural gas field facilities. Study design and data collection III. Methods of assessing animal exposure to contaminants from the oil and gas industry. *Arch Environ Occup Health* 63:201-219.
- Waldner CL, Clark EG. 2009. Association between exposure to emissions from the oil and gas industry and pathology of the immune, nervous, and respiratory systems, and skeletal and cardiac muscle in beef calves. *Arch Environ Occup Health* 64:6-27.
- Waldner CL, Stryhn H. 2008. Risk of nonpregnancy, risk of disposal for pregnant cows, and duration of the calving interval in cow-calf herds exposed to the oil and gas industry in Western Canada. *Arch Environ Occup Health* 63:241-261.
- Warner NR, Christie CA, Jackson RB, Vengosh A. 2013. Impacts of shale gas wastewater disposal on water quality in western Pennsylvania. *Environmental science & technology* 47:11849-11857.
- Weber JG, Burnett J, Xiarchos IM. 2014. Shale Gas Development and Housing Values over a Decade: Evidence from the Barnett Shale. USAEE Working Paper No. 14-165.
- Weltman-Fahs M, Taylor JM. 2013. Hydraulic Fracturing and Brook Trout Habitat in the Marcellus Shale Region: Potential Impacts and Research Needs. *Fisheries* 38:4-15.
- Williams H, Havens D, Banks K, Wachal D. 2008. Field-based monitoring of sediment runoff from natural gas well sites in Denton County, Texas, USA. *Environmental Geology* 55:1463-1471.
- Wilson J, Wang Y, VanBriesen J. 2014. Sources of High Total Dissolved Solids to Drinking Water Supply in Southwestern Pennsylvania. *Journal of Environmental Engineering* 140:B4014003.

Wilson JM, VanBriesen JM. 2012. Oil and gas produced water management and surface drinking water sources in Pennsylvania. *Environmental Practice* 14:288-300.

Witter RZ, McKenzie L, Stinson KE, Scott K, Newman LS, Adgate J. 2013. The use of health impact assessment for a community undergoing natural gas development. *American journal of public health* 103:1002-1010.

Wright RJ, Cohen RT, Cohen S. 2005. The impact of stress on the development and expression of atopy. *Current opinion in allergy and clinical immunology* 5:23-29.

Wright RJ, Cohen S, Carey V, Weiss ST, Gold DR. 2002. Parental stress as a predictor of wheezing in infancy: a prospective birth-cohort study. *American journal of respiratory and critical care medicine* 165:358-365.

Wright RJ, Rodriguez M, Cohen S. 1998. Review of psychosocial stress and asthma: an integrated biopsychosocial approach. *Thorax* 53:1066-1074.

Zavala-Araiza D, Allen DT, Harrison M, George FC, Jersey GR. 2015. Allocating Methane Emissions to Natural Gas and Oil Production from Shale Formations. *ACS Sustainable Chemistry & Engineering*.

Ziemkiewicz P, Quaranta J, Darnell A, Wise R. 2014. Exposure pathways related to shale gas development and procedures for reducing environmental and public risk. *Journal of Natural Gas Science and Engineering* 16:77-84.

Ziemkiewicz PF, He TY. 2015. Evolution of water chemistry during Marcellus Shale gas development: A case study in West Virginia. *Chemosphere* 134:224-231.



**HEI**

**APPENDIX D: GLOSSARY**

**SCIENTIFIC COMMITTEE ON UNCONVENTIONAL OIL AND GAS  
DEVELOPMENT IN THE APPALACHIAN BASIN**

## GLOSSARY

#

**21st century oil and gas development (OGD)** - The onshore development and production of oil and natural gas from unconventional resources in the Appalachian Basin as practiced today, recognizing that current industry practices continue to change in response to evolving technologies, regulations, and other factors.

A

**Abandon** - To cease producing oil or gas from a well when it becomes unprofitable. Usually, when a well is abandoned, some of the casing is removed and salvaged and one or more cement plugs are placed in the borehole to prevent migration of fluids between the various formations. In many States, abandonment must be approved by an official regulatory agency before being undertaken.

**Air toxics** - A list of 186 hazardous air pollutants is specified in the Clean Air Act Amendments of 1990. The list includes VOCs such as benzene, formaldehyde, and other pollutants, such as diesel PM.

**Appalachian basin** -

A geologic structure extending from Alabama northward to New York. Oil and gas have been extracted from this structure since the 19th century, starting with the first commercial gas well drilled in the United States, in Fredonia, New York, in 1821, and the first commercial oil well, near Titusville, Pennsylvania, in 1859.

B

**Basin** - A synclinal structure in the subsurface, formerly the bed of an ancient sea. Because it is composed of sedimentary rock and its contours provide traps for petroleum, a basin is a good prospect for exploration. For example, the Permian Basin in West Texas is a major oil producer.

**Barnett shale** - Hydrocarbon-producing geological formation consisting of sedimentary rocks and stretching from the Dallas–Fort Worth metroplex west and south, covering 5,000 square miles.

**Blowout** - an uncontrolled flow of gas, oil, or other well fluids from the well.

**Brine**- Water containing more dissolved inorganic salt than typical seawater.

C

**Casing** - Heavy steel pipe placed in an open hole and cemented into place. Casing is designed to withstand high pressures, large tensile loads and resist chemical reaction and corrosion. A casing string refers to a series of connected segments of casing or pipe that serves to prevent the hole from caving, keep the fluids inside the casing string from migrating to porous formations, prevent unwanted fluids from entering the hole, and protect fresh water aquifers.

**Cement plug** - A portion of cement placed at some point in the wellbore to seal it.

**Chemical stressor** – A chemical agent (e.g., benzene) that might harm an organism, depending on the level of exposure.

**Climate forcers**- Gases or particles that alter the earth's energy balance by absorbing or reflecting solar radiation.

**Coalbed methane (CBM)** - Coalbed methane is a form of natural gas generated by and extracted from coal beds. In recent decades it has become an important source of energy in the United States and other countries.

**Completion operations** - Work performed in an oil or gas well after the well has been drilled to the point at which the production string of casing is to be set. This work includes setting the casing, perforating, artificial stimulation, production testing, and equipping the well for production, all prior to the commencement of the actual production of oil or gas in paying quantities, or in the case of an injection or service well, prior to when the well is plugged and abandoned.

**Compressor station** – Any combination of facilities that supply the energy to move gas in transmission or distribution lines or into storage by increasing the pressure. Compressor stations might include equipment to remove liquids, particles, and other impurities from the natural gas, which are disposed of or sold as desired.

**Conductor casing** - A short string of large-diameter casing used offshore and in marshy locations to keep the top of the wellbore open and to provide a means of conveying the up-flowing drilling fluid from the wellbore to the mud pit.

**Conventional oil and gas formation** – A formation with relatively high permeability, in which the oil or gas has migrated to a natural reservoir and is held there by a rock unit that prevents further migration. When tapped, oil or gas from conventional formations flows readily into wellbores.

**Conventional oil and natural gas production** - Crude oil and/or natural gas that is produced by a well drilled into a geologic formation in which the reservoir and fluid characteristics permit the oil and/or natural gas to readily flow to the wellbore.

**Cuttings** – see “Drill Cuttings”

D

**Deep-well injection** – A technique in which wastewater, typically produced waters from the petroleum formation and flowback from the fracturing operation, is injected back into the Earth for storage, often in underground injection control (IUC) wells.

**Dehydrator** - removes water from natural gas

**Development phase** – The phase of petroleum operations that occurs after exploration has proven successful, and before full-scale production. For the purposes of this report, development includes exploration, site preparation, vertical and horizontal drilling, hydraulic fracturing, well completion in preparation for production, and associated waste management.

**Drill cuttings**- Fragments of rock dislodged by the drill bit and brought to the surface in the drilling mud. Washed and dried cuttings samples are analyzed by geologists to obtain information about the formations drilled.

**Drilling mud or drilling fluid**: circulating fluid, one function of which is to lift cuttings out of the wellbore and to the surface. It also serves to cool the bit and to counteract downhole formation pressure.

**Drill rig** - The machine used to drill a wellbore. In onshore operations, the rig includes virtually everything except living quarters. Major components of the rig include the mud tanks, the mud pumps, the derrick or mast, the drawworks, the rotary table or topdrive, the drillstring, the power generation equipment and auxiliary equipment.

**Dry gas** – Gas produced from a well that produces little or no gas condensate or reservoir liquids.

## F

**Field** - An accumulation, pool, or group of pools of hydrocarbons or other mineral resources in the subsurface. A hydrocarbon field consists of a reservoir with trapped hydrocarbons covered by an impermeable sealing rock, or trapped by hydrostatic pressure.

**Formation** - A body of rock strata, of intermediate rank in the hierarchy of lithostratigraphic units, which is unified with respect to adjacent strata by consisting dominantly of a certain lithologic type, or by possessing other unifying lithologic features.

**Formation fluid** - Fluid (such as gas, oil, or water) that exists in a subsurface formation.

**Flare** – A tall stack equipped with burners used as a safety device at wellheads, refining facilities, gas processing plants, and chemical plants. Flares are used for the combustion and disposal of combustible gases. The gases are piped to a remote, usually elevated, location and burned in an open flame in the open air using a specially designed burner tip, auxiliary fuel, and steam or air. Combustible gases are flared most often due to emergency relief, overpressure, process upsets, startups, shutdowns, and other operational safety reasons. Natural gas that is uneconomical for sale is also flared. Often natural gas is flared as a result of the unavailability of a method for transporting such gas to markets.

**Flowback water:** the mixture of drilling mud, fracturing fluids, produced water, oil, gas, salts, heavy metals, and natural gas liquids that comes out of a well after hydraulic fracturing.

**Frac pumps:** A high-pressure, high-volume pump used in hydraulic fracturing treatments (Schlumberger 2015).

**Fracturing fluid:** The water and chemical additives used to hydraulically fracture the reservoir rock, and proppant (typically sand or ceramic beads) pumped into the fractures to keep them from closing once the pumping pressure is released.

**Fugitive emission** – Intentional or unintentional release of volatile chemicals during extraction, processing and delivery of fossil fuels to the point of final use.

## G

**Gas** - Also referred to as natural gas, is a naturally occurring hydrocarbon gas mixture consisting primarily of methane with up to 20 percent of other hydrocarbons as well as impurities in varying amounts.

**Gas condensate** - Hydrocarbon liquid dissolved in saturated natural gas that comes out of solution when the pressure drops below the dewpoint.

**Gas reservoir** - A subsurface accumulation of hydrocarbons primarily in the gas phase that is contained in porous or fractured rock formations.

**Gas well** – A well completed for the production of natural gas from one or more gas zones or reservoirs. Such wells contain no completion for the production of crude oil.

**Gathering pipeline** - A pipeline, usually of small diameter, used in gathering crude oil or natural gas from a well or well field to a point on a main pipeline.

H

**Habitat fragmentation** - Breaking up a contiguous area of habitat as a result of land uses such as roads, pipelines, and other pathways.

**Habitat loss** - The direct loss of habitat due to the footprint of well pads and other infrastructure.

**Horizontal or directional drilling** - Deviation of a wellbore from vertical toward a horizontal inclination in order to intersect targeted fractures and/or maximize contact with a productive formation.

**Hydraulic fracturing** - A process to propagate fissures in a subsurface rock layer with the injection of pressurized fluid through a wellbore, especially to extract oil or gas.

**Hydrocarbons** - Organic compounds of hydrogen and carbon, whose densities, boiling points, and freezing points increase as their molecular weights increase. Although composed of only two elements, hydrocarbons exist in a variety of compounds because of the strong affinity of the carbon atom for other atoms and for itself. The smallest molecules of hydrocarbons are gaseous; the largest are solid.

I

**Impact** - Adverse changes that might harm human health and well-being, communities near oil and gas development, ecological health, or the environment

**Induced seismicity** – Earthquakes related to human activities. Events are typically small in magnitude and intensity of shaking.

L

**Liquids unloading** - Removal of accumulated fluids from mature gas wells to maintain production.

M

**Marcellus formation** – An organic carbon-rich black shale which underlies an area of approximately 95,000 mile<sup>2</sup> along the Appalachian basin.

**Mud** – See “Drilling mud”

N

**Natural gas** - See also "gas." Hydrocarbons that exist as a gas or vapor at ordinary pressure and temperature. Methane is the most important, but ethane, propane, and others may be present. Common

impurities include nitrogen, carbon dioxide, and hydrogen sulfide. Natural gas may occur alone or associated with oil.

**Natural gas field** - A region or area that possesses or is characterized by natural gas.

**Natural gas liquids:** Those hydrocarbons in natural gas that are separated from the gas as liquids through the process of absorption, condensation, adsorption, or other methods in gas processing or cycling plants. Natural gas liquids include natural gas plant liquids (primarily ethane, propane, butane, and isobutane) and lease condensate (primarily pentanes produced from natural gas at lease separators and field facilities).

**NORM (naturally occurring radioactive materials)** - materials typically found in certain types of barium or strontium scales that may be deposited in the wellbore or production tubulars.

O

**Oil** - A naturally occurring complex liquid hydrocarbon, which after distillation and removal of impurities yields a range of combustible fuels, petrochemicals, and lubricants. Crude oil refers to oil as it emerges from a well but before refining or distillation.

**Oil/Gas field** - The surface area overlying an oil/gas reservoir or reservoirs. Commonly, the term includes not only the surface area but also the reservoir, wells, and production equipment.

**Oil wells** - A well completed for the production of crude oil from at least one oil zone or reservoir.

**Open hole** - The uncased portion of a well. All wells, at least when first drilled, have openhole sections that the well planner must contend with. Prior to running casing, the well planner must consider how the drilled rock will react to drilling fluids, pressures and mechanical actions over time. The strength of the formation must also be considered. A weak formation is likely to fracture, causing a loss of drilling mud to the formation and, in extreme cases, a loss of hydrostatic head and potential well control problems. An extremely high-pressure formation, even if not flowing, may have wellbore stability problems. Once problems become difficult to manage, casing must be set and cemented in place to isolate the formation from the rest of the wellbore. While most completions are cased, some are open, especially in horizontal or extended-reach wells where it may not be possible to cement casing efficiently.

**Orphaned well** – Orphaned wells have no known or solvent owner and may or may not be capable of further production.

P

**Particulate matter**- A small, discrete mass of solid or liquid matter that remains individually dispersed in gas or liquid emissions. Particulates take the form of aerosol, dust, fume, mist, smoke, or spray. Each of these forms has different properties.

**Perforate** - To pierce the casing wall and cement to provide holes through which formation fluids may enter or to provide holes in the casing so that material may be introduced into the annulus between the casing and the wall of the borehole. Perforating is accomplished by lowering into the well a perforating gun, or perforator, that fires bullets or 'g' shaped charges that are electrically detonated from the surface.

**Permeability** - A measure of the ease with which fluids can flow through a porous rock.



**Physical agents** – include dust, silica, radiation, and vibration.

**Physical hazards** – include fall hazards, heat stress, traffic accidents, and other incidents that may cause illness or disease not related to chemical or sensory stressors, or physical agents.

**Play** - An area in which hydrocarbon accumulations or prospects of a given type occur. For example the shale gas plays in North America include the Barnett, Eagle Ford, Fayetteville, Haynesville, Marcellus, and Woodford, among many others.

**Potable water** – Water suitable for drinking.

**Porosity** - The quality or state of possessing pores (as a rock formation). The ratio of the volume of interstices of a substance to the volume of its mass.

**Produced water:** Naturally-occurring water from the geologic formation that flows out of the well after fracturing. Produced water contains salts, heavy metals, leached minerals, dissolved solids, naturally-occurring radiation and other compounds.

**Production** - The phase of the petroleum industry that deals with bringing the well fluids to the surface and separating them and with storing, gauging, and otherwise preparing the product for distribution. For the purposes of this report, production includes extraction, gathering, processing, and compression of gas; extraction and processing of oil and gas condensates; management of produced water and other wastes; and operation of gathering pipelines.

**Production casing** - The last string of casing or liner that is set in a well, inside of which is usually suspended the tubing string.

**Proppant (Propping agent)**- a granular substance (silica sand, aluminum pellets, or other material) that is carried in suspension by the fracturing fluid and that serves to keep the cracks open when fracturing fluid is withdrawn after a fracture treatment.

R

**Reclamation (Restoration)** – Restoring a well pad, road, or other landscape impacted by OGD to its original condition.

**Recoverability** - The condition of being physically, technologically, and economically extractable. Recovery rates and recovery factors may be determined or estimated for coal resources without certain knowledge of their economic minability; therefore, the availability of recovery rates or factors does not predict recoverability.

**Reserves** - Are those quantities of petroleum anticipated to be commercially recoverable by application of development projects to known accumulations from a given date forward under defined conditions. Reserves must further satisfy four criteria - they must be discovered, recoverable, commercial, and remaining (as of the evaluation date) based on the development project(s) applied.

**Reservoir** - A subsurface, porous, permeable rock body in which oil or gas or both are stored. Most reservoir rocks are limestones, dolomites, sandstones, or a combination of these. The three basic types of hydrocarbon reservoirs are oil, gas, and condensate.

**Rig** – See “Drill Rig”

## S

**Sediment** - The matter that settles to the bottom of a liquid; also called tank bottoms, basic sediment, and so forth.

**Sensory stressors** – include odor, noise, and light.

**Separator** - An item of production equipment used to separate the liquid components of the well stream from the gaseous elements. Separators are vertical or horizontal and are cylindrical or spherical in shape. Separation is accomplished principally by gravity, the heavier liquids falling to the bottom and the gas rising to the top. A float valve or other liquid-level control regulates the level of oil in the bottom of the separator.

**Shale** - A type of sedimentary rock. Because oil and gas are tightly bound within the shale, operators almost always need hydraulic fracturing or another stimulation method to increase the shale's permeability so oil and gas can flow out of the well.

**Shale gas** - Shale gas refers to natural gas that can be generated and trapped within shale units.

**Source rock** - Rocks containing relatively large amounts of organic matter that is transformed into hydrocarbons.

**Strata** - Layers of sedimentary rock.

**Stray gas** - Gas contained in the geologic formation outside the wellbore that may be mobilized by drilling and/or hydraulic fracturing or may migrate naturally along fractures or enter an uncased (in bedrock) drinking-water well.

**Stressor** - Changes to the environment that might lead to adverse impacts

**Super-emitter** - Facilities with temporary abnormally high emissions, caused by an equipment malfunction, accident, operator error, or some other unintended failure of a process to operate in a normal or usual manner

## T

**Tight gas** - Natural gas trapped in a highly mixed mineralogy sandstone, shale, or limestone formations which has very low permeability and porosity. While conventional natural gas accumulations, once drilled, contain gas that can usually be extracted quite readily and easily, a great deal more effort, including hydraulic fracturing, has to be put into extracting gas from a tight formation.

**Tight rock** - Describing a relatively impermeable reservoir rock from which hydrocarbon production is difficult. Reservoirs can be tight because of smaller grains or matrix between larger grains, or they might be tight because they consist predominantly of silt- or clay-sized grains, as is the case for shale reservoirs

## U

**Unconventional hydrocarbon formation** - A formation with relatively low permeability (e.g., the Marcellus and Utica shales), in which the oil or gas does not flow readily into wellbores without the application of a well-stimulation technique, such as hydraulic fracturing.

**Unconventional oil and natural gas production** - An umbrella term for oil and natural gas that is produced by means that do not meet the criteria for conventional production. See Conventional oil and natural gas production. Note - What has qualified as "unconventional" at any particular time is a complex interactive function of resource characteristics, the available exploration and production technologies, the current economic environment, and the scale, frequency, and duration of production from the resource. Perceptions of these factors inevitably change over time and they often differ among users of the term.

V

**Vented gas** – Gas released into the air on the production site or at processing plants.

**Volatile** - Readily vaporizable.

W

**Waste impoundment**- A man-made excavation or diked area for the retention of waste fluids.

**Well-being** - There is no consensus around a single definition of well-being, but there is general agreement that at minimum, well-being includes the presence of positive emotions and moods (e.g., contentment, happiness), the absence of negative emotions (e.g., depression, anxiety), satisfaction with life, fulfillment and positive functioning. In simple terms, well-being can be described as judging life positively and feeling good. For public health purposes, physical well-being (e.g., feeling very healthy and full of energy) is also viewed as critical to overall well-being.

**Wellbore** - A borehole; the hole drilled by the bit.

**Wellbore integrity** - means that gas and fluid from outside or inside (e.g., injected or produced fluid) the wellbore do not unintentionally enter or migrate from one point to another along the wellbore, especially into drinking water aquifers or the atmosphere.

**Well stimulation** - A treatment performed to restore or enhance the productivity of a well. Stimulation treatments fall into two main groups, hydraulic fracturing treatments and matrix treatments. Fracturing treatments are performed above the fracture pressure of the reservoir formation and create a highly conductive flow path between the reservoir and the wellbore. Matrix treatments are performed below the reservoir fracture pressure and generally are designed to restore the natural permeability of the reservoir following damage to the near-wellbore area. Stimulation in shale gas reservoirs typically takes the form of hydraulic fracturing treatments.

**Well completion** - The activities and methods necessary to prepare a well for the production of oil and gas; the method by which a flow line for hydrocarbons is established between the reservoir and the surface. The method of well completion used by the operator depends on the individual characteristics of the producing formation or formations. These techniques include open-hole completions, conventional perforated completions, sand-exclusion completions, tubingless completions, multiple completions, and miniaturized completions.

**Wellhead** - The equipment used to maintain surface control of a well, including the casing head (i.e., heavy, flanged steel fitting connected to the first string of casing), tubing head (i.e., a flanged fitting that supports the tubing string, seals off pressure between the casing and the outside of the tubing, and provides a connection that supports the Christmas tree), and Christmas tree (i.e., e control valves, pressure

gauges, and chokes assembled at the top of a well to control flow of oil and/or gas after the well has been drilled and completed).

**Well pad:** a central location for the wells and equipment. A well pad may be several acres in size. Operators often place multiple wells on a single well pad.

**Well stimulation** - Any of several operations used to increase the production of a well.

**Wet gas** - Natural gas that contains less methane (typically less than 85% methane) and more ethane and other more complex hydrocarbons.

DRAFT

## REFERENCES

- Allen DT. 2014. Atmospheric emissions and air quality impacts from natural gas production and use. Annual review of chemical and biomolecular engineering 5:55-75.
- Centers for Disease Control and Prevention. 2013. Health-Related Quality of Life (HRQOL): Well-being Concepts. Available from <http://www.cdc.gov/hrqol/wellbeing.htm>.
- Interstate Oil and Gas Compact Commission. 2009. Orphaned & Abandoned Wells: Innovative Solutions.
- Michigan Department of Environmental Quality. 2013. Hydraulic Fracturing of Oil and Gas Wells in Michigan. Available from [http://www.michigan.gov/documents/deq/Hydraulic\\_Fracturing\\_In\\_Michigan\\_423431\\_7.pdf](http://www.michigan.gov/documents/deq/Hydraulic_Fracturing_In_Michigan_423431_7.pdf).
- National Research Council. 2013. Induced Seismicity Potential in Energy Technologies. The National Academies Press, Washington, DC.
- Occupational Safety and Health Administration. 2001. Glossary of Terms; c2001 Petex. Available from [https://www.osha.gov/SLTC/etools/oilandgas/glossary\\_of\\_terms/glossary\\_of\\_terms\\_a.html](https://www.osha.gov/SLTC/etools/oilandgas/glossary_of_terms/glossary_of_terms_a.html). Accessed July 23, 2015.
- Government Accountability Office. 2014. EPA Program to Protect Underground Sources from Injection of Fluids Associated with Oil and Gas Production Needs Improvement.
- Schlumberger. 2015. Oilfield Glossary. Available from <http://www.glossary.oilfield.slb.com/>. Accessed July 23, 2015.
- The Geological Society of America. 2015. GSA Critical Issues: Hydraulic Fracturing Glossary. Available from <http://www.geosociety.org/criticalissues/hydraulicFracturing/glossary.asp>. Accessed July 23, 2015.
- U.S. Energy Information Administration. 2015. Glossary. Available from <http://www.eia.gov/tools/glossary/index.cfm?id=A>. Accessed July 23, 2015.
- U.S. Environmental Protection Agency. 2013. Original list of hazardous air pollutants. Available from <http://www.epa.gov/ttn/atw/188polls.html>. Accessed July 23, 2015.
- U.S. Environmental Protection Agency. 2014. White paper: Oil and Natural Gas Sector Liquids Unloading Processes. 4 of 5. Available from <http://www.epa.gov/airquality/oilandgas/pdfs/20140415liquids.pdf>.
- U.S. Geological Survey. 2014. Energy Glossary & Acronym List. Available from <http://energy.usgs.gov/GeneralInfo/HelpfulResources/EnergyGlossary.aspx>.
- Zavala-Araiza D, Lyon D, Alvarez RA, Palacios V, Harriss R, Lan X, Talbot R, Hamburg SP. 2015. Toward a Functional Definition of Methane Super-Emitters: Application to Natural Gas Production Sites. Environmental science & technology 49:8167-8174.

**HEI**

**APPENDIX E: BIOGRAPHICAL SKETCHES**

**SCIENTIFIC COMMITTEE ON UNCONVENTIONAL OIL AND GAS  
DEVELOPMENT IN THE APPALACHIAN BASIN**



---

## BIOGRAPHICAL SKETCHES

---

### HEI Special Scientific Committee on Unconventional Oil and Gas Development

---

George M. Hornberger (chair), *Vanderbilt University*

Alison C. Cullen, *University of Washington*

Jeffrey J. Daniels, *Ohio State University*

Alan M. Ducatman, *West Virginia University*

John K. Jackson, *Stroud Water Research Institute*

William (Bill) M. Kappel, *Hydrogeologist Emeritus, U.S. Geological Survey*

Richard (Rick) S. Krannich, *Utah State University*

Vince Matthews, *Principal of Leadville Geology; former State Geologist of Colorado*

Allen L. Robinson, *HEI Research Committee and Carnegie Mellon University*

Dale P. Sandler, *National Institute of Environmental Health Sciences*

Susan L. Stout, *Federal Liaison, United States Department of Agriculture Forest Service*

Deborah L. Swackhamer, *University of Minnesota*

Junfeng (Jim) Zhang, *Duke University*

---

### Special Advisors to the Committee:

---

Bernard Goldstein, *University of Pittsburgh,*

Alan Krupnick, *Resources for the Future,*

Michael E. Parker, *Parker Environmental and Consulting, LLC*

---

## COMMITTEE MEMBERS

**George M. Hornberger** (Chair) is Distinguished Professor of Civil and Environmental Engineering and Earth and Environmental Science at Vanderbilt University. He is also Director of the Vanderbilt Institute for Energy and the Environment. He has a shared appointment as the Craig E. Philip Professor of Engineering and as Professor of Earth and Environmental Sciences. He previously was a professor at the University of Virginia for many years where he held the Ernest H. Ern Chair of Environmental Sciences. He also has been a visiting scholar at the Australian National University, Lancaster University, Stanford University, the United States Geological Survey (USGS), the University of Colorado, and the University of California at Berkeley. His research is aimed at understanding complex water-energy-climate interrelationships and at how hydrological processes affect the transport of dissolved and suspended constituents through catchments and aquifers. Dr. Hornberger is a fellow of the American Geophysical Union (AGU), a fellow of the Geological Society of America, and a fellow of the Association for Women in Science. He was President of the Hydrology Section of AGU from 2006-2008. He was a member of the Nuclear Waste Technical Review Board (a Presidential appointment) from April 2004 through August 2012. In 1996 he was elected to the National Academy of Engineering. He has served on numerous boards and committees of the National Academies, including as chair of the Commission on Geosciences, Environment, and Resources (1996-2000) and chair of the Board on Earth Sciences and Resources (2003-2009). He

currently is chair of the Water Science and Technology Board. He serves on the Advisory Committee for the Geosciences Directorate for the National Science Foundation and he chairs the Geoscience Policy Committee for the American Geosciences Institute. In 1993, Professor Hornberger won the Robert E. Horton Award (Hydrology Section) from the AGU; in 1995, he received the John Wesley Powell Award from the USGS; in 1999, he was presented with the Excellence in Geophysical Education Award by the AGU; in 2007 he was selected Virginia Outstanding Scientist; and he was the 2010 recipient of the William Kaula Award from AGU. Hornberger received his BS and MS from Drexel University and his PhD in hydrology from Stanford University.

**Alison C. Cullen** is a Professor at the Daniel J. Evans School of Public Policy and Governance at the University of Washington. She specializes in the area of decision making under uncertainty related to environmental health decisions, in particular in the area of health risk analysis. Her foci include human exposure to toxic pollutants, energy and climate policy and management, the value of genetic and meta-genomic information to environmental regulation, and approaches to addressing uncertainty and variability in human health risk. Dr. Cullen works on a range of environmental and health decisions for which information is incomplete or unavailable for relevant geographic and temporal scales, and characterized by variable resilience across populations. She applies value of information analysis to weigh the potential relative advantages of making decisions with more refined information, when viewed in light of the consequences that accrue in its absence. Dr. Cullen currently serves on the United States Environmental Protection Agency (USEPA) Clean Air Scientific Advisory Committee and on the Alfred P. Sloan Foundation's Advisory Board on Synthetic Biology. She is a member of the Editorial Board for the journal *Risk Analysis* and is both a Fellow and a Past-President of the Society for Risk Analysis (SRA). Other professional honors include the International Society of Exposure Science Joan M. Daisey Award in 1998, the Chauncey Starr Award of SRA in 2002 and the USEPA's Special Recognition in the Field of Air Toxics in 2003. She holds a BS in Civil/Environmental Engineering from MIT and an MS and ScD in Environmental Health Science from the Harvard School of Public Health.

**Jeffrey J. Daniels** is a Professor of Geophysics at Ohio State University (OSU) and co-director of the OSU Subsurface Energy Resource Center (SERC). Dr. Daniels has been at OSU since 1985 where he is an applied geophysicist with a broad base of experience in surface and borehole geophysical methods applied to subsurface science. His research focuses on developing geophysical techniques to image objects and monitor gas and fluids in the subsurface. He is the author of over 100 publications in journals and proceedings, a book, and several book chapters. He regularly serves on professional panels (e.g., Committee on Institutional Cooperation Leadership Forum, National Research Council Committee on Subsurface Characterization), is currently a member of the Science Advisory Board for the U.S. Department of Defense's Strategic Environmental Research and Development Program (SERDP), and a member of the College of Reviewers for the Canada Research Chairs Program. He is the former co-chair of the Energy Working Group for OSU (2006), a founding member and organizer of the University Clean Energy Alliance of Ohio (a consortium of Ohio's 15 research universities organized in 2007), and a prime mover in organizing the University Consortium for Futuregen (a consortium of 8 major universities in Ohio and the Midwest). He was also the prime mover, and technical Principal Investigator, of a successful proposal to the Third Frontier Program (Ohio Department

of Development) for an Endowed Chair in Geologic Carbon Sequestration. He received his PhD in Geophysics from the Colorado School of Mines.

**Alan M. Ducatman** is a Professor in the School of Public Health and School of Medicine at West Virginia University. Dr. Ducatman's research interests include occupational and environmental toxicity and prevention of diseases potentially related to environmental exposures. His current environmental research focuses on the human population aspects of perfluorocarbon exposure. In addition to his teaching and research, he maintains an active referral clinic for patients concerned about chemical exposure concerns. Dr. Ducatman also collaborates with clinical laboratory scientists and clinicians to create comparative effectiveness research for laboratory utilization practices. For both types of research, his aspiration is to improve the health of populations. Dr. Ducatman received the MD degree from Wayne State University and the MSc in Environmental Health from the City University of New York. He completed his residency training at Brown University and at the Mayo Clinic, and he is board-certified in Internal Medicine and in Occupational Medicine. Dr. Ducatman is a frequent consultant to industry, government, nonprofit organizations, and patient or community groups regarding occupational and environmental health, and public health interventions. He has been a Department chair and interim founding dean of a new school of public health at West Virginia University. His national service includes chairmanship of the Residency Review Committee in Preventive Medicine, and Chairmanship of the Scientific Board of Counselors of the Agency for Toxic Substances and Disease Registry (ATSDR) – National Center for Environmental Health (NCEH) of the Centers for Disease Control.

**John K. Jackson** is a Principal Investigator of the Entomology group at the Stroud Water Research Center in Pennsylvania. He is also Adjunct Professor of Entomology and Applied Ecology at the University of Delaware and Adjunct Professor of Biology at the University of Pennsylvania. Dr. Jackson's research interests span a variety of applied and basic subjects, including population and evolutionary ecology of stream insects, the role of abiotic and biotic processes in determining the structure and function of stream assemblages, energy and nutrient exchange within streams and between streams and their surrounding watersheds, and benthic monitoring and water quality assessment. Specific projects that address these research interests include studies of growth and development of aquatic insects, the influence of dispersal, population dynamics, and environmental variation on genetic structure of stream organisms, the evolutionary and ecological significance of disturbance in aquatic insect ecology, spatial and temporal variation in the distribution and abundance of stream insects, and organic matter dynamics and secondary production. Dr. Jackson received his BS in Biology from the University of Notre Dame, his MS in Zoology from Arizona State University, and his PhD in Entomology from the University of California. In 1998, he was a Fulbright Senior Scholar at Institut für Zoologie und Limnologie, Universität Innsbruck, Austria.

**William (Bill) M. Kappel** is a hydrogeologist who served as the Section Chief of the Study Section for the U.S. Geological Survey Water Sciences Center in Ithaca, New York from 1979 to 2013. Since that time, Mr. Kappel continues to work with Emeritus status. He has extensive experience with water resource investigations. He coordinated USGS water resource information and study efforts related to shale gas development in New York and in collaboration with other Water Science Centers across the Marcellus 'Play' from West Virginia to New York. Mr.

Kappel received his BS in Physical Sciences from Pennsylvania State University, and his MS in Forest Hydrology from Pennsylvania State University.

**Richard (Rick) S. Krannich** is Professor of Sociology, Director of the Institute for Social Science Research on Natural Resources and, beginning in July 2013, Director of the graduate program in Sociology at Utah State University. He joined the USU faculty in 1980 after receiving a PhD in Sociology from Pennsylvania State University. Dr. Krannich's research interests and experience include social impacts of oil and gas development and other extractive industries; public attitudes and actions pertaining to natural resource use and policy; social aspects of radioactive and hazardous waste management; human dimensions of wildlife management; and the socio-economic implications of large-scale renewable energy technologies. He has completed much research related to community adaptation and long-term social well-being in communities affected by energy-related boom growth. Currently he is engaged in research focusing on the implications of utility-scale renewable energy developments for social organization and social well-being in western rural communities. His recent professional activities have included service as editor of the journal *Society and Natural Resources*, as President of the Rural Sociological Society, and as Executive Director of the International Association for Society and Natural Resources. Dr. Krannich has also contributed to social assessment projects as a consultant for the Bureau of Land Reclamation, the USDA Forest Service, the Federal Energy Regulatory Committee, and other federal and state agencies.

**Vince Matthews** is a geologist who serves as Principal of Leadville Geology LLC, and recently was Interim Executive Director of the National Mining Hall of Fame and Museum. He retired as State Geologist and Director of the Colorado Geological Survey at the beginning of 2013. As a former executive in the natural resources industry for Amoco, Lear, Union Pacific, and Penn Virginia, Matthews explored for oil and gas in virtually every basin in the U.S., including Alaska and the Gulf of Mexico. Part of his experience in the natural resources industry included responsibility for coal, lime, and limestone activities in New Jersey, Virginia, and Tennessee. Vince received Bachelors and Masters degrees in Geology from the University of Georgia and a Ph. D. from the University of California, Santa Cruz and holds Outstanding Alumnus Awards from both institutions. He held tenured positions at two universities and has taught geology at the University of California, University of Northern Colorado, Arizona State University, the Frank Lloyd Wright School of Architecture, and the University of Texas of the Permian Basin. He is the author of more than 70 technical articles and abstracts and was senior editor of the multiple, award-winning publication, *Messages in Stone: Colorado's Colorful Geology* and the map, *A Tourist Guide to Colorado Geology*. Matthews is a Senior Fellow in the Geological Society of America where he served as General Chair of the 125th Anniversary Meeting last fall. He is the 2014 recipient of the Pioneer Award from the American Association of Petroleum Geologists. Vince serves on the Board of Directors of the National Mining Hall of Fame and Museum, the Geology Advisory Committee at Colorado State University, and the Advisory Committee for the J. P. Morgan Center for Commodities of the University of Colorado-Denver's Business School.

**Allen L. Robinson** is the Raymond J. Lane Distinguished Professor and Head of the Department of Mechanical Engineering at Carnegie Mellon University. He is also a Professor in the Department of Engineering and Public Policy and a member of the Center for Atmospheric



Particle Studies. Dr. Robinson first joined the faculty at Carnegie Mellon in 1998. Dr. Robinson's research examines the impact of emissions from energy systems on air quality and global climate. A major focus of his research has been the atmospheric transformation of particulate matter emissions from cars, trucks, and other combustion systems. He is also actively working on field measurements and chemical transport modeling to quantify the impact of emissions from unconventional gas development on local and regional air quality and climate. In 2012-2013, he was a faculty member at Colorado State University in the Departments of Atmospheric Science and Mechanical Engineering. In 2009-2010, he was a visiting faculty fellow at the Cooperative Institute for Research in Environmental Science at the University of Colorado in Boulder. He holds a BS in Civil Engineering from Stanford University, and an MS and PhD in Mechanical Engineering from the University of California at Berkeley. Dr. Robinson received the Carnegie Institute of Technology Outstanding Research Award in 2010, the Ahrens Career Development Chair in Mechanical Engineering in 2005, and the George Tallman Ladd Outstanding Young Faculty Award in 2000. He is currently serving on the Research Committee of the Health Effects Institute, the Environmental Protection Agency Clean Air Scientific Advisory Committee (CASAC) Air Monitoring and Methods Subcommittee, the Editorial Advisory Board of Aerosol Science and Technology, and the Editorial Board of Progress in Energy and Combustion Science. He has authored or co-authored more than 100 peer-reviewed archival journal papers. His research is supported by United States federal agencies (e.g., U.S. Environmental Protection Agency, Department of Energy, Department of Defense, Department of Interior, and the National Science Foundation), state and local government (e.g., the Allegheny County Health Department), industry (e.g., Electric Power Research Institute), and foundations (e.g., Heinz Endowments). Dr. Robinson teaches graduate and undergraduate courses on thermodynamics, atmospheric chemistry, air pollution control, climate change mitigation, combustion, and air quality engineering.

**Dale P. Sandler** is Chief of the Epidemiology Branch in the Division of Intramural Research at the National Institute of Environmental Health Sciences (NIEHS), National Institutes of Health, and head of the Chronic Disease Epidemiology Group. She is adjunct professor of Epidemiology at the University of North Carolina at Chapel Hill, past editor of the journals, *Epidemiology* and the *American Journal of Epidemiology*, and a past president of the American College of Epidemiology. Dr. Sandler has published more than 250 scientific articles, reviews and commentaries. She received an M.P.H. from Yale University in 1975 and a Ph.D. in Epidemiology from The Johns Hopkins University in 1979. Dr. Sandler's research focuses on risk factors for a wide range of chronic diseases, including chronic kidney disease, leukemia, and breast cancer. She has studied the role of early life and reproductive factors in risk for diseases later in life as well as potential health effects of passive smoking, radon and agricultural exposures. In 1993, Dr. Sandler partnered with investigators from the National Cancer Institute and the Environmental Protection Agency to develop the Agricultural Health Study, an ongoing prospective study of the health of licensed pesticide applicators and their spouses. She is Principal Investigator of The Sister Study, a prospective study of more than 50,000 sisters of women who have had breast cancer, which is designed to identify environmental and genetic factors that contribute to breast cancer risk and outcomes after diagnosis. A related study, The Two Sister Study, uses a family design to explore genetic and environmental risk factors for early onset breast cancer. More recently, Dr. Sandler became the Principal Investigator of a prospective study of the health of Gulf of Mexico Deepwater Horizon disaster clean-up workers.

This study, known as the GuLF STUDY, has recruited nearly 33,000 persons involved in some aspect of oil-spill clean-up and carried out home-based clinical assessments with more than 11,000 persons living in Gulf states.

**Susan L. Stout** (Federal Liaison to the committee) is a Research Project Leader and Research Forester at the Northern Research Station of the United States Department of Agriculture Forest Service in Irvine, PA. She has served in this position since 1991; before that, she was a Research Forester with the Northeastern Research Station from 1981-1991. She received her A.B. from Radcliffe College of Harvard University, her M.S. in Silviculture from the State University of New York, and her D.F. from Yale University. Her research interests include measuring crowding and diversity in forests, deer impact on forests, silvicultural systems, and translating results from ecosystem research into practical management guidelines for Pennsylvania's forests and beyond. Since 2011, Stout has been a regional co-lead on identifying research needs related to oil and gas development for the Northern Research Station. This team co-sponsored the 2012 Penn State Goddard Forum, "Oil and Gas Impacts on Forest Ecosystems: Research and Management Challenges." In addition, Dr. Stout was the US Forest Service representative to a federal interagency task force concerning research needs related to unconventional oil and gas development. Dr. Stout was named a Fellow of the Society of American Foresters in 2003.

**Deborah L. Swackhamer** is Professor Emeritus of Science, Technology, and Public Policy in the Humphrey School of Public Affairs, and Professor Emeritus of Environmental Health Sciences in the School of Public Health at the University of Minnesota. She also directed the Water Resources Center from 2002 until 2014. She received a BA in Chemistry from Grinnell College, IA and MS and PhD degrees from the University of Wisconsin-Madison in Water Chemistry and Limnology & Oceanography, respectively. After two years of post-doctoral research in Chemistry and Public & Environmental Affairs at Indiana University, she joined the Minnesota faculty in 1987. She studies the processes affecting the behavior of and exposures to toxic chemicals in the environment, and she works on policies to address these potential risks. In 2012 Dr. Swackhamer completed a 4-year term as Chair of the Science Advisory Board of the U.S. Environmental Protection Agency (USEPA), and served as a member of the Science Advisory Board of the International Joint Commission of the U.S. and Canada from 2000-2013. She recently served on the National Research Council, National Academy of Sciences (NAS) committee addressing Sustainability Linkages in the Federal Government and currently serves on the NAS Committee evaluating the USEPA Laboratory Enterprise. She is a Governor appointee on the Minnesota Clean Water Council and was President of the National Institutes of Water Resources in 2011-2012. Dr. Swackhamer is a member of the Editorial Advisory Board for the journal *Environmental Science & Technology*, is a Fellow in the Royal Society of Chemistry in the UK, and is the recipient of the 2007 Harvey G. Rogers Award from the Minnesota Public Health Association. In 2009 she received the prestigious Founders Award from the Society of Environmental Toxicology and Chemistry for lifetime achievement in environmental sciences. She was also the 2010 recipient of the University of Minnesota's Ada Comstock Award.

**Junfeng (Jim) Zhang** is a Professor of Global and Environmental Health and Director of the Exposure Biology and Chemistry Laboratory at Duke University's Nicholas School of the Environment and Duke's Global Health Institute. Dr. Zhang joined the Duke Faculty in the Fall of 2013 from the University of Southern California where he had been a Professor of



Environmental and Global Health and Director of the Environmental and Biomarkers Analysis Laboratory since 2010. His prior positions include Professor, Department Chair, and Associate Dean at the Rutgers School of Public Health. Dr. Zhang has more than 140 peer-reviewed publications. His work has been featured in major international media such as Time, the New York Times, BBC, ABC, CBS, and Yahoo News. His early work on characterizing sources of non-methane greenhouse gases made him one of the officially recognized contributors to the 2007 Nobel Peace Prize awarded to the Intergovernmental Panel on Climate Change. He is the 2012 recipient of the Jeremy Wesolowski Award, the highest award of the International Society of Exposure Science. He also received a Distinguished Alumni Award from the Rutgers Graduate School. Dr. Zhang's research interests include developing novel biomarkers of human exposure and health effects, assessing health and climate co-benefits of air pollution interventions, and examining biological mechanisms by which environmental exposures exert adverse health effects. Dr. Zhang has led a number of international collaborations to study air pollution health effects and underlying pathophysiologic mechanisms. He is currently leading two multidisciplinary, multi-institutional centers studying the health impact of engineered nanomaterials.

## SPECIAL ADVISORS

**Alan Krupnick** is the co-director of the Center for Energy and Climate Economics (CECE) and a Senior Fellow at Resources for the Future (RFF). Dr. Krupnick is also the President and a Fellow of the Association of Environmental Resource Economists (AERE). He has served regularly on expert committees from the US EPA and the National Academy of Sciences, and has co-chaired a federal advisory committee to the US EPA regarding the implementation of new ozone and particulate standards. From 1993-1994 he served as a senior economist on the President's Council of Economic Advisors, advising the Clinton administration on environmental and natural resource policy issues. Dr. Krupnick has been a consultant to State Governments, federal agencies, private corporations, the European Union, the World Health Organization, the World Bank, and various Canadian Health and Environmental organizations. He has served on the editorial board of *Land Economics*, and has been a reviewer and/or contributor to a myriad of other journals and publications such as the *American Economic Review*, the *Journal of Environmental Economics and Management*, and the *Oxford University Press*. His current research focuses on analyzing environmental and energy issues and focuses on topics such as air quality, ecosystems, energy, international policy and analysis, risk management, and transportation. As director of the CEEP, Dr. Krupnick is currently leading research on the risks and issues associated with shale gas development. His primary research methodology is to utilize stated preference surveys such as contingent valuation and choice experiments. Dr. Krupnick received his BA from Pennsylvania State University and his MA and PhD in economics from the University of Maryland.

**Bernard D. Goldstein** is Emeritus Professor of Environment and Occupational Health and former Dean of the University of Pittsburgh's Graduate School of Public Health. He is a physician, board certified in internal medicine, hematology, and toxicology. Dr. Goldstein is author of more than 150 publications in the peer-reviewed literature, as well as numerous reviews related to environmental health. He is an elected member of the IOM and of the American Society for Clinical Investigation. His experience includes service as assistant

administrator for research and development of the EPA, 1983–1985. In 2001, he joined the University of Pittsburgh from New Jersey, where he had been the founding director of the Environmental and Occupational Health Sciences Institute, a joint program of Rutgers University and Robert Wood Johnson Medical School. He has chaired more than a dozen National Research Council (NRC) and IOM committees primarily related to environmental health issues. He has been president of the Society for Risk Analysis; and has chaired the NIH Toxicology Study Section, EPA’s Clean Air Scientific Advisory Committee, the National Board of Public Health Examiners, and the Research Committee of the Health Effects Institute. He has also served as a member or chairperson of numerous national and international scientific advisory committees for government, industry, and environmental groups.

**Michael E. Parker** is currently Principal of Parker Environmental and Consulting, LLC, which provides environmental and regulatory policy development, technical, and advocacy support on a range of issues, focusing on nonconventional oil and gas development including hydraulic fracturing, produced water management, water resource management, onshore and offshore environmental management issues, and carbon capture and storage issues. Prior to establishing his consulting practice, Mr. Parker worked for ExxonMobil Production Company for over 35 years in a variety of engineering and technical assignments. At retirement, Mr. Parker was a Technical Advisor in ExxonMobil’s Upstream Safety, Health, and Environment organization. Mr. Parker provided technical support and guidance to ExxonMobil affiliates world-wide on a range of issues including drilling and production discharges, underground injection control, spill prevention and control, facility decommissioning, artificial reef programs, marine environmental issues, carbon capture and storage, hydraulic fracturing and general issue management coordination. Mr. Parker has served as Chair of the American Petroleum Institute’s Upstream Environmental Subcommittee, the Hydraulic Fracturing Workgroup, the Carbon Capture and Storage Work Group and the Water Issues Group and is currently involved in the revisions to API’s HF Guidance Documents and Recommended Practices. Mr. Parker is a graduate of the University of Texas and Texas A&M University and is a registered Professional Engineer in Texas and Louisiana.